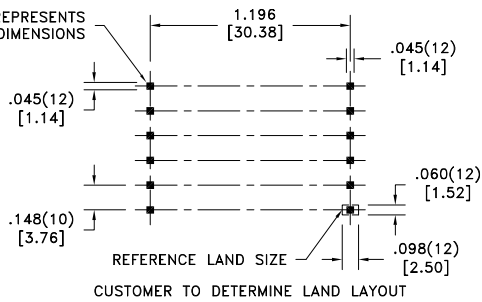
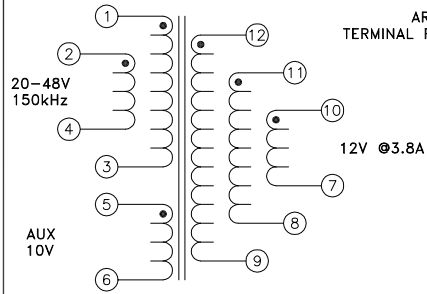
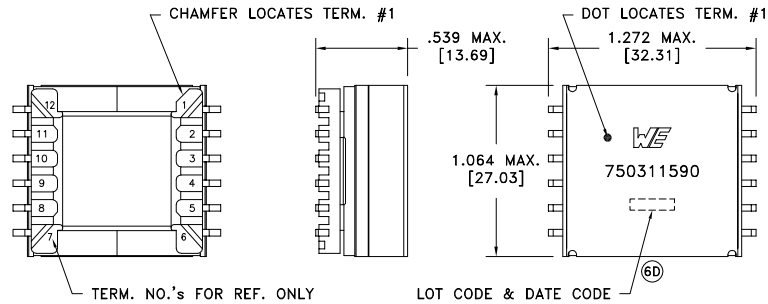


CUSTOMER TERMINAL	RoHS	LEAD(Pb)-FREE
Sn96%, Ag4%	Yes	Yes

more than you expect



Customer tie terminals 1&2, 3&4, 7&8&9 and 10&11&12 on pcb for voltages shown. Transformer construction will allow alternate tie configurations to accommodate alternate voltage combinations.

6D

ELECTRICAL SPECIFICATIONS @ 25°C unless otherwise noted:

PARAMETER	TEST CONDITIONS	VALUE
D.C. RESISTANCE	1-3 tie(1+2, 3+4), @20°C	0.015 ohms max.
D.C. RESISTANCE	12-9 tie(12+11+10, 9+8+7), @20°C	0.008 ohms max.
D.C. RESISTANCE	5-6 @20°C	0.020 ohms max.
INDUCTANCE	1-3 150kHz, 100mVAC, Ls	8.00uH ±10%
SATURATION CURRENT	20% rolloff from initial	18A
LEAKAGE INDUCTANCE	1-3 tie(1+2, 3+4, 5+6, 7+8+9+10+11+12), 100kHz, 50mVAC, Ls	200nH typ., 400nH max.
DIELECTRIC	1-12 tie(1+2+5, 7+8+9), 1875VAC, 1 second	1500VAC, 1 minute
6D DIELECTRIC	10-11 tie(11+12), 625VAC, 1 second	500VAC, 1 minute
6D DIELECTRIC	11-12 625VAC, 1 second	500VAC, 1 minute
6D DIELECTRIC	1-2 625VAC, 1 second	500VAC, 1 minute
TURNS RATIO	(1-3):(5-6)	2:1, ±1%
TURNS RATIO	(1-3):(12-9)	2:1, ±1%

GENERAL SPECIFICATIONS:

6D OPERATING TEMPERATURE RANGE: -40°C to +125°C including temp rise.

Wire insulation & RoHS status not affected by wire color.
Wire insulation color may vary depending on availability.

REV.	DATE	Packaging Specifications	CONVENTION PLACEMENT
6D	5/14	Method: Tape & Reel	
6C	7/13	PKG-0605	
6B	1/12	www.we-online.com/midcom	
6A	8/10	SEE REVISION SHEET FOR REVISION LEVEL	

Tolerances unless otherwise specified:
Angles: ±1° Decimals: ±.005 [.13]
Fractions: ±1/64 Footprint: ±.005 [.13]

This drawing is dual dimensioned. Dimensions in brackets are in millimeters.

DRAWING TITLE
TRANSFORMER

eiSos p/n: 750311590

compliant
RoHS

PART NO.
750311590

SPECIFICATION SHEET 1 OF 1

X-ON Electronics

Largest Supplier of Electrical and Electronic Components

Click to view similar products for [Power Transformers](#) category:

Click to view products by [Würth](#) manufacturer:

Other Similar products are found below :

[ET-030A](#) [F-102X](#) [F-120X](#) [F-14X-1](#) [F-181U](#) [F-18A](#) [F-199U](#) [F-19X](#) [F-202U](#) [F-204U](#) [F-206U](#) [F-227X](#) [F-238U](#) [F-239U-1](#) [F-23U](#) [F24-250-B](#)
[F-242U](#) [F-245U](#) [F-264U](#) [F-265U](#) [F-267U](#) [F-281U](#) [F-283U](#) [F-290X](#) [F-295Z](#) [F-296Z](#) [F-298Z](#) [F-3143P](#) [F-3298Z](#) [F-33U](#) [F-346X](#) [F-35U](#) [F-](#)
[364U](#) [F-392A](#) [F-395X](#) [F-397U](#) [F-412X](#) [F-47U](#) [F-55X-1](#) [F-60U](#) [F-68U](#) [F-71U](#) [F-72Z](#) [F-74U](#) [F-83A](#) [F-84AC](#) [F-85U](#) [F-86U](#) [F-9U](#) [PCT-02](#)