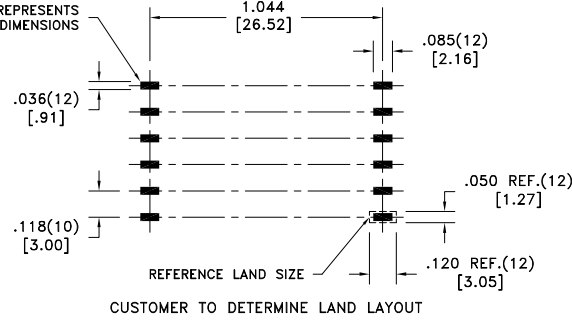
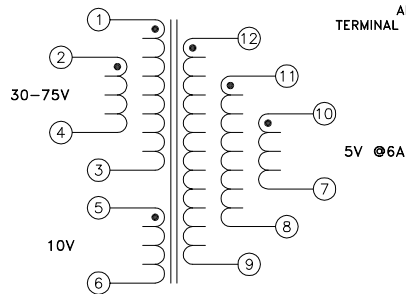
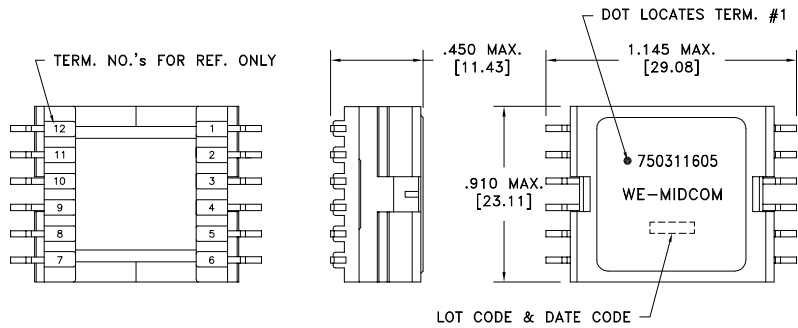


CUSTOMER TERMINAL	RoHS	LEAD(Pb)-FREE
Sn96%, Ag4%	Yes	Yes

more than you expect



Application of the transformer allows for the following groups of wires to solder bridge: 1&2, 3&4, 10&11&12, and 7&8&9.

**ELECTRICAL SPECIFICATIONS @ 25°C unless otherwise noted:**

PARAMETER	TEST CONDITIONS	VALUE
D.C. RESISTANCE	1-3 tie(1+2, 3+4), @20°C	0.040 ohms max.
D.C. RESISTANCE	7-12 tie(7+8+9, 10+11+12), @20°C	0.0050 ohms max.
D.C. RESISTANCE	@20°C	0.070 ohms max.
INDUCTANCE	1-3 tie(1+2, 3+4), 150kHz, 100mVAC, Ls	15uH ±10%
SATURATION CURRENT	20% rolloff from initial	9.5A
LEAKAGE INDUCTANCE	1-3 tie(1+2, 3+4, 7+8+9+10+11+12), 100kHz, 50mVAC, Ls	400nH typ., 550nH max.
DIELECTRIC	1-12 1875VAC, 1 second	1500VAC, 1 minute
TURNS RATIO	(1-3):(12-9)	3.5:1, ±1%
TURNS RATIO	(1-3):(11-8)	3.5:1, ±1%
TURNS RATIO	(1-3):(10-7)	3.5:1, ±1%
TURNS RATIO	(1-3):(5-6)	1.75:1, ±1%
TURNS RATIO	(1-3):(2-4)	1:1, ±1%

**GENERAL SPECIFICATIONS:**

OPERATING TEMPERATURE RANGE: -40°C to +125°C.

Wire insulation & RoHS status not affected by wire color.  
Wire insulation color may vary depending on availability.

REV.	DATE	Packaging Specifications Method: <b>Tape &amp; Reel</b> PKG-0647 www.we-online.com/midcom		Tolerances unless otherwise specified: Angles: ±1° Fractions: ±1/64 Decimals: ±.005 [.13] Footprint: ±.005 [.13]	DRAWING TITLE <b>TRANSFORMER</b>	PART NO. <b>750311605</b>
6C	3/14					
6B	9/11					
6A	10/10	SEE REVISION SHEET FOR REVISION LEVEL		This drawing is dual dimensioned. Dimensions in brackets are in millimeters.	eiSos p/n: 750311605	SPECIFICATION SHEET 1 OF 1

## **X-ON Electronics**

Largest Supplier of Electrical and Electronic Components

*Click to view similar products for [Power Transformers](#) category:*

*Click to view products by [Würth](#) manufacturer:*

Other Similar products are found below :

[ET-030A](#) [F-102X](#) [F-120X](#) [F-14X-1](#) [F-181U](#) [F-18A](#) [F-199U](#) [F-19X](#) [F-202U](#) [F-204U](#) [F-206U](#) [F-227X](#) [F-238U](#) [F-239U-1](#) [F-23U](#) [F24-250-B](#)  
[F-242U](#) [F-245U](#) [F-264U](#) [F-265U](#) [F-267U](#) [F-281U](#) [F-283U](#) [F-290X](#) [F-295Z](#) [F-296Z](#) [F-298Z](#) [F-3143P](#) [F-3298Z](#) [F-33U](#) [F-346X](#) [F-35U](#) [F-](#)  
[364U](#) [F-392A](#) [F-395X](#) [F-397U](#) [F-412X](#) [F-47U](#) [F-55X-1](#) [F-60U](#) [F-68U](#) [F-71U](#) [F-72Z](#) [F-74U](#) [F-83A](#) [F-84AC](#) [F-85U](#) [F-86U](#) [F-9U](#) [PCT-02](#)