

CUSTOMER TERMINAL	RoHS	LEAD(Pb)-FREE
Sn96%, Ag4%	Yes	Yes

more than you expect



ELECTRICAL SPECIFICATIONS @ 25°C unless otherwise noted:

PARAMETER	TEST CONDITIONS	VALUE
D.C. RESISTANCE	1-2 @20°C	0.684 ohms ±10%
D.C. RESISTANCE	3-4 @20°C	0.684 ohms ±10%
INDUCTANCE	1-2 10kHz, 50mVAC, Ls	15.0mH -30%/+50%
INDUCTANCE	3-4 10kHz, 50mVAC, Ls	15.0mH -30%/+50%
SATURATION CURRENT	1-4 tie(2+3), 20% rolloff from initial	2.7A
LEAKAGE INDUCTANCE	1-4 tie(2+3), 10kHz, 50mVAC, Ls	500uH min.
⑥C/⑥B DIELECTRIC	1-Core tie(1+4), 1875VAC, 1 second	1500VAC, 1 minute
⑥C DIELECTRIC	1-4 2514VAC, 1 second	2011VAC, 1 minute
URNS RATIO	(1-2):(4-3)	1:1, ±2%

GENERAL SPECIFICATIONS:

OPERATING TEMPERATURE RANGE: -40°C to +125°C including temp rise.

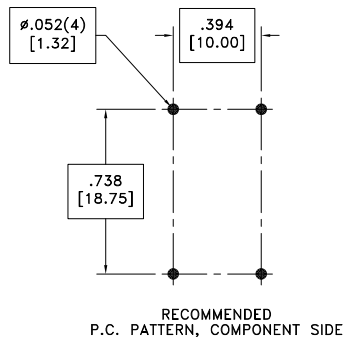
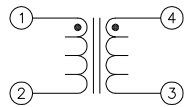
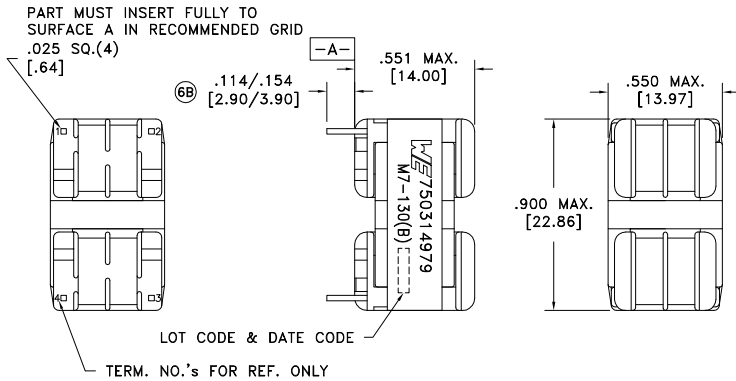
Rated Current: 0.85A (where DC current through both windings raises temperature of part by 40°C).

-Current must be de-rated when ambient temperature is above 85°C.

Designed to meet UL Recognized Insulation System M7-130(B), E106391.

⑥C/⑥B Designed to comply with UL 1993 for 347VACrms or VDC.

⑥C Designed to comply with UL 840 for 347VACrms or VDC for Overvoltage Category II and Pollution Degree II.



Wire insulation & RoHS status not affected by wire color.
Wire insulation color may vary depending on availability.

DETAILS SUBJECT TO CHANGE

REV.	DATE	Packaging Specifications Method: Tray PKG-0822 www.we-online.com/midcom		Tolerances unless otherwise specified: Angles: ±1° Fractions: ±1/64 Decimals: ±.005 [1.3] Footprint: ±.001 [1.03]	DRAWING TITLE FILTER COMMON MODE CHOKE	PART NO. 750314979
6C	8/15				⑥C	
6B	6/15			This drawing is dual dimensioned. Dimensions in brackets are in millimeters.	eiSos p/n: 750314979	
6A	5/15	SEE REVISION SHEET FOR REVISION LEVEL				SPECIFICATION SHEET 1 OF 1



X-ON Electronics

Largest Supplier of Electrical and Electronic Components

Click to view similar products for [Common Mode Chokes / Filters](#) category:

Click to view products by [Wurth](#) manufacturer:

Other Similar products are found below :

[74279408](#) [PE-62911NL](#) [PE-64683](#) [ST6118T-R](#) [T8114NLT](#) [RD5122-10-6M0](#) [TCM0806G-350-2P-T](#) [TCM0806G-650-2P-T](#) [IND-0110](#)
[UAL21V07012500](#) [UALSC023000000](#) [UALSC1520JH000](#) [UALSU16VD40010](#) [UALSU9H0305000](#) [UALSU9HF060300](#)
[UALSU9VD070100](#) [36-00037](#) [5701610000](#) [UALW21HS072450](#) [UALSU9VD070400](#) [UALSU9HF050500](#) [UALSU9H0208000](#)
[UALSCF25081300](#) [UAL24VK06450CH](#) [PLT10HH501100PNB](#) [PLT10HH401100PNB](#) [PLT10HH1026R0PNB](#) [PE-67531](#) [EXC-X4CH120X](#)
[TLH10UB](#) [113 0R5](#) [2752041447](#) [2752045447](#) [CMS3-11-R](#) [7351V](#) [CMF16-153131](#) [744252510](#) [T8116NLT](#) [FE2X10-4-2NL](#) [744253200](#)
[744253101](#) [744252220](#) [TX8111NLT](#) [UAL30VR3500470](#) [CTX01-19077-R](#) [T8003NLT](#) [CTX01-13663](#) [CTX66-19521-R](#) [7446630047](#)
[RC212-0.25-47M](#) [RC112-0.4-15M](#)