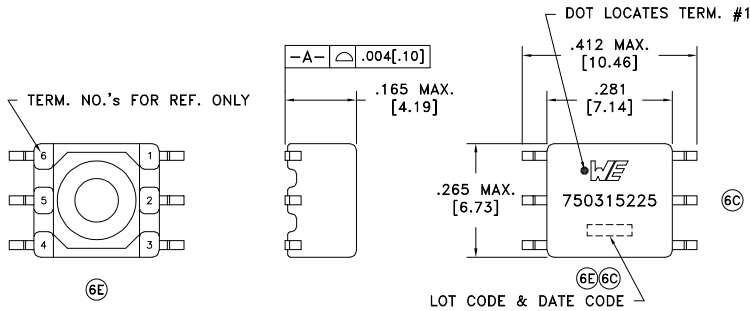
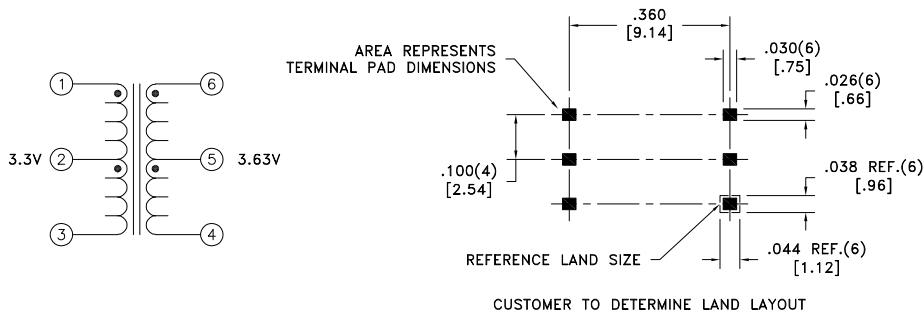


CUSTOMER TERMINAL	RoHS	LEAD(Pb)-FREE
Sn96%, Ag4%	Yes	Yes



ELECTRICAL SPECIFICATIONS @ 25°C unless otherwise noted:

PARAMETER	TEST CONDITIONS	VALUE
D.C. RESISTANCE	1-3 @20°C	0.146 ohms ±10%
D.C. RESISTANCE	6-4 @20°C	0.151 ohms ±10%
INDUCTANCE	1-3 100kHz, 10mVAC, Ls	388uH ±30%
DIELECTRIC	1-6 3438VAC, 1 second	2750VAC, 1 minute
TURNS RATIO	(6-4):(1-3)	1.1:1, ±1%



GENERAL SPECIFICATIONS:

OPERATING TEMPERATURE RANGE: -40°C to +125°C.

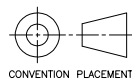
Designed to comply with the following requirements as defined by IEC60950-1, EN60950-1, UL60950-1/CSA60950-1 and AS/NZS60950.1:
- Functional insulation.

CURRENT RATING: 200mA

VOLTAGE - TIME: 9.44Vus (1-2)

DETAILS SUBJECT TO CHANGE

REV.	DATE	Packaging Specifications
6E	12/20	Method: Tape & Reel
6D	7/17	PKG-0895
6C	7/16	www.we-online.com/midcom
6B	8/15	SEE REVISION SHEET FOR REVISION LEVEL



Tolerances unless otherwise specified:
Angles: ±1°
Decimals: ±.005 [.13]
Fractions: ±1/64
Footprint: ±.005 [.13]
This drawing is dual dimensioned. Dimensions in brackets are in millimeters.

DRAWING TITLE	PART NO.
TRANSFORMER	750315225
eiSos p/n: 750315225	SPECIFICATION SHEET 1 OF 1



X-ON Electronics

Largest Supplier of Electrical and Electronic Components

Click to view similar products for [Power Transformers](#) category:

Click to view products by [Würth](#) manufacturer:

Other Similar products are found below :

[ET-030A](#) [F-102X](#) [F-120X](#) [F-14X-1](#) [F-181U](#) [F-18A](#) [F-199U](#) [F-19X](#) [F-202U](#) [F-204U](#) [F-206U](#) [F-227X](#) [F-238U](#) [F-239U-1](#) [F-23U](#) [F24-250-B](#)
[F-242U](#) [F-245U](#) [F-264U](#) [F-265U](#) [F-267U](#) [F-281U](#) [F-283U](#) [F-290X](#) [F-295Z](#) [F-296Z](#) [F-298Z](#) [F-3143P](#) [F-3298Z](#) [F-33U](#) [F-346X](#) [F-35U](#) [F-](#)
[364U](#) [F-392A](#) [F-395X](#) [F-397U](#) [F-412X](#) [F-47U](#) [F-55X-1](#) [F-60U](#) [F-68U](#) [F-71U](#) [F-72Z](#) [F-74U](#) [F-83A](#) [F-84AC](#) [F-85U](#) [F-86U](#) [F-9U](#) [PCT-02](#)