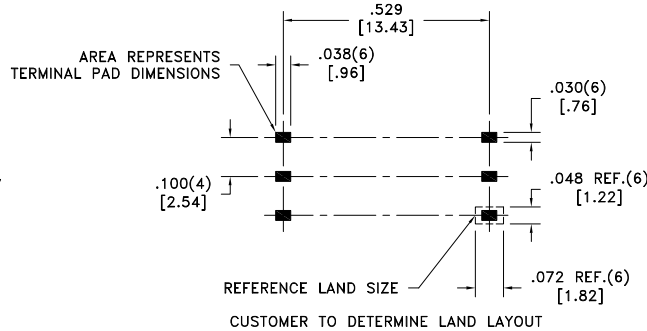
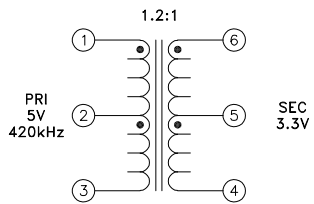
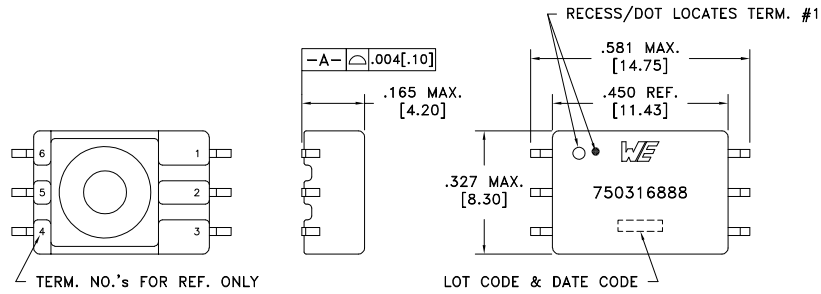


CUSTOMER TERMINAL	RoHS	LEAD(Pb)-FREE
Sn96%, Ag4%	Yes	Yes



**ELECTRICAL SPECIFICATIONS @ 25°C unless otherwise noted:**

PARAMETER	TEST CONDITIONS	VALUE
6B D.C. RESISTANCE	1-3 @20°C	0.180 ohms ±20%
6B D.C. RESISTANCE	6-4 @20°C	0.135 ohms ±20%
INDUCTANCE	1-3 10kHz, 10mVAC, Ls	200uH min.
LEAKAGE INDUCTANCE	1-3 tie(4+5+6), 100kHz, 100mVAC, Ls	350nH typ., 700nH max.
DIELECTRIC	1-6 3125VAC, 2 seconds	2500VAC, 1 minute
URNS RATIO	(1-3):(6-4)	1.2:1, ±2%

**GENERAL SPECIFICATIONS:**

OPERATING TEMPERATURE RANGE: -40°C to +125°C including temp rise.

Designed to comply with the following requirements as defined by IEC60950-1, EN60950-1, UL60950-1/CSA60950-1 and AS/NZS60950.1:

- Supplementary insulation for a primary circuit at a working voltage of 600Vrms, 800Vpeak, Overvoltage Category II, Pollution Degree II, Material Group 1, Altitude up to 2000 meters.

Designed to comply with the following requirements as defined by IEC61010-1:

- Supplementary insulation for a mains circuit of Overvoltage Category II up to 600Vrms Line-to-Neutral, Pollution Degree II, Material Group 1, Altitude up to 2000 meters.
- Supplementary insulation for a secondary circuit derived from mains circuits of Overvoltage Category II up to 600Vrms Line-to-Neutral, Pollution Degree II, Material Group 1 at a working voltage of 600Vrms, 800Vpeak, Altitude up to 2000 meters.

VOLTAGE-TIME: 15 Vus (1-2)

OUTPUT CURRENT RATING: 900mADC causes 40°C temp rise from ambient.

COPLANARITY: All 6 terminals must lie on a plane within .004 [.10] of Surface A after lead tinning.

Wire insulation & RoHS status not affected by wire color.  
Wire insulation color may vary depending on availability.

REV.	DATE	Packaging Specifications Method: Tape & Reel PKG-1154 www.we-online.com/midcom		Tolerances unless otherwise specified: Angles: ±1° Fractions: ±1/64 Decimals: ±.005 [.13] Footprint: ±.005 [.13]	DRAWING TITLE <b>TRANSFORMER</b>	PART NO. <b>750316888</b>
6B	12/20			This drawing is dual dimensioned. Dimensions in brackets are in millimeters.	eiSos p/n: 750316888	
6A	11/17	SEE REVISION SHEET FOR REVISION LEVEL				SPECIFICATION SHEET 1 OF 1

## **X-ON Electronics**

Largest Supplier of Electrical and Electronic Components

*Click to view similar products for [Power Transformers](#) category:*

*Click to view products by [Würth](#) manufacturer:*

Other Similar products are found below :

[ET-030A](#) [F-102X](#) [F-120X](#) [F-14X-1](#) [F-181U](#) [F-18A](#) [F-199U](#) [F-19X](#) [F-202U](#) [F-204U](#) [F-206U](#) [F-227X](#) [F-238U](#) [F-239U-1](#) [F-23U](#) [F24-250-B](#)  
[F-242U](#) [F-245U](#) [F-264U](#) [F-265U](#) [F-267U](#) [F-281U](#) [F-283U](#) [F-290X](#) [F-295Z](#) [F-296Z](#) [F-298Z](#) [F-3143P](#) [F-3298Z](#) [F-33U](#) [F-346X](#) [F-35U](#) [F-](#)  
[364U](#) [F-392A](#) [F-395X](#) [F-397U](#) [F-412X](#) [F-47U](#) [F-55X-1](#) [F-60U](#) [F-68U](#) [F-71U](#) [F-72Z](#) [F-74U](#) [F-83A](#) [F-84AC](#) [F-85U](#) [F-86U](#) [F-9U](#) [PCT-02](#)