

CUSTOMER TERMINAL	RoHS	LEAD(Pb)-FREE
Sn96%, Ag4%	Yes	Yes



ELECTRICAL SPECIFICATIONS @ 25°C unless otherwise noted:

PARAMETER	TEST CONDITIONS	VALUE
D.C. RESISTANCE	3-1 @20°C	1.177 ohms max.
D.C. RESISTANCE	6-4 @20°C	0.087 ohms max.
D.C. RESISTANCE	12-8 @20°C	0.019 ohms max.
INDUCTANCE	3-1 10kHz, 1.0VAC, Ls	750.0uH ±7%
LEAKAGE INDUCTANCE	3-1 tie(6+4+12+8), 100kHz, 1.0VAC, Ls	37uH max.
DIELECTRIC	1-12 tie(4+1), 3750VAC, 1 second	-
TURNS RATIO	(3-1):(6-4)	8.11:1, ±2%
TURNS RATIO	(3-1):(12-8)	14.6:1, ±2%

GENERAL SPECIFICATIONS:

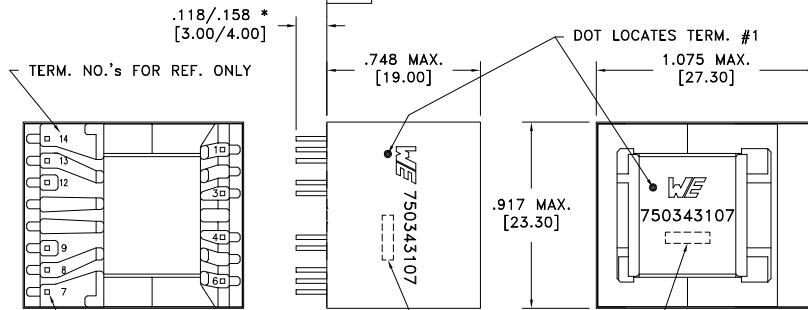
OPERATING TEMPERATURE RANGE: -40°C to +125°C including temp rise.

Designed to meet IEC60335 reinforced insulation.

Designed to meet UL1310 at a working voltage of 110VAC.

- ⑥B Designed to comply with the following requirements as defined by IEC62368-1, EN62368-1, UL62368-1/CSA62368-1 and AS/NZS62368.1:
 - Reinforced insulation for a primary circuit at a working voltage of 265Vrms, 400Vpeak, Overvoltage Category II, Pollution Degree 2.

* DIMENSION MAY BE EXCEEDED WITH SOLDER ONLY

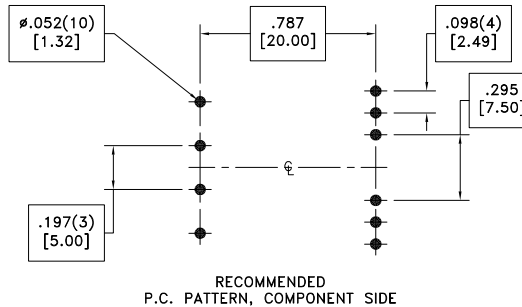
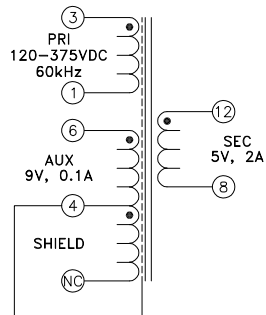


ALTERNATE MARKING DETAIL

TERM. NO.'s FOR REF. ONLY

.020 SQ.(10) [.50]

PART MUST INSERT FULLY TO SURFACE A IN RECOMMENDED GRID



Wire insulation & RoHS status not affected by wire color.
Wire insulation color may vary depending on availability.

REV.	DATE	Packaging Specifications Method: Tray PKG-0988 www.we-online.com/midcom		Tolerances unless otherwise specified: Angles: ±1° Fractions: ±1/64 Decimals: ±.005 [.13] Footprint: ±.001 [.03]	DRAWING TITLE TRANSFORMER	PART NO. 750343107
6B	7/20	SEE REVISION SHEET FOR REVISION LEVEL		This drawing is dual dimensioned. Dimensions in brackets are in millimeters.	eiSos p/n: 750343107	
6A	5/16					SPECIFICATION SHEET 1 OF 1

X-ON Electronics

Largest Supplier of Electrical and Electronic Components

Click to view similar products for [Power Transformers](#) category:

Click to view products by [Würth](#) manufacturer:

Other Similar products are found below :

[ET-030A](#) [F-102X](#) [F-120X](#) [F-14X-1](#) [F-181U](#) [F-18A](#) [F-199U](#) [F-19X](#) [F-202U](#) [F-204U](#) [F-206U](#) [F-227X](#) [F-238U](#) [F-239U-1](#) [F-23U](#) [F24-250-B](#)
[F-242U](#) [F-245U](#) [F-264U](#) [F-265U](#) [F-267U](#) [F-281U](#) [F-283U](#) [F-290X](#) [F-295Z](#) [F-296Z](#) [F-298Z](#) [F-3143P](#) [F-3298Z](#) [F-33U](#) [F-346X](#) [F-35U](#) [F-](#)
[364U](#) [F-392A](#) [F-395X](#) [F-397U](#) [F-412X](#) [F-47U](#) [F-55X-1](#) [F-60U](#) [F-68U](#) [F-71U](#) [F-72Z](#) [F-74U](#) [F-83A](#) [F-84AC](#) [F-85U](#) [F-86U](#) [F-9U](#) [PCT-02](#)