

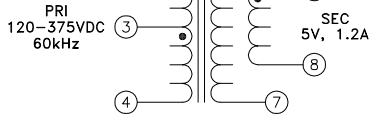
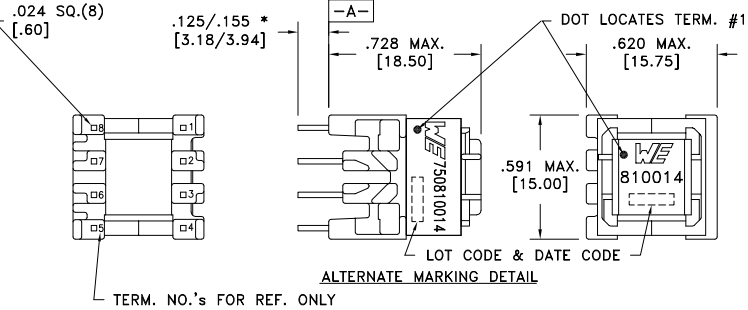
CUSTOMER TERMINAL	RoHS	LEAD(Pb)-FREE
Sn96%, Ag4%	Yes	Yes

more than you expect



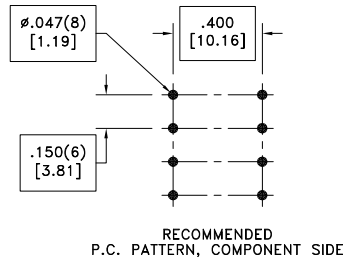
\* DIMENSION MAY BE EXCEEDED WITH SOLDER ONLY

PART MUST INSERT FULLY TO SURFACE A IN RECOMMENDED GRID



Customer to tie terminals 5+6 and 7+8 on PC board.

Application of the transformer allows for the leadwires between terminals 5&6 and 7&8 to solder bridge.



ELECTRICAL SPECIFICATIONS @ 25°C unless otherwise noted:

PARAMETER	TEST CONDITIONS	VALUE
D.C. RESISTANCE	2-4 @20°C	4.420 ohms ±10%
D.C. RESISTANCE	5-8 tie(5+6, 7+8), @20°C	0.025 ohms ±20%
INDUCTANCE	2-4 10kHz, 100mVAC, Ls	2.00mH ±10%
SATURATION CURRENT	2-4 20% rolloff from initial	530mA
LEAKAGE INDUCTANCE	2-4 tie(5+6+7+8), 100kHz, 100mVAC, Ls	26uH typ., 34uH max.
DIELECTRIC	4-5 tie(5+6), 1875VAC, 1 second	-
TURNS RATIO	(2-4):(5-8), tie(5+6, 7+8)	12.36:1, ±1%

GENERAL SPECIFICATIONS:

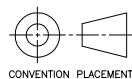
OPERATING TEMPERATURE RANGE: -40°C to +125°C including temp rise.

Designed to comply with the following requirements as defined by IEC60950-1, EN60950-1, UL60950-1/CSA60950-1 and AS/NZS60950.1:

- Functional insulation for a primary circuit at a working voltage of 265Vrms, 400Vpeak, Overvoltage Category II.

Wire insulation & RoHS status not affected by wire color.  
Wire insulation color may vary depending on availability.

REV.	DATE	Packaging Specifications
		Method: Tray PKG-0973 www.we-online.com/midcom
6A	3/17	SEE REVISION SHEET FOR REVISION LEVEL



Tolerances unless otherwise specified:  
Angles: ±1°  
Fractions: ±1/64  
Decimals: ±.005 [.13]  
Footprint: ±.001 [.03]

This drawing is dual dimensioned. Dimensions in brackets are in millimeters.

DRAWING TITLE	PART NO.
<b>TRANSFORMER</b>	<b>750810014</b>
eiSos p/n: 750810014	SPECIFICATION SHEET 1 OF 1



## **X-ON Electronics**

Largest Supplier of Electrical and Electronic Components

*Click to view similar products for [Power Transformers](#) category:*

*Click to view products by [Würth](#) manufacturer:*

Other Similar products are found below :

[ET-030A](#) [F-102X](#) [F-120X](#) [F-14X-1](#) [F-181U](#) [F-18A](#) [F-199U](#) [F-19X](#) [F-202U](#) [F-204U](#) [F-206U](#) [F-227X](#) [F-238U](#) [F-239U-1](#) [F-23U](#) [F24-250-B](#)  
[F-242U](#) [F-245U](#) [F-264U](#) [F-265U](#) [F-267U](#) [F-281U](#) [F-283U](#) [F-290X](#) [F-295Z](#) [F-296Z](#) [F-298Z](#) [F-3143P](#) [F-3298Z](#) [F-33U](#) [F-346X](#) [F-35U](#) [F-](#)  
[364U](#) [F-392A](#) [F-395X](#) [F-397U](#) [F-412X](#) [F-47U](#) [F-55X-1](#) [F-60U](#) [F-68U](#) [F-71U](#) [F-72Z](#) [F-74U](#) [F-83A](#) [F-84AC](#) [F-85U](#) [F-86U](#) [F-9U](#) [PCT-02](#)