

CUSTOMER TERMINAL	RoHS	LEAD(Pb)-FREE
Sn96%, Ag4%	Yes	Yes

more than you expect



ELECTRICAL SPECIFICATIONS @ 25°C unless otherwise noted:

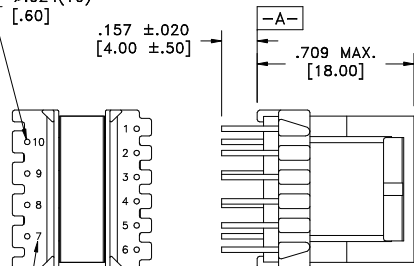
PARAMETER	TEST CONDITIONS	VALUE
D.C. RESISTANCE	1-2 @20°C	1.85 ohms ±10%
D.C. RESISTANCE	4-5 @20°C	1.35 ohms ±10%
D.C. RESISTANCE	8-9 @20°C	0.105 ohms max.
D.C. RESISTANCE	7-10 @20°C	0.140 ohms max.
INDUCTANCE	1-2 10kHz, 100mVAC, Ls	600uH ±10%
SATURATION CURRENT	20% rolloff from initial	1.75A
LEAKAGE INDUCTANCE	1-2 tie(4+5, 7+8+9+10), 100kHz, 100mVAC, Ls	15.0uH typ., 30.0uH max.
DIELECTRIC	2-10 tie(1+4, 7+9), 4500VAC, 1 second	4500VAC, 1 minute
DIELECTRIC	2-4 1250VAC, 1 second	1000VAC, 1 minute
TURNS RATIO	(2-1):(10-7)	8:1, ±1%
TURNS RATIO	(2-1):(9-8)	8:1, ±1%
TURNS RATIO	(2-1):(4-5)	6.222:1, ±1%

GENERAL SPECIFICATIONS:

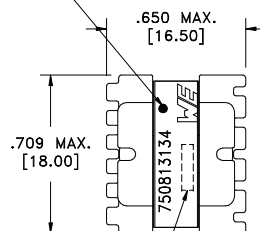
OPERATING TEMPERATURE RANGE: -40°C to +125°C including temp rise.

Designed to comply with the following requirements as defined by IEC61558-2-17:
 - Reinforced insulation for a primary circuit at a working voltage of 400VDC.

PART MUST INSERT FULLY TO SURFACE A IN RECOMMENDED GRID
 ø.024(10)

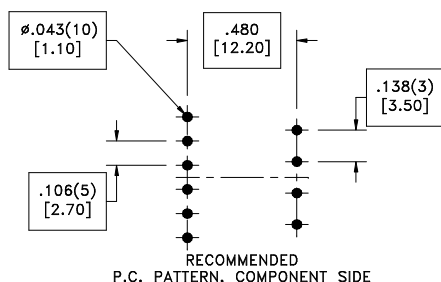
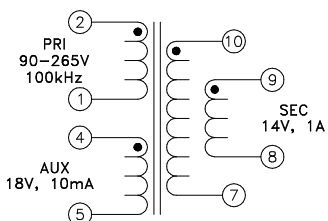


DOT LOCATES TERM. #1



LOT CODE & DATE CODE

TERM. NO.'s FOR REF. ONLY



Wire insulation & RoHS status not affected by wire color.
 Wire insulation color may vary depending on availability.

REV.	DATE	Packaging Specifications Method: Tray PKG-0733 www.we-online.com/midcom		Tolerances unless otherwise specified: Angles: ±1° Decimals: ±.005 [.13] Fractions: ±1/64 Footprint: ±.001 [.03]	DRAWING TITLE TRANSFORMER	PART NO. 750813134
6A	2/11	SEE REVISION SHEET FOR REVISION LEVEL	CONVENTION PLACEMENT	This drawing is dual dimensioned. Dimensions in brackets are in millimeters.	eiSos p/n: 750813134	SPECIFICATION SHEET 1 OF 1

X-ON Electronics

Largest Supplier of Electrical and Electronic Components

Click to view similar products for [Power Transformers](#) category:

Click to view products by [Würth](#) manufacturer:

Other Similar products are found below :

[ET-030A](#) [F-102X](#) [F-120X](#) [F-14X-1](#) [F-181U](#) [F-18A](#) [F-199U](#) [F-19X](#) [F-202U](#) [F-204U](#) [F-206U](#) [F-227X](#) [F-238U](#) [F-239U-1](#) [F-23U](#) [F24-250-B](#)
[F-242U](#) [F-245U](#) [F-264U](#) [F-265U](#) [F-267U](#) [F-281U](#) [F-283U](#) [F-290X](#) [F-295Z](#) [F-296Z](#) [F-298Z](#) [F-3143P](#) [F-3298Z](#) [F-33U](#) [F-346X](#) [F-35U](#) [F-](#)
[364U](#) [F-392A](#) [F-395X](#) [F-397U](#) [F-412X](#) [F-47U](#) [F-55X-1](#) [F-60U](#) [F-68U](#) [F-71U](#) [F-72Z](#) [F-74U](#) [F-83A](#) [F-84AC](#) [F-85U](#) [F-86U](#) [F-9U](#) [PCT-02](#)