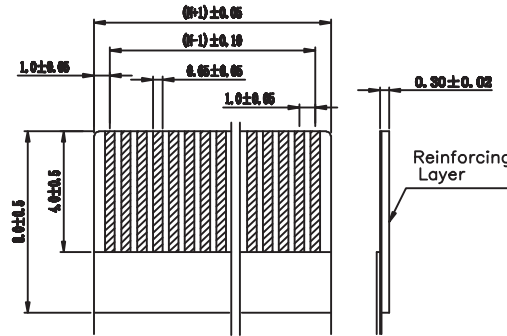


PCB Layout 正脚

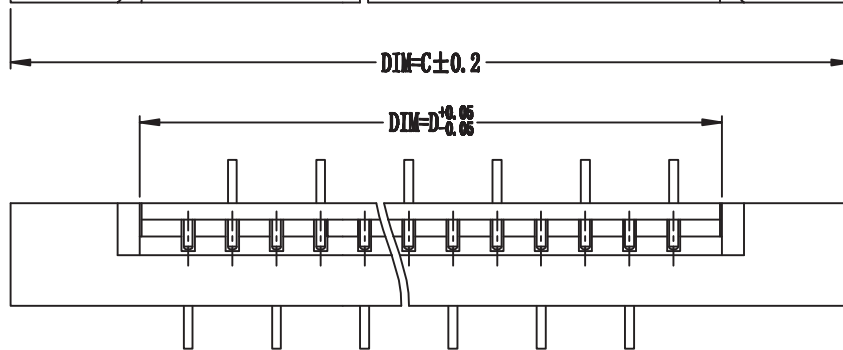
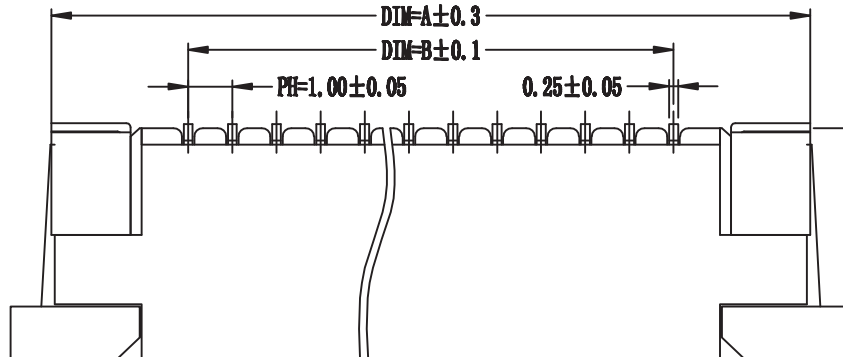


RECOMMENDED FFC/FPC DIM.

Electrical Characteristics:
 Current rating: 0.5A AC/DC
 Voltage rating: 50V AC/DC
 Temperature range: -25°C~+85°C
 Withstand Voltage: 500V AC/Minute
 Contact Resistance: ≤ 30mΩ
 Insulation resistance: ≥ 500mΩ
 Relative Humidity: 93%+40°C

Material Description:
 Contact: Phosphor Bronze Tin-Leadplated
 Housing: HEIGHT TEMP. PLASTIC(UL94V-0)
 Slider: HEIGHT TEMP. PLASTIC(UL94V-0)

PIN数	DIM=A	DIM=B	DIM=C	DIM=D
40P	45.2	39.0	47.0	41.1
39P	44.2	38.0	46.0	40.1
38P	43.2	37.0	45.0	39.1
37P	42.2	36.0	44.0	38.1
36P	41.2	35.0	43.0	37.1
35P	40.2	34.0	42.0	36.1
34P	39.2	33.0	41.0	35.1
33P	38.2	32.0	40.0	34.1
32P	37.2	31.0	39.0	33.1
31P	36.2	30.0	38.0	32.1
30P	35.2	29.0	37.0	31.1
29P	34.2	28.0	36.0	30.1
28P	33.2	27.0	35.0	29.1
27P	32.2	26.0	34.0	28.1
26P	31.2	25.0	33.0	27.1
25P	30.2	24.0	32.0	26.1
24P	29.2	23.0	31.0	25.1
23P	28.2	22.0	30.0	24.1
22P	27.2	21.0	29.0	23.1
21P	26.2	20.0	28.0	22.1
20P	25.2	19.0	27.0	21.1
19P	24.2	18.0	26.0	20.1
18P	23.2	17.0	25.0	19.1
17P	22.2	16.0	24.0	18.1
16P	21.2	15.0	23.0	17.1
15P	20.2	14.0	22.0	16.1
14P	19.2	13.0	21.0	15.1
13P	18.2	12.0	20.0	14.1
12P	17.2	11.0	19.0	13.1
11P	16.2	10.0	18.0	12.1
10P	15.2	9.0	17.0	11.1
9P	14.2	8.0	16.0	10.1
8P	13.2	7.0	15.0	9.1
7P	12.2	6.0	14.0	8.1
6P	11.2	5.0	13.0	7.1
5P	10.2	4.0	12.0	6.1
4P	9.2	3.0	11.0	5.1



				TOLERANCE UNLESS OTHERWISE		DRAWN	CK tan	XFCN兴飞连接器有限公司 CONNECTORS XFCN CONNECTORS CO., LTD.		SHEET	1/1	
				X.	±0.30	X°	±5°			CHKD	DATE	2010. 4. 12
				.X	±0.20	.X°	±2°	APPD	PRODUCT NAME	FPC 1.00mm Connectors	UNITS	mm
				.XX	±0.08	.XX°	±1°	VIEW	PART. NO.	F1003-ZV-XX-25T	SCALE	1:1
AO	MODIFICATION			DRAW	DATE	.XXX	±0.03	.XXX°	±0.5°	DWG. NO.	009	

X-ON Electronics

Largest Supplier of Electrical and Electronic Components

Click to view similar products for [FFC & FPC Connectors](#) category:

Click to view products by [XFCN](#) manufacturer:

Other Similar products are found below :

[HFW11R-1STE1H1LF](#) [FH29B-100S-0.2SHW\(99\)](#) [FA5S008HP1](#) [FH29B-120S-0.2SHW\(99\)](#) [FH29B-80S-0.2SHW\(99\)](#) [FHS-16](#) [FPH-2022G](#)
[52610-1075](#) [52610-1275](#) [52610-1934](#) [XF3M\(1\)-1415-1B-R100](#) [501864-3091-TR225](#) [0525594033](#) [086210010340800](#) [086222026001800](#)
[52271-2869-CUT-TAPE](#) [62674-201121DLF](#) [62684-36210E9ALF](#) [52610-1675](#) [52746-1671-TR250](#) [10051922-2810EHLF](#) [6-520415-9](#)
[BD021-09A-A1-0350-0200-0550-LD](#) [SFV6R-1STE9HLF](#) [XF3M-2915-1B-R100](#) [1658549-1](#) [62674-221121ALF](#) [46214008010800](#)
[046298003000883](#) [151660622](#) [842-816-2630-035](#) [AYF530665TA](#) [AYF351525](#) [046296011930846+](#) [AYF352325A](#) [046254020000800+](#)
[FH19C-13S-0.5SH\(99\)](#) [FH39J-51S-0.3SHW\(99\)](#) [AYF355125A](#) [AYF530365TA](#) [FH29B-44S-0.2SHW\(99\)](#) [SFW5R-2STAE9LF](#) [AYF351125A](#)
[AYF350725A](#) [62684-502100AHLF](#) [FH39-61S-0.3SHW\(99\)](#) [AYF414035A](#) [10064555-172520HLF](#) [AYF212335A](#) [504754-2500](#)