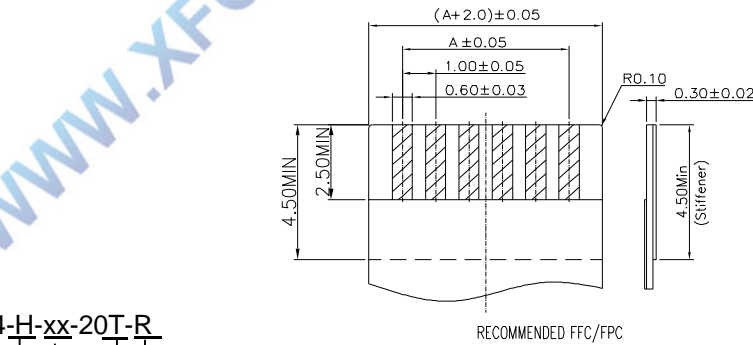
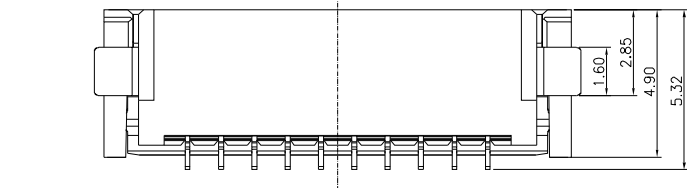
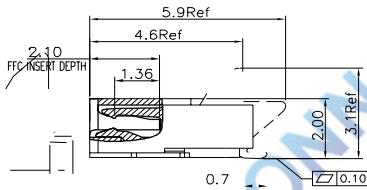
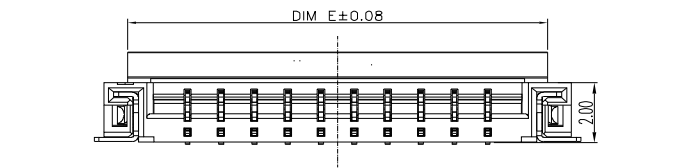


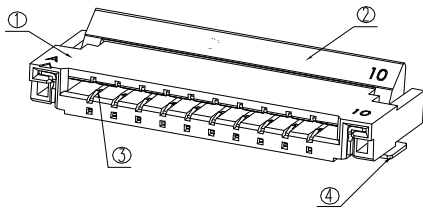
RECOMMENDED PCB LAYOUT

NOTES:

- MATERIAL:
 - CARRY TAPE:HIPS,T=0.30±0.05mm,CLEAR
 - REEL:HIPS,
 - SHIM:PE,CLEAR.
- PRIMARY PACKING:1500PCS/REEL.
- SECONDARY PACKING:SEE PACKING LIST
- PEELING RESISTANCE: 0.2~1.2N(20~120gf); PEELING ANGLE: 165°~180°; PEELING SPEED: 300mm/minutes.



RECOMMENDED FFC/FPC



F1004-H-xx-20T-R

- R=卷装 无=管装
- T=镀锡 G=镀金
- Pin位数
- H=上下接

Pin No.	DIM A	DIM B	DIM C	DIM D	DIM E	DIM F	DIM G
4	3.00	5.05	8.00	8.60	6.60	6.40	9.60
5	4.00	6.05	9.00	9.60	7.60	7.40	10.60
6	5.00	7.05	10.00	10.60	8.60	8.40	11.60
7	6.00	8.05	11.00	11.60	9.60	9.40	12.60
8	7.00	9.05	12.00	12.60	10.60	10.40	13.60
9	8.00	10.05	13.00	13.60	11.60	11.40	14.60
10	9.00	11.05	14.00	14.60	12.60	12.40	15.60
11	10.00	12.05	15.00	15.60	13.60	13.40	16.60
12	11.00	13.05	16.00	16.60	14.60	14.40	17.60
13	12.00	14.05	17.00	17.60	15.60	15.40	18.60
14	13.00	15.05	18.00	18.60	16.60	16.40	19.60
15	14.00	16.05	19.00	19.60	17.60	17.40	20.60
16	15.00	17.05	20.00	20.60	18.60	18.40	21.60
17	16.00	18.05	21.00	21.60	19.60	19.40	22.60
18	17.00	19.05	22.00	22.60	20.60	20.40	23.60
19	18.00	20.05	23.00	23.60	21.60	21.40	24.60
20	19.00	21.05	24.00	24.60	22.60	22.40	25.60
21	20.00	22.05	25.00	25.60	23.60	23.40	26.60
22	21.00	23.05	26.00	26.60	24.60	24.40	27.60
23	22.00	24.05	27.00	27.60	25.60	25.40	28.60
24	23.00	25.05	28.00	28.60	26.60	26.40	29.60
25	24.00	26.05	29.00	29.60	27.60	27.40	30.60
26	25.00	27.05	30.00	30.60	28.60	28.40	31.60
27	26.00	28.05	31.00	31.60	29.60	29.40	32.60
28	27.00	29.05	32.00	32.60	30.60	30.40	33.60
29	28.00	30.05	33.00	33.60	31.60	31.40	34.60
30	29.00	31.05	34.00	34.60	32.60	32.40	35.60
36	35.00	37.05	40.00	40.60	38.60	38.40	41.60
40	39.00	41.05	44.00	44.60	42.60	42.40	45.60

NO.	COMPONENTS	MATERIALS	FINISH/COLOR	SPECIFICATION	QUANTITY
4	STATOR	BRASS			2
3	TERMINAL	PHOSPHOR BRONZE			POSITIONS
2	COVER	THERMOPLASTIC UL94V-0	BLACK		1
1	HOUSING	THERMOPLASTIC UL94V-0	NATURAL		1

				TOLERANCE UNLESS OTHERWISE		DRAWN	CK	XFCN 兴飞连接器有限公司		SHEET	1/1
				X.	±0.30	X°	±5°	CHKD	CONNECTORS XFCN CONNECTORS CO., LTD.	DATE	2010. 4. 12
				.X	±0.20	.X°	±2°	APPD	PRODUCT NAME	UNITS	mm
				.XX	±0.08	.XX°	±1°		FPC 1.00mm Connectors	SCALE	1:1
A0				.XXX	±0.03	.XXX°	±0.5°	VIEW	PART. NO.	DWG NO.	009
VER	MODIFICATION	DRAW	DATE						F1004-H-xx-20G-R		

X-ON Electronics

Largest Supplier of Electrical and Electronic Components

Click to view similar products for [FFC & FPC Connectors](#) category:

Click to view products by [XFCN](#) manufacturer:

Other Similar products are found below :

[00-6200-227-022-800](#) [006205250500825+](#) [006205280500825+](#) [FPH-1602G](#) [FPH-2022G](#) [52610-1275](#) [501864-3091-TR225](#)
[086222026001800](#) [52610-0675](#) [62674-201121DLF](#) [62684-36210E9ALF](#) [52746-1671-TR250](#) [10051922-2810EHLF](#) [686322124422](#) [XF3M-](#)
[2915-1B-R100](#) [AYF353125A](#) [AYF530665TA](#) [AYF534065TA](#) [AYF351525](#) [086212040340800+](#) [AYF530365TA](#) [67000-004LF](#)
[006207341915000+](#) [207356-1](#) [67000-003LF](#) [HFW14R-2STE9LF](#) [SFW12R-5STE9LF](#) [SFW18R-1STAE9LF](#) [SFW4R-5STE9LF](#) [52807-0430](#)
[046283021002868+](#) [502250-8027](#) [104267-9617](#) [66987-011LF](#) [HFW8S-2STAE1HLF](#) [67000-008LF](#) [HFW22R-2STE1H1LF](#) [0781271110](#)
[5019511030](#) [200528-0260](#) [5039084120](#) [503908-5120](#) [SFW20R-1STGE5LF](#) [FH12-18S-0.5SH](#) [686116183522](#) [FH64MA-11S-0.25SHW](#)
[686114183522](#) [502078-5362](#) [FH52K-68S-0.5SH](#) [FH26W-23S-0.3SHW\(60\)](#)