



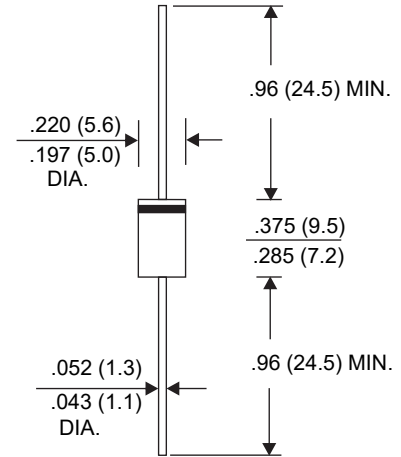
# Schottky Barrier Rectifier

## SR540 THRU SR5200 -PFF-01A 40 to 200 V 5.0A

DO-27(DO-201AD)

### Features And Mechanical Data

- Plastic package has Underwriters Laboratory Flammability Classification 94V-0
- Metal silicon junction ,majority carrier conduction
- Guard ring for over voltage protection
- Low power loss ,high efficiency
- High current capability ,Low forward voltage drop  
High surge capability
- For use in low voltage ,high frequency inverters, free wheeling ,and polarity protection applications
- High temperature soldering:260°C MAX at 10 seconds, per JESD 22-B106 or MIL-STD-750,method 2026
- Case: JEDEC D0-27(D0-201AD) molded plastic body



Dimensions in inches and (millimeters)

### Maximum Ratings and Electrical Characteristics

Ratings at 25°C ambient temperature unless otherwise specified. Single phase, half wave, 60HZ, resistive or inductive load. For capacitive load, derate current by 20%.

Type Number and marks	Symbols	SR 540	SR 545	SR 560	SR 580	SR 5100	SR 5120	SR 5150	SR 5200	Units
Maximum Recurrent Peak Reverse Voltage	$V_{RRM}$	40	45	60	80	100	120	150	200	Volts
Maximum RMS Voltage	$V_{RMS}$	28	31.5	42	56	70	84	105	140	Volts
Maximum DC Blocking Voltage	$V_{DC}$	40	45	60	80	100	120	150	200	Volts
Maximum Average Forward Rectified Current. Lead Length @Ta(Fig 1)	$I_{(AV)}$	5.0								Amp
Peak Forward Surge Current, 8.3 ms single half-sine-wave superimposed on rated load (JEDEC method) (Rating of per diode)	$I_{FSM}$	125								Amp
Maximum instantaneous forward voltage at $I_{(AV)}$	$V_F$	0.55	0.70	0.85		0.90	0.95		Volts	
Maximum DC reverse current at rated DC blocking voltage per	$I_R$	0.2			0.1					mA
$T_j=25^\circ\text{C}$		20			6					
Typical Thermal Resistance	$R_{\theta JA}$	25								°C/W
Junction Temperature	$T_J$	-65 to +150								°C
Storage Temperature Range	$T_{STG}$	-65 to +150								°C



# Schottky Barrier Rectifier

## SR540 THRU SR5200 -PFF-01A 40 to 200 V 5.0A

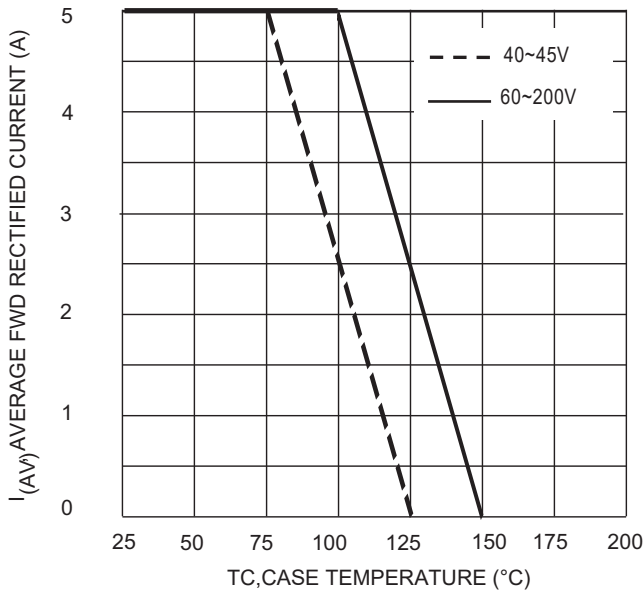


Fig. 1 Forward Derating Curve

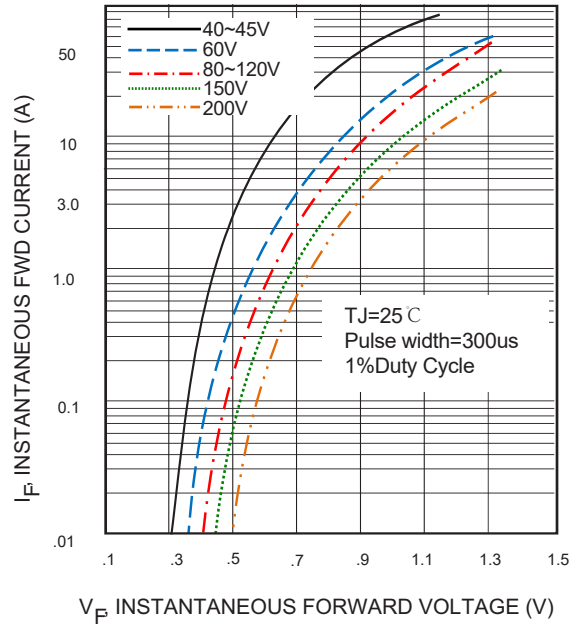


Fig. 2 Typical Forward Characteristics

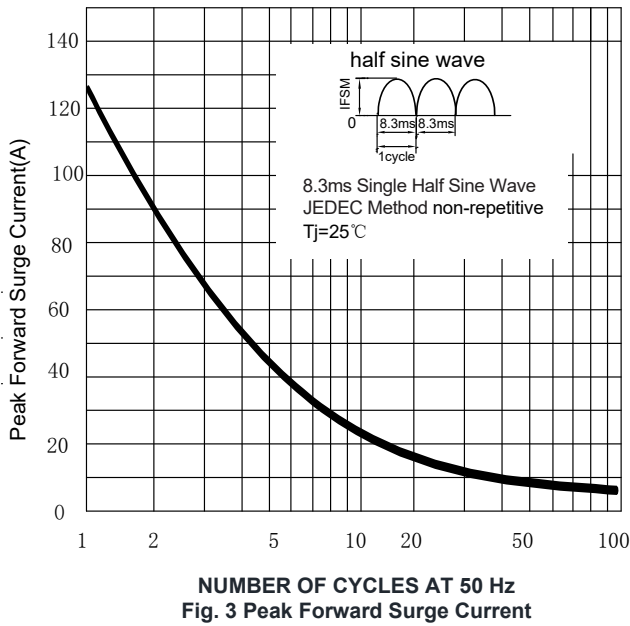


Fig. 3 Peak Forward Surge Current

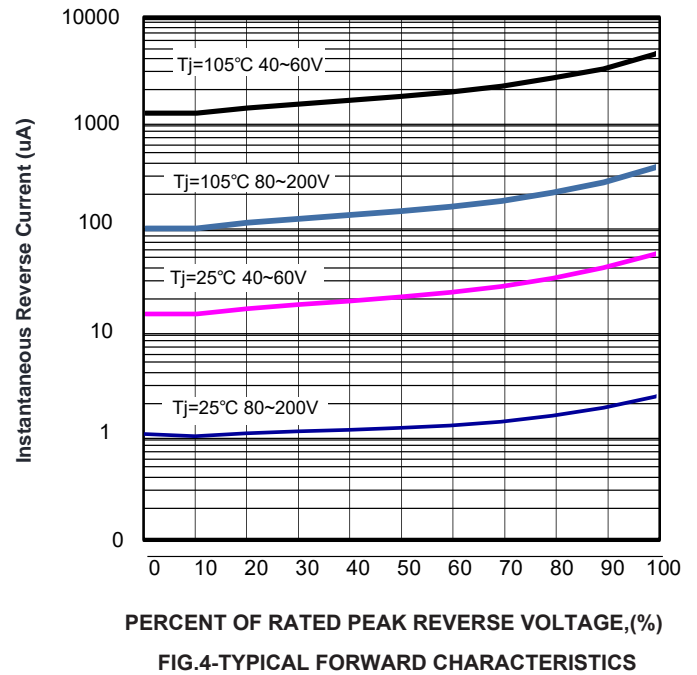


FIG.4-TYPICAL FORWARD CHARACTERISTICS

## X-ON Electronics

Largest Supplier of Electrical and Electronic Components

*Click to view similar products for [Schottky Diodes & Rectifiers](#) category:*

*Click to view products by [Xingxin](#) manufacturer:*

Other Similar products are found below :

[CUS06\(TE85L,Q,M\)](#) [MA4E2039](#) [D1FH3-5063](#) [MBR0530L-TP](#) [MBR10100CT-BP](#) [MBR30H100MFST1G](#) [MMBD301M3T5G](#) [PMAD1103-LF](#) [PMAD1108-LF](#) [RB160M-50TR](#) [RB520S-30](#) [RB551V-30](#) [DD350N18K](#) [DZ435N40K](#) [DZ600N16K](#) [BAS16E6433HTMA1](#) [BAS 3010S-02LRH E6327](#) [BAT 54-02LRH E6327](#) [IDL02G65C5XUMA1](#) [NSR05F40QNXT5G](#) [NSVR05F40NXT5G](#) [JANS1N6640](#) [SB07-03C-TB-H](#) [SB1003M3-TL-W](#) [SBAT54CWT1G](#) [SBM30-03-TR-E](#) [SBS818-TL-E](#) [SK32A-LTP](#) [SK33A-TP](#) [SK34A-TP](#) [SK34B-TP](#) [SMD1200PL-TP](#) [ACDBN160-HF](#) [SS3003CH-TL-E](#) [STPS30S45CW](#) [PDS3100Q-7](#) [GA01SHT18](#) [CRS10I30A\(TE85L,QM\)](#) [MBR1240MFST1G](#) [MBRB30H30CT-1G](#) [BAS28E6433HTMA1](#) [BAS 70-02L E6327](#) [HSB123JTR-E](#) [JANTX1N5712-1](#) [VS-STPS40L45CW-N3](#) [DD350N12K](#) [SB007-03C-TB-E](#) [SB10015M-TL-E](#) [SB1003M3-TL-E](#) [SK110-LTP](#)