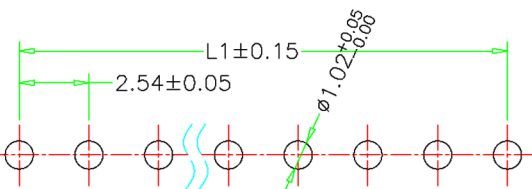
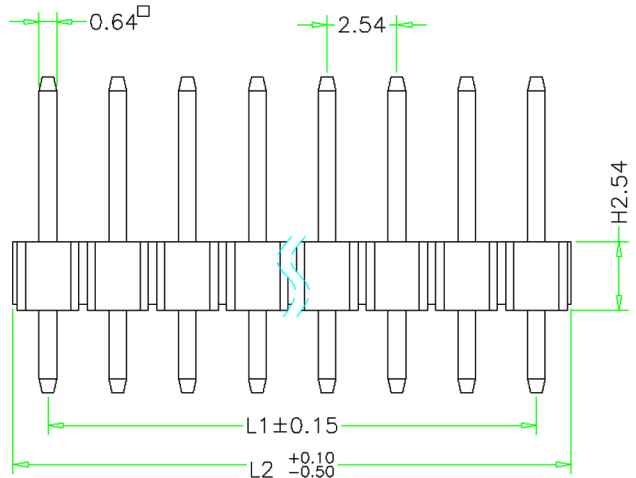
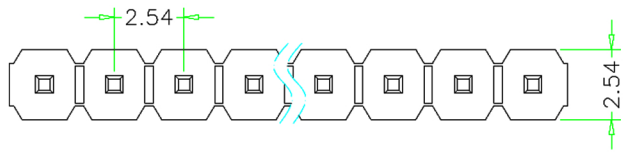
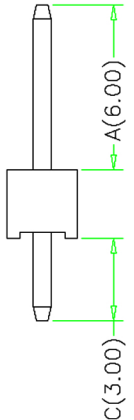


NO.	ECN NO.	DESCRIPTION	DATE
1			



Recommended P.C.B. Layout



Electrical:  
 Current Rating: 3 Amps  
 Withstanding Voltage: 500V AC/DC  
 Insulation Resistance: 1000M Ohms Min.  
 Operating Temperature: -25°C to +105°C

Material:  
 Housing: PBT or High-Temp.  
 Terminal: Copper Alloy  
 Plated: Gold flash all over based on the Ni  
 Packed: PE Bag

Unspecified Tolerance: ±0.20mm

Part number information:  
 YZT1069-06115-\*\*025-01

- A Serial No.  
YZT1069: 180° DIP pin header
- B Needle size:  
Diameter \* total
- C NO. of positions:  
1\*01-1\*40pins
- D Spacing:  
025: PH2.54mm
- E Manner of packing  
01: loose

PIN No.	Dim.(mm)	
	L1	L2
1*1	.....	2.54
1*2	2.54	5.08
1*3	5.08	7.62
1*4	7.62	10.16
1*5	10.16	12.70
1*6	12.70	15.24
1*7	15.24	17.78
1*8	17.78	20.32
1*9	20.32	22.86
1*10	22.86	25.40
1*11	25.40	27.94
1*12	27.94	30.48
1*13	30.48	33.02
1*14	33.02	35.56
1*15	35.56	38.10
1*16	38.10	40.64
1*17	40.64	43.18
1*18	43.18	45.72
1*19	45.72	48.26
1*20	48.26	50.80
1*21	50.80	53.34
1*22	53.34	55.88
1*23	55.88	58.42
1*24	58.42	60.96
1*25	60.96	63.50
1*26	63.50	66.04
1*27	66.04	68.58
1*28	68.58	71.12
1*29	71.12	73.66
1*30	73.66	76.20
1*31	76.20	78.74
1*32	78.74	81.28
1*33	81.28	83.82
1*34	83.82	86.36
1*35	86.36	88.90
1*36	88.90	91.44
1*37	91.44	93.98
1*38	93.98	96.52
1*39	96.52	99.06
1*40	99.06	101.60

Code	A	C	Code	A	C
C20	5.84	2.54	C19	4.00	4.00
C18	8.46	3.00	C17	7.96	3.00
C16	3.00	3.00	C15	5.80	3.00
C35	5.70	2.80	C14	5.50	3.50
C34	5.50	3.30	C13	4.30	3.00
C33	9.50	3.00	C12	24.5	3.00
C32	3.10	2.79	C11	6.96	3.00
C31	2.70	3.18	C10	7.70	3.00
C30	6.20	1.80	C09	13.00	1.30
C29	15.5	3.00	C08	8.00	1.30
C28	9.50	3.00	C07	4.00	3.00
C27	0.00	5.00	C06	5.00	4.00
C26	0.50	8.50	C05	6.30	3.00
C25	2.50	1.00	C04	3.50	2.40
C24	2.50	8.00	C03	8.66	3.00
C23	11.68	3.00	C02	8.00	3.00
C22	6.75	2.90	C01	6.00	3.00
C21	3.00	3.00			

深圳市鑫扬泽电子有限公司



SCALE:	N/A	UNIT	mm
SHEET:	1 of 1	PROJECTION	
DATE:	2018.04.12	VER.	A.0

THE UNMARKED TOLERANCE ARE AS BELOW :

LENGTH		ANGLE	
X.XX	±0.05mm	X.XX	±0.50°
X.X	±0.10mm	X.X	±1.00°
X.	±0.20mm	X.	±2.00°

DESIGNED BY:		DWG. NO.	YZT1069-06115系列
CHECKED BY:		TITLE:	Pogo pin
APPROVED BY:			

## X-ON Electronics

Largest Supplier of Electrical and Electronic Components

*Click to view similar products for [Headers & Wire Housings](#) category:*

*Click to view products by [Xinyangze](#) manufacturer:*

Other Similar products are found below :

[0015917161](#) [0022155065](#) [57102-F02-18ULF](#) [58102-G61-06LF](#) [582553-1](#) [01.001.5753.1](#) [0050291907](#) [02.125.8002.8](#) [609-3404](#) [61062-3](#)  
[CSU011177004](#) [622-0430](#) [622-3653LF](#) [63453-116](#) [636-1030](#) [636-1427](#) [636-3427](#) [636-4007](#) [641938-9](#) [65495-038](#) [65692-001LF](#) [65781-018](#)  
[65781-047](#) [65817-010LF](#) [65817-015LF](#) [67095-007LF](#) [67601157](#) [68631-112](#) [699319-000](#) [70.362.1628.0](#) [70-4210](#) [70-4226B](#) [70-4853B](#) [707-](#)  
[5028](#) [71.350.2428.0](#) [733-134](#) [733-162](#) [760-3052](#) [MHR-64-VUAL](#) [80.063.4001.1](#) [800-90-001-10-001000](#) [801-43-002-10-013000](#)  
[801-43-006-10-002000](#) [803-43-024-10-001000](#) [803-93-012-10-001000](#) [8-1437020-4](#) [819-22-004-30-001101](#) [820-22-006-30-001101](#)  
[820-22-008-30-001101](#) [821-22-002-10-001101](#)