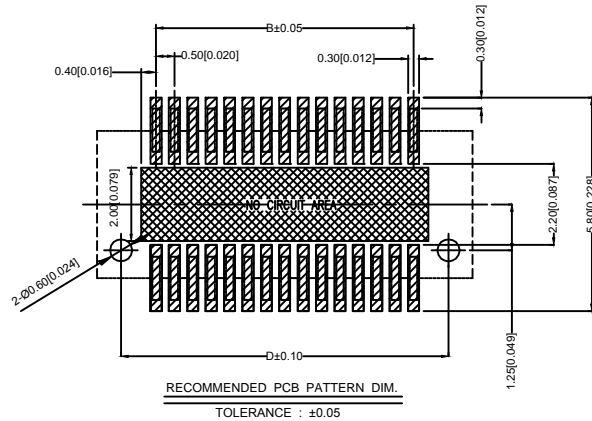
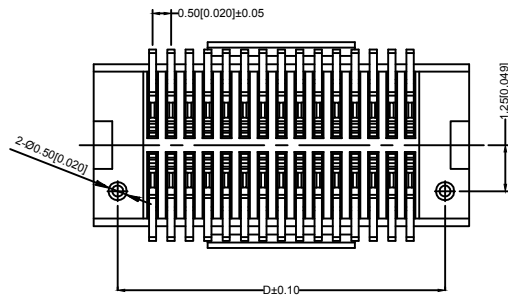
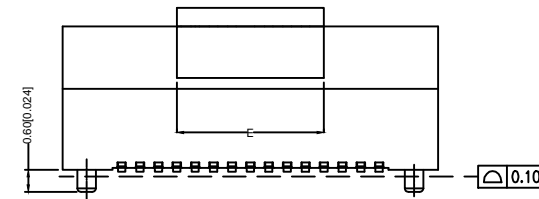


3D VIEW



Voltage rating:50V AC/DC
50V AC/DC
Current rating:0.3A AC/DC
0.3A AC/DC
Withstanding voltage:150V AC/minute
150V AC/
Temperature range:-25 +85
-25 +85
Insulation resistance:≥1000MΩ
≥1000MΩ
Contact resistance:≤55mΩ
≤20mΩ
After environmental testing:≤40mΩ
≤40

X0515 F V S-XX X X S- LP V01
○ ○ ○ ○ ○ ○ ○ ○ ○ ○

- 1.Series No
- 2.Category:F-Female
- 3.Welding Board Angle:V-180°
- 4.Welding Way:S-SMT
- 5.Row No-Pin No:XXP
- 6.Female Height:A:3.0mm;
B:3.5mm;C:4.0mm;D:4.5mm
- 7.Male Height:E:4.0m
- 8.Special No:S-With positioning Column
- 9.Material:LP-LCP
- 10.Metal plating:Gold Flash

MATED HEIGHT	MATING HEIGHT	WV	FV
X0515FVS-XXXXS-LPV01	7.0	4.0	3.0
Single High	7.5	4.0	3.5
X0515FVS-XXXXS-LPV01	8.0	4.0	4.0

NO.of contacts	Dimensions					NO.of contacts	Dimensions				
	A	B	C	D	E		A	B	C	D	E
4	3.70	0.50	1.56	2.40	4.00	54	16.20	13.00	14.06	14.90	8.00
6	4.20	1.00	2.05	2.90		56	16.70	13.50	14.56	15.40	
8	4.70	1.50	2.56	3.40		58	17.20	14.00	15.06	15.90	
10	5.20	2.00	3.06	3.90		60	17.70	14.50	15.56	16.40	
12	5.70	2.50	3.56	4.40		62	18.20	15.00	16.06	16.90	
14	6.20	3.00	4.06	4.90		64	18.70	15.50	16.56	17.40	
16	6.70	3.50	4.56	5.40		66	19.20	16.00	17.06	17.90	
18	7.20	4.00	5.06	5.90		68	19.70	16.50	17.56	18.40	
20	7.70	4.50	5.56	6.40		70	20.20	17.00	18.06	18.90	
22	8.20	5.00	6.06	6.90		72	20.70	17.50	18.56	19.40	
24	8.70	5.50	6.56	7.40	74	21.20	18.00	19.06	19.90		
26	9.20	6.00	7.06	7.90	76	21.70	18.50	19.56	20.40		
28	9.70	6.50	7.56	8.40	78	22.20	19.00	20.06	20.90		
30	10.20	7.00	8.06	8.90	80	22.70	19.50	20.56	21.40		
32	10.70	7.50	8.56	9.40	82	23.20	20.00	21.06	21.90		
34	11.20	8.00	9.06	9.90	84	23.70	20.50	21.56	22.40		
36	11.70	8.50	9.56	10.40	86	24.20	21.00	22.06	22.90		
38	12.20	9.00	10.06	10.90	88	24.70	21.50	22.56	23.40		
40	12.70	9.50	10.56	11.40	90	25.20	22.00	23.06	23.90		
42	13.20	10.00	11.06	11.90	92	25.70	22.50	23.56	24.40		
44	13.70	10.50	11.56	12.40	94	26.20	23.00	24.06	24.90		
46	14.20	11.00	12.06	12.90	96	26.70	23.50	24.56	25.40		
48	14.70	11.50	12.56	13.40	98	27.20	24.00	25.06	25.90		
50	15.20	12.00	13.06	13.90	100	27.70	24.50	25.56	26.40		
52	15.70	12.50	13.56	14.40							

DSND	SCALE: N/A	MODEL TYPE:
DWN	VIEW:	PART NO.:
CHKD	UNIT: mm/in	0.50mm Style Connectors
APPD	SIZE: A4	DWG NO.:
		X0515FVS-XXXXS-LPV01
		WEIGHT
		SHEET
		REVISION
		1/1
		A0



XKB INDUSTRIAL PRECISION CO.,LIMITED

MARK	DESCRIPTION	DATE	REVISED	APPROVED	ANGLAR	±5°
Δ X					L ≤ 4	±0.2
Δ X					4 < L ≤ 16	±0.3
Δ X					16 < L ≤ 63	±0.4
					L > 63	±0.5
					UNSPECIFIED TOLERANCES	

www.helloxkb.com www.helloxkb.cn www.xk-dg.cn

X-ON Electronics

Largest Supplier of Electrical and Electronic Components

Click to view similar products for [Board to Board & Mezzanine Connectors](#) category:

Click to view products by [XKB](#) manufacturer:

Other Similar products are found below :

[589158040000018](#) [MDF7C-18P-2.54DSA\(55\)](#) [FCN-268F036-G/BD](#) [FCN-268M012-G/0D](#) [FCN-268M024-G/1D](#) [MIS-048-01-F-D-DP-K](#)
[832-10-034-10-001000](#) [FX4C-80S-1.27DSA](#) [93696-330](#) [224393](#) [FCN-235D050-G/C](#) [210-93-314-41-105000](#) [MDF7-40DP-2.54DSA\(55\)](#)
[MIT-114-03-F-D-K](#) [55323-1519](#) [026-6203-PDB](#) [027-6203-PDB](#) [069159702701000](#) [101A10019X](#) [105061100000861+](#) [55650-0588-C](#) [75140-](#)
[7012](#) [87471-650](#) [YTW-30-07-H-Q-410-140](#) [YTT-112-01-H-Q](#) [063209](#) [10124054-515LF](#) [68685-603](#) [8-1616154-3](#) [MIS-019-01-F-D](#) [YTE-](#)
[12002H6740](#) [YTQ-12103HQ](#) [541371078](#) [IL-WX-10PB-HF-B-E1000E](#) [FCN-214J100-G/0](#) [FCN-230C068-E/S](#) [354184](#) [MIT-019-04-F-D-K](#)
[P50-028-DDS-TG](#) [53309-2471](#) [54546-2071](#) [1586617-1](#) [504208-3010](#) [504208-5010](#) [504248-1010](#) [504248-1210](#) [504248-2010](#) [LST-115-07-S-](#)
[D](#) [LST-105-07-G-D](#) [9159005551906](#)