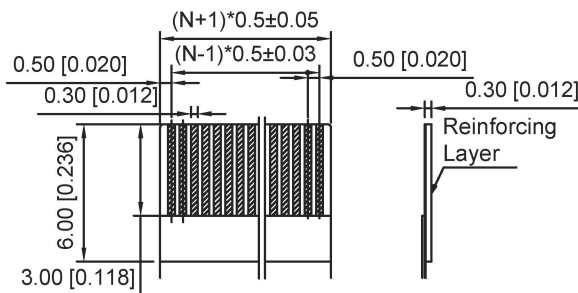
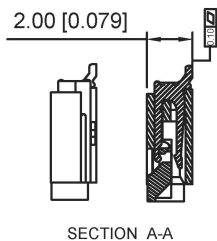
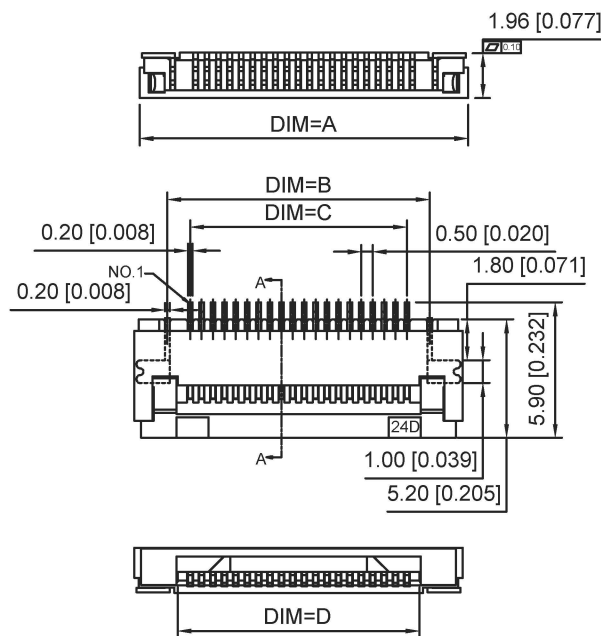


Electrical Characteristics:  
 Current rating:0.4A AC/DC  
 Voltage rating:50V AC/DC  
 Temperature range:-25℃~+85℃  
 Withstand Voltage: 500V AC/Minute  
 Contact Resistance: ≤ 20mΩ  
 Insulation resistance: ≥ 500MΩ  
 Relative Humidity:93%+40%

Material Description:  
 Terminal: Phosphor Bronze Ttd-Plated  
 Fitting Nail: Phosphor Bronze Tin-plated  
 Housing: Thermoplastic(UL94V-0)  
 Slider: Thermoplastic(UL94V-0)



RECOMMENDED FFC/FPC DIM.

Pin	DIM A	DIM B	DIM C	DIM D
60	34.40	31.50	29.50	30.60
59	33.90	31.00	29.00	30.10
58	33.40	30.50	28.50	29.60
57	32.90	30.00	28.00	29.10
56	32.40	29.50	27.50	28.60
55	31.90	29.00	27.00	28.10
54	31.40	28.50	26.50	27.60
53	30.90	28.00	26.00	27.10
52	30.40	27.50	25.50	26.60
51	29.90	27.00	25.00	26.10
50	29.40	26.50	24.50	25.60
49	28.90	26.00	24.00	25.10
48	28.40	25.50	23.50	24.60
47	27.90	25.00	23.00	24.10
46	27.40	24.50	22.50	23.60
45	26.90	24.00	22.00	23.10
44	26.40	23.50	21.50	22.60
43	25.90	23.00	21.00	22.10
42	25.40	22.50	20.50	21.60
41	24.90	22.00	20.00	21.10
40	24.40	21.50	19.50	20.60
39	23.90	21.00	19.00	20.10
38	23.40	20.50	18.50	19.60
37	22.90	20.00	18.00	19.10
36	22.40	19.50	17.50	18.60
35	21.90	19.00	17.00	18.10
34	21.40	18.50	16.50	17.60
33	20.90	18.00	16.00	17.10

Pin	DIM A	DIM B	DIM C	DIM D
32	20.40	17.50	15.50	16.60
31	19.90	17.00	15.00	16.10
30	19.40	16.50	14.50	15.60
29	18.90	16.00	14.00	15.10
28	18.40	15.50	13.50	14.60
27	17.90	15.00	13.00	14.10
26	17.40	14.50	12.50	13.60
25	16.90	14.00	12.00	13.10
24	16.40	13.50	11.50	12.60
23	15.90	13.00	11.00	12.10
22	15.40	12.50	10.50	11.60
21	14.90	12.00	10.00	11.10
20	14.40	11.50	9.50	10.60
19	13.90	11.00	9.00	10.10
18	13.40	10.50	8.50	9.60
17	12.90	10.00	8.00	9.10
16	12.40	9.50	7.50	8.60
15	11.90	9.00	7.00	8.10
14	11.40	8.50	6.50	7.60
13	10.90	8.00	6.00	7.10
12	10.40	7.50	5.50	6.60
11	9.90	7.00	5.00	6.10
10	9.40	6.50	4.50	5.60
09	8.90	6.00	4.00	5.10
08	8.40	5.50	3.50	4.60
07	7.90	5.00	3.00	4.10
06	7.40	4.50	2.50	3.60

X05A20 L XX X  
 ① ② ③ ④

- ① Series Name: X05A20=0.5 mm Pitch(H=2.0mm)
- ② Assembly style: L:Low Contact SMT Type U:Upper Contact SMT Type  
D:Double-Face Contact SMT Type H:Back-flip Double-Face Contact SMT Type
- ③ Number of terminals: XX=06-60PIN
- ④ Plating: G:Gold Flash Over Nickel T:Tin Over Nickel

广东星坤科技股份有限公司

生	日期
效	日期

MARK	DESCRIPTION	DATE	REVISED	APPROVED	UNSPECIFIED TOLERANCES

文件工程章

DSND	DATE	SCALE: N/A	MODEL TYPE: FPC CONNECTOR
DWN	DATE	VIEW:	PART NO.:
CHKD	DATE	UNIT: mm/in	DWG NO.:
APPD	DATE	SIZE: A4	X05A20LXXX
XKB INDUSTRIAL PRECISION CO., LIMITED			WEIGHT 1.0g
			SHEET 1/1
			REVISION A0

## X-ON Electronics

Largest Supplier of Electrical and Electronic Components

*Click to view similar products for [FFC & FPC Connectors](#) category:*

*Click to view products by [XKB](#) manufacturer:*

Other Similar products are found below :

[00-6200-227-022-800](#) [006205250500825+](#) [006205280500825+](#) [FPH-1602G](#) [FPH-2022G](#) [52610-1275](#) [501864-3091-TR225](#)  
[086222026001800](#) [52610-0675](#) [62674-201121DLF](#) [62684-36210E9ALF](#) [52746-1671-TR250](#) [10051922-2810EHLF](#) [686322124422](#) [XF3M-](#)  
[2915-1B-R100](#) [AYF353125A](#) [AYF530665TA](#) [AYF534065TA](#) [AYF351525](#) [086212040340800+](#) [AYF530365TA](#) [67000-004LF](#)  
[006207341915000+](#) [207356-1](#) [67000-003LF](#) [HFW14R-2STE9LF](#) [SFW12R-5STE9LF](#) [SFW18R-1STAE9LF](#) [SFW4R-5STE9LF](#) [52807-0430](#)  
[046283021002868+](#) [502250-8027](#) [104267-9617](#) [66987-011LF](#) [HFW8S-2STAE1HLF](#) [67000-008LF](#) [HFW22R-2STE1H1LF](#) [0781271110](#)  
[5019511030](#) [200528-0260](#) [5039084120](#) [503908-5120](#) [SFW20R-1STGE5LF](#) [FH12-18S-0.5SH](#) [686116183522](#) [FH64MA-11S-0.25SHW](#)  
[686114183522](#) [502078-5362](#) [FH52K-68S-0.5SH](#) [FH26W-23S-0.3SHW\(60\)](#)