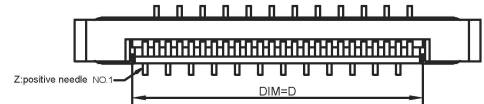
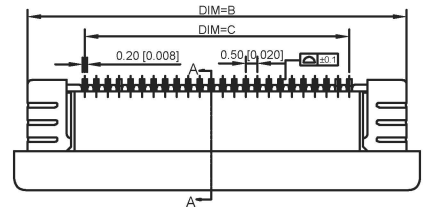


RECOMMENDED FFC/FPC DIM.



Pin	DIM A	DIM B	DIM C	DIM D	DIM E
34	22.60	21.50	16.50	17.60	
33	22.10	21.00	16.00	17.10	
32	21.60	20.50	15.50	16.60	
31	21.10	20.00	15.00	16.10	
30	20.60	19.50	14.50	15.60	
29	20.10	19.00	14.00	15.10	
28	19.60	18.50	13.50	14.60	
27	19.10	18.00	13.00	14.10	
26	18.60	17.50	12.50	13.60	
25	18.10	17.00	12.00	13.10	
24	17.60	16.50	11.50	12.60	
23	17.10	16.00	11.00	12.10	
22	16.60	15.50	10.50	11.60	
21	16.10	15.00	10.00	11.10	
20	15.60	14.50	9.50	10.60	
19	15.10	14.00	9.00	10.10	
18	14.60	13.50	8.50	9.60	
17	14.10	13.00	8.00	9.10	
16	13.60	12.50	7.50	8.60	
15	13.10	12.00	7.00	8.10	
14	12.60	11.50	6.50	7.60	
13	12.10	11.00	6.00	7.10	
12	11.60	10.50	5.50	6.60	
11	11.10	10.00	5.00	6.00	
10	10.60	9.50	4.50	5.60	
09	10.10	9.00	4.00	5.10	
08	9.60	8.50	3.50	4.60	
07	9.10	8.00	3.00	4.10	
06	8.60	7.50	2.50	3.60	
05	8.10	7.00	2.00	3.10	
04	7.60	6.50	1.50	2.60	

Pin	DIM A	DIM B	DIM C	DIM D	DIM E
67	39.10	38.00	33.00	34.10	
60	35.60	34.50	29.50	30.60	
59	35.10	34.00	29.00	30.10	
58	34.60	33.50	28.50	29.60	
57	34.10	33.00	28.00	29.10	
56	33.60	32.50	27.50	28.60	
55	33.10	32.00	27.00	28.10	
54	32.60	31.50	26.50	27.60	
53	32.10	31.00	26.00	27.10	
52	31.60	30.50	25.50	26.60	
51	31.10	30.00	25.00	26.10	
50	30.60	29.50	24.50	25.60	
49	30.10	29.00	24.00	25.10	
48	29.60	28.50	23.50	24.60	
47	29.10	28.00	23.00	24.10	
46	28.60	27.50	22.50	23.60	
45	28.10	27.00	22.00	23.10	
44	27.60	26.50	21.50	22.60	
43	27.10	26.00	21.00	22.10	
42	26.60	25.50	20.50	21.60	
41	26.10	25.00	20.00	21.10	
40	25.60	24.50	19.50	20.60	
39	25.10	24.00	19.00	20.10	
38	24.60	23.50	18.50	19.60	
37	24.10	23.00	18.00	19.10	
36	23.60	22.50	17.50	18.60	
35	23.10	22.00	17.00	18.10	

1.FPC NOT MATING CONDITION BANNED CLOSURE
2.PART NO. LEGEND:

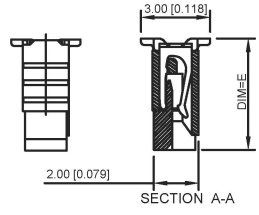
X05C20 XX X X
① ② ③ ④

- ① Series Name: X05C20=0.5 mm Pitch(H=2.0mm)
- ② Number of terminals :XX=04-67PIN
- ③ Plating : G:Gold Flash Over Nickel T: Tin Over Nickel
- ④ Z:positive needle F:negative needle

3.PERFORMANCE

- 3.1:CURRENT RATING:0.5A/PIN.
- 3.2: VOLTAGE RATING: 50V (AC/DC)
- 3.3:CONTACT RESISTANCE: INITIAL VALUE 30mOHM Max
- 3.4: INSULATION RESISTANCE: 500MOHM Min.
- 3.5: DIELECTRIC WITHSTANDING VOLTAGE: 250V AC FOR 1MINUTE
- 3.6:DURABILITY: 20 TIMES Min
- 3.7.OPERATING TEMPERATURE:-40℃ ~+85℃
- OPERATING HUMIDITY RANGE:20% TO 85%

Material Description:
Terminal:Phosphor Bronze Tin-Leadplated
Fitting Nail: Brass Tin-plated
Housing:Thermoplastic(UL94V-0)
Slider: Thermoplastic(UL94V-0)



广东星坤科技股份有限公司

生	日期
效	日期

MARK	DESCRIPTION	DATE	REVISED	APPROVED	UNSPECIFIED TOLERANCES
文件	工程				

DSND	DATE	SCALE: N/A	MODEL TYPE: FPC CONNECTOR
DWN	DATE	VIEW:	PART NO.:
CHKD	DATE	UNIT: mm/in	DWG NO.:
APPD	DATE	SIZE: A4	X05C20XXXX
XKB INDUSTRIAL PRECISION CO., LIMITED			WEIGHT SHEET REVISION 1.0g 1/1 A0

X-ON Electronics

Largest Supplier of Electrical and Electronic Components

Click to view similar products for [FFC & FPC Connectors](#) category:

Click to view products by [XKB](#) manufacturer:

Other Similar products are found below :

[00-6200-227-022-800](#) [006205250500825+](#) [006205280500825+](#) [FPH-1602G](#) [086222026001800](#) [52610-0675](#) [62674-201121DLF](#) [52746-1671-TR250](#) [10051922-1610EHLF](#) [10051922-2810EHLF](#) [686322124422](#) [XF3M-2915-1B-R100](#) [AYF353125A](#) [AYF530665TA](#) [AYF534065TA](#) [20FLH-RSM1-TB](#) [207356-1](#) [SFW12R-5STE9LF](#) [SFW18R-1STAE9LF](#) [SFW4R-5STE9LF](#) [52807-0430](#) [046283021002868+](#) [FFC05011-10SBB114W5M](#) [502250-8027](#) [67000-008LF](#) [200528-0260](#) [FH28K-10S-0.5SH](#) [FH52K-6S-0.5SH](#) [0.5K-DX-30PWB](#) [DS1020-08-10VBT12](#) [THD0515-34CL-GF](#) [X05A10L28G](#) [ECC2841061EU](#) [1.0K-DHQX-16PWB](#) [1.0K-DHQX-30PWB](#) [1775333-6](#) [10054365-202110ELF](#) [10054365-242110ELF](#) [10054365-282110ELF](#) [10064555-392220HLF](#) [59453-041110EBHLF](#) [59453-091110EDHLF](#) [62674-241141ALF](#) [62684-432100ALF](#) [62684-451100AHLF](#) [62684-5721N0ALF](#) [HFW11R-1STE1MTLF](#) [HFW12R-1STE9LF](#) [HFW14R-1STE9MTLF](#) [HFW18S-2STE9LF](#)