

Specifications:

规格:

Voltage rating:200V AC/DC

额定电压: 200V AC/DC

Current rating:1A AC/DC

额定电流: 1A AC/DC

Withstanding voltage:500V AC/minute

耐受电压: 500V AC/ 分钟

Temperature range:-40 +105

温度范围: -40 +105

Insulation resistance:≥1000MΩ

绝缘电阻: ≥1000MΩ

Contact resistance:≤20mΩ

接触电阻: ≤20mΩ

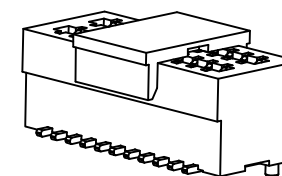
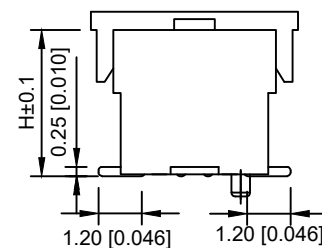
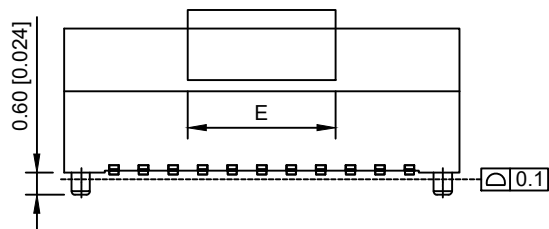
After environmental testing:≤40mΩ

环境测试后: ≤40兆欧

X0812 F V S-XX X S- 9T V01

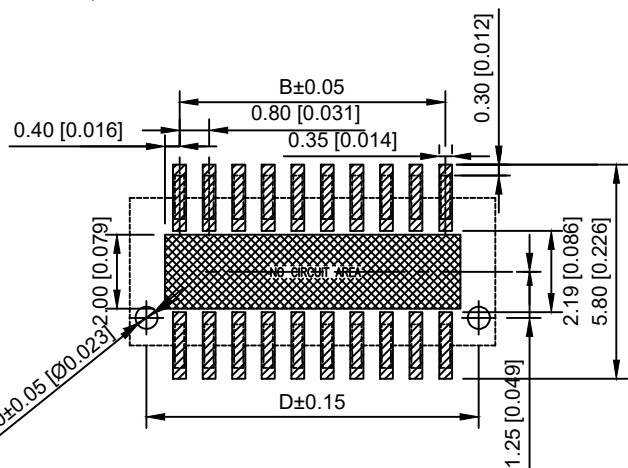
① ② ③ ④ ⑤ ⑥ ⑦ ⑧ ⑨

- 1.Series No
- 2.Category:F-Female
- 3.Welding Board Angle:V-Straight 180°
- 4.Welding Way:S-SMT
- 5.Row No-Pin No:XX-04P-100P
- 6.Height:A=4.0mm;B=4.5mm;C=5.0mm;D=5.5mm;E=6.0mm;F=6.5mm
- 7.Special No:S-With positioning Column
- 8.Material:9T-PA9T UL94V-0 Black
- 9.Plating:V01-Gold Flash

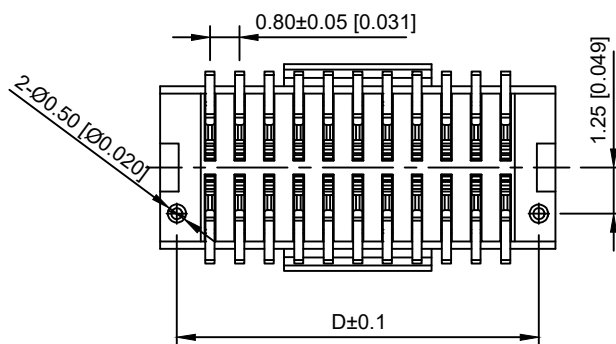


3D VIEW

MATING HEIGHT	PLUG	SOCKET
4.0	1.0	3.0
4.5	1.0	3.5
5.0	1.0	4.0
5.5	1.0	4.5
6.0	2.0	4.0
6.5	2.0	4.5



RECOMMENDED PCB PATTERN DIM.  
TOLERANCE:±0.05



No. of contacts	Dimensions					No. of contacts	Dimensions				
	A	B	C	D	E		A	B	C	D	E
4	3.50	0.80	1.86	2.60		54	23.50	20.80	21.86	22.60	
6	4.30	1.60	2.66	3.40		56	24.30	21.60	22.66	23.40	
8	5.10	2.40	3.46	4.20		58	25.10	22.40	23.46	24.20	
10	5.90	3.20	4.26	5.00		60	25.90	23.20	24.26	25.00	
12	6.70	4.00	5.06	5.80		62	26.70	24.00	25.06	25.80	
14	7.50	4.80	5.86	6.60		64	27.50	24.80	25.86	26.60	
16	8.30	5.60	6.66	7.40		66	28.30	25.60	26.66	27.40	
18	9.10	6.40	7.46	8.20		68	29.10	26.40	27.46	28.20	
20	9.90	7.20	8.26	9.00		70	29.90	27.20	28.26	29.00	
22	10.70	8.00	9.06	9.80		72	30.70	28.00	29.06	29.80	
24	11.50	8.80	9.86	10.60		74	31.50	28.80	29.86	30.60	
26	12.30	9.60	10.66	11.40		76	32.30	29.60	30.66	31.40	
28	13.10	10.40	11.46	12.20		78	33.10	30.40	31.46	32.20	
30	13.90	11.20	12.26	13.00		80	33.90	31.20	32.26	33.00	
32	14.70	12.00	13.06	13.80		82	34.70	32.00	33.06	33.80	
34	15.50	12.80	13.86	14.60		84	35.50	32.80	33.86	34.60	
36	16.30	13.60	14.66	15.40		86	36.30	33.60	34.66	35.40	
38	17.10	14.40	15.46	16.20		88	37.10	34.40	35.46	36.20	
40	17.90	15.20	16.26	17.00		90	37.90	35.20	36.26	37.00	
42	18.70	16.00	17.06	17.80		92	38.70	36.00	37.06	37.80	
44	19.50	16.80	17.86	18.60		94	39.50	36.80	37.86	38.60	
46	20.30	17.60	18.66	19.40		96	40.30	37.60	38.66	39.40	
48	21.10	18.40	19.46	20.20		98	41.10	38.40	39.46	40.20	
50	21.90	19.20	20.26	21.00		100	41.90	39.20	40.26	41.00	

MARK	DESCRIPTION	DATE	REVISED	APPROVED	UNSPECIFIED TOLERANCES
ΔX					ANGULAR ±5°
ΔX					L ≤ 4 ±0.2
ΔX					4 < L ≤ 16 ±0.3
ΔX					16 < L ≤ 63 ±0.4
MARK					L > 63 ±0.5



DSND	SCALE: N/A
DWN	VIEW:
CHKD	UNIT: mm/in
APPD	SIZE: A4

MODEL TYPE: 0.8mm BTB Style Connectors		
PART NO.: X0812FVS-XXXS-9TV01		
DWG NO.: X-X0812FVS-XXXS-9TV01		
WEIGHT	SHEET	REVISION
	1/1	A0

XKB INDUSTRIAL PRECISION CO., LIMITED

## X-ON Electronics

Largest Supplier of Electrical and Electronic Components

*Click to view similar products for [Board to Board & Mezzanine Connectors](#) category:*

*Click to view products by [XKB](#) manufacturer:*

Other Similar products are found below :

[589158040000018](#) [MDF7C-18P-2.54DSA\(55\)](#) [FCN-268F036-G/BD](#) [FCN-268M012-G/0D](#) [FCN-268M024-G/1D](#) [MIS-048-01-F-D-DP-K](#)  
[832-10-034-10-001000](#) [FX4C-80S-1.27DSA](#) [93696-330](#) [224393](#) [FCN-235D050-G/C](#) [210-93-314-41-105000](#) [MDF7-40DP-2.54DSA\(55\)](#)  
[55323-1519](#) [069159702701000](#) [101A10019X](#) [105061100000861+](#) [75140-7012](#) [87471-650](#) [1744382-4](#) [063209](#) [10124054-515LF](#) [68685-603](#)  
[8-1616154-3](#) [541371078](#) [IL-WX-10PB-HF-B-E1000E](#) [FX23-40P-0.5SV15B](#) [FCN-214J100-G/0](#) [354184](#) [P50-028-DDS-TG](#) [53309-2471](#)  
[54546-2071](#) [1586617-1](#) [504248-1210](#) [504248-2010](#) [1-1437355-2](#) [9159005551906](#) [NDS100-004-BF](#) [93696-730LF](#) [91922-31141LF](#) [505274-](#)  
[3440](#) [501493-2410](#) [504208-3410](#) [505006-0811](#) [505274-2040](#) [202436-1600](#) [202477-0414](#) [71660-7580](#) [73420-5192](#) [360-10-107-00-001000](#)