

Recommended P.C.B Layout
General Tolerance±0.05

Specifications :

- Voltage rating: 125V AC / DC
- Current rating: 1A AC / DC
- Withstanding voltage: 500V AC/minute
- Temperature range: -25°C~+85°C
- Insulation resistance: ≥100MΩ
- Contact resistance: ≤20mΩ
- After environmental testing: ≤40mΩ

X1002 W V S-XX B-XX XX XX

(1) (2) (3) (4) (5) (6) (7) (8) (9)

- (1) Series No.
- (2) Category: W-wafer
- (3) Welding Board Angle: V-Stright Angle 180°
- (4) Welding Way: S-SMT
- (5) Row No.-Pin No.: XX-02P~20P
- (6) Plug the Pin & Special NO:
B-With ultra-thin and With Lock;
HF-Halgen Free
- (7) Material: 9T-PA9T ; HT-HTN 6T ; 1T-PA10T
- (8) Planting Category:
SN-Bright tin plating 70"Min. ;30" Ni
SW-Matte Tin plating 70"Min. ;30" Ni
- (9) Color: Blank-Natural color

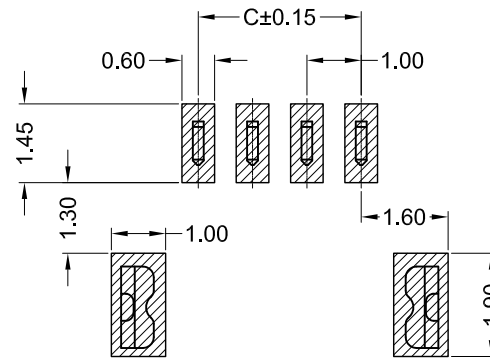
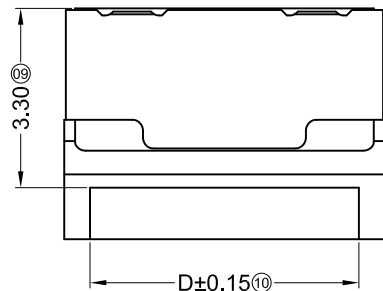
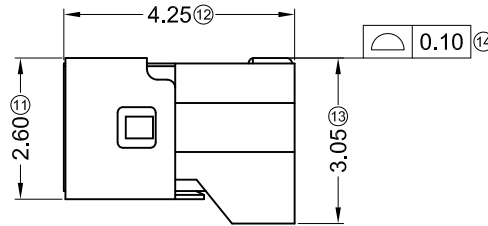
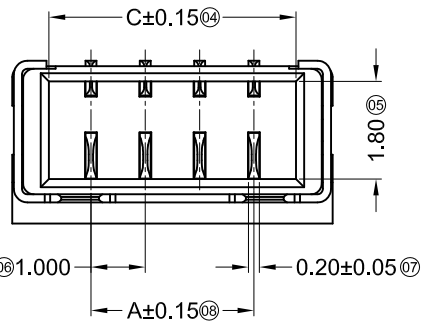
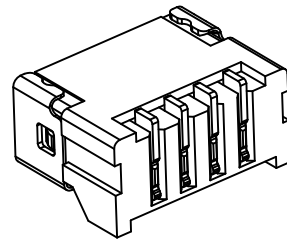
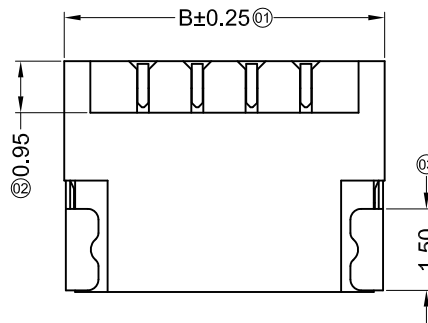
Poles	Dimensions(mm)			Poles	Dimensions(mm)		
	A	B	C		A	B	C
02	1.00	3.70	2.50	12	11.00	13.70	12.50
03	2.00	4.70	3.50	13	12.00	14.70	13.50
04	3.00	5.70	4.50	14	13.00	15.70	14.50
05	4.00	6.70	5.50	15	14.00	16.70	15.50
06	5.00	7.70	6.50	16	15.00	17.70	16.50
07	6.00	8.70	7.50	17	16.00	18.70	17.50
08	7.00	9.70	8.50	18	17.00	19.70	18.50
09	8.00	10.70	9.50	19	18.00	20.70	19.50
10	9.00	11.70	10.50	20	19.00	21.70	20.50
11	10.00	12.70	11.50				

X1002WVS-XXBF-9TSW	PA9T UL 94V-0	Phorphos Brone	Matte Tin Plating	1002H-B
X1002WVS-XXB-1TSW	PA10T UL 94V-0			
X1002WVS-XXB-HTSW	HTN PA6T UL 94V-0		Tin-Plated	
X1002WVS-XXB-9TSW	PA 9T UL 94V-0			
X1002WVS-XXB-9TSN	PA 9T UL 94V-0			
PART NO	Material (Wafer And Cap)	Material (Pin And Solder Tabs)	Finish (Pin And Solder Tabs)	Suitable XKB Terminal

For and on behalf of
XKB INDUSTRIAL PRECISION CO., LIMITED
香港星坤工業精密有限公司

△ X					ANGULAR	± 5°
△ X					L ≤ 4	± 0.2
△ X					4 < L ≤ 16	± 0.3
△ X					16 < L ≤ 63	± 0.4
MARK					L > 63	± 0.5
REVISIONS				UNSPECIFIED TOLERANCES		
Authorized Signature(s)				XKB INDUSTRIAL PRECISION CO., LIMITED		

DSND		DATE		SCALE: N/A	MODEL TYPE: X1002WVS-XXB-XXXX
DWN		DATE		VIEW:	PART NO.:
CHKD		DATE		UNIT: mm	1.00 mm Crimp Style Connectors
APPD		DATE		SIZE: A4	DWG NO.:
				WEIGHT	SHEET
				1.0g	1/1
					REVISION
					A0



Recommended P.C.B Layout
General Tolerance±0.05

■ Specifications :

- Voltage rating: 125V AC / DC
- Current rating: 1A AC / DC
- Withstanding voltage: 500V AC/minute
- Temperature range: -25°C~+85°C
- Insulation resistance: ≥100MΩ
- Contact resistance: ≤20mΩ
- After environmental testing: ≤40mΩ

X1002 W R S-XX BS-LP SW XX

(1) (2) (3) (4) (5) (6) (7) (8) (9)

- (1) Series No.
- (2) Category: W-wafer
- (3) Welding Board Angle: R- Right Angle 90°
- (4) Welding Way: S-SMT
- (5) Row No.-Pin No.: XX-Single Row
- (6) Plug the Pin & Special NO:
B-With ultra-thin and With Lock;
S-With Shell
- (7) Material: LP-LCP 94V-0
- (8) Planting Category:SW-Matte Tin plating
- (9) Color: Blank-Natural color

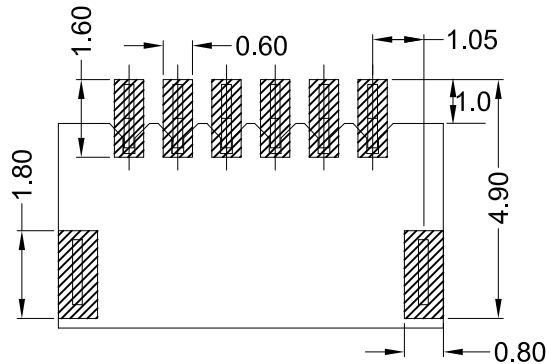
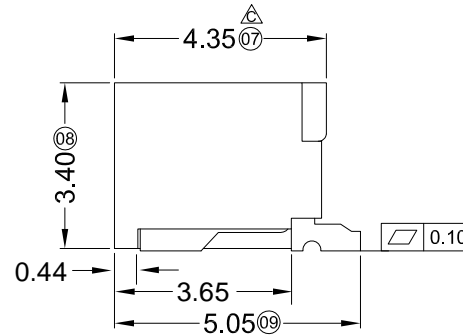
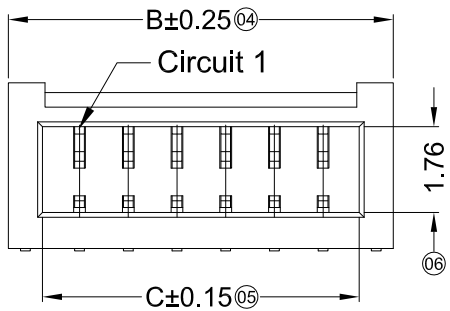
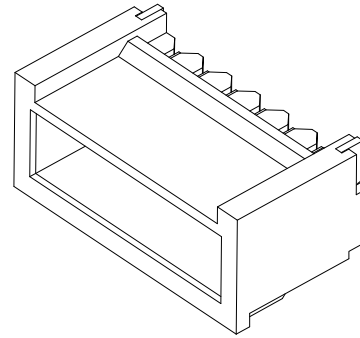
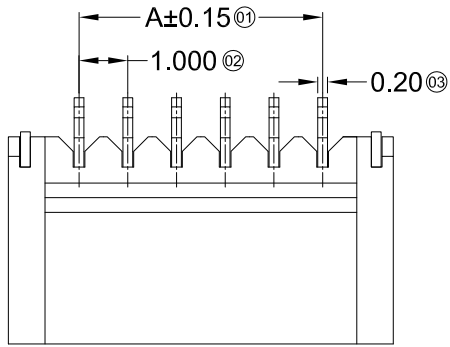
Poles	Dimensions (mm)			
	A	B	C	D
03	2.00	4.90	3.50	3.95
04	3.00	5.90	4.50	4.95
06	5.00	7.90	6.50	6.95
12	11.00	13.90	12.50	12.95

X1002WRS-XXBS-LPSW	LCP 94V-0	Phosphor Bronze	Matte Plating	Alloy Steel	Nickel Plating	1002H-B
PART NO	Material(Wafer)	Material(Pin)	Finish(Pin)	Material(Shell)	Finish(Shell)	Suitable XKB

For and on behalf of
XKB INDUSTRIAL PRECISION CO., LIMITED
香港星坤工業精密有限公司

△ X					ANGULAR	±5°
△ X					L ≤ 4	±0.2
△ X					4 < L ≤ 16	±0.3
MARK	DESCRIPTION	DATE	REVISED	APPROVED	16 < L ≤ 63	±0.4
					L > 63	±0.5
	REVISIONS				UNSPECIFIED TOLERANCES	

DSND		DATE		SCALE: N/A	MODEL TYPE: X1002WRS-XXBS-LPSW	
DWN		DATE		VIEW:	PART NO.:	
CHKD		DATE		UNIT: mm	1.00 mm Crimp Style Connectors	
APPD		DATE		SIZE: A4	DWG NO.:	
	XKB INDUSTRIAL PRECISION CO., LIMITED			WEIGHT	SHEET	REVISION
				1.0g	1/1	A0



Recommended P.C.B Layout
General Tolerance±0.05

■ Specifications :

- Voltage rating: 125V AC / DC
- Current rating: 1A AC / DC
- Withstanding voltage: 500V AC/minute
- Temperature range: -25°C~+85°C
- Insulation resistance: ≥100MΩ
- Contact resistance: ≤20mΩ
- After environmental testing: ≤40mΩ

X1002 W R S-XX B HF-XX XX XX

① ② ③ ④ ⑤ ⑥ ⑦ ⑧ ⑨ ⑩

- ① Series No.
- ② Category: W-wafer
- ③ Welding Board Angle: R- Right Angle 90°
- ④ Welding Way: S-SMT
- ⑤ Row No.-Pin No.: XX-02P~20P
- ⑥ Plug the Pin & Special NO.: B-Ultra-thin With Lock
- ⑦ HF-Halogen Free
- ⑧ Material: 9T-PA9T; 1T-PA10T; HT-HTN 6T 94V-0
- ⑨ Planting Category:
SN-Bright tin plating 70" Min. ;30" Ni Min.
SW-Matte Tin plating 70" Min. ;30" Ni Min.
- ⑩ Color: Blank-Natural color

Poles	Dimensions (mm)			Poles	Dimensions (mm)		
	A	B	C		A	B	C
02	1.00	3.90	2.50	12	11.00	13.90	12.50
03	2.00	4.90	3.50	13	12.00	14.90	13.50
04	3.00	5.90	4.50	14	13.00	15.90	14.50
05	4.00	6.90	5.50	15	14.00	16.90	15.50
06	5.00	7.90	6.50	16	15.00	17.90	16.50
07	6.00	8.90	7.50	17	16.00	18.90	17.50
08	7.00	9.90	8.50	18	17.00	19.90	18.50
09	8.00	10.90	9.50	19	18.00	20.90	19.50
10	9.00	11.90	10.50	20	19.00	21.90	20.50
11	10.00	12.90	11.50				

PART NO	Material	Material (Pln And Solder Tabs)	Finish (Pln And Solder Tabs)
X1002WRS-XXBHF-9TSW	PA9T UL 94V-0 (Halogen Free)	Phorpos Bronze	Matte Tin Plating
X1002WRS-XXB-1TSW	PA 10T UL 94V-0		
X1002WRS-XXB-HTSW	HTN 6T UL 94V-0		
X1002WRS-XXB-9TSW	PA9T UL 94V-0		
X1002WRS-XXB-9TSN	PA 9T UL 94V-0		Tin-Plated

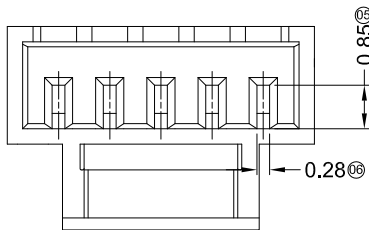
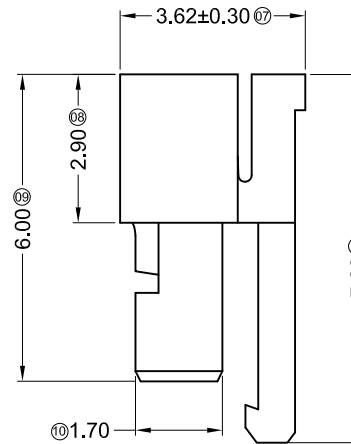
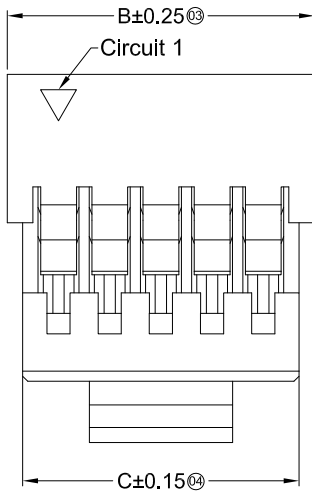
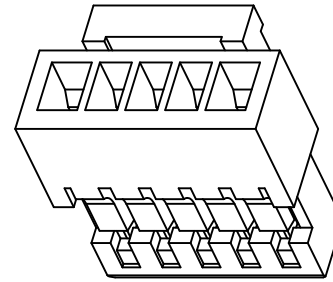
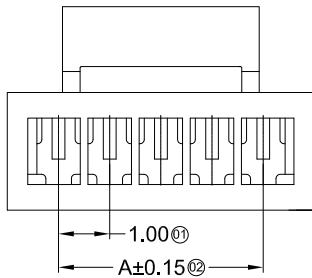
For and on behalf of
XKB INDUSTRIAL PRECISION CO., LIMITED
香港星坤工業精密有限公司

MARK	DESCRIPTION	DATE	REVISED	APPROVED	UNSPECIFIED TOLERANCES
△ X					ANGULAR ±5°
△ X					L ≤ 4 ±0.2
△ X					4 < L ≤ 16 ±0.3
					16 < L ≤ 63 ±0.4
					L > 63 ±0.5

DSND	DATE	SCALE: N/A	MODEL TYPE: X1002WRS-XXB-XXSW
DWN	DATE	VIEW:	PART NO.:
CHKD	DATE	UNIT: mm	1.00 mm Crimp Style Connectors
APPD	DATE	SIZE: A4	DWG NO.:
			WEIGHT 1.0g
			SHEET 1/1
			REVISION A0

Authorized Signature(s)

XKB INDUSTRIAL PRECISION CO., LIMITED



Specifications :

- Voltage rating: 125 AC / DC
- Current rating: 1A AC / DC
- Withstanding voltage: 500V AC/minute
- Temperature range: -25°C~+85°C
- Insulation resistance: ≥100MΩ
- Contact resistance: ≤20mΩ
- After environmental testing: ≤40mΩ

X1002 H -XX B-N0 XX HF

(1) (2) (3) (4) (5) (6) (7)

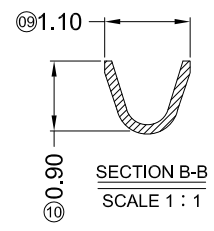
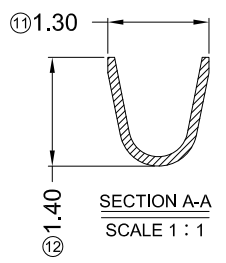
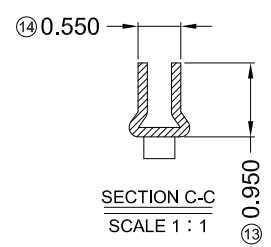
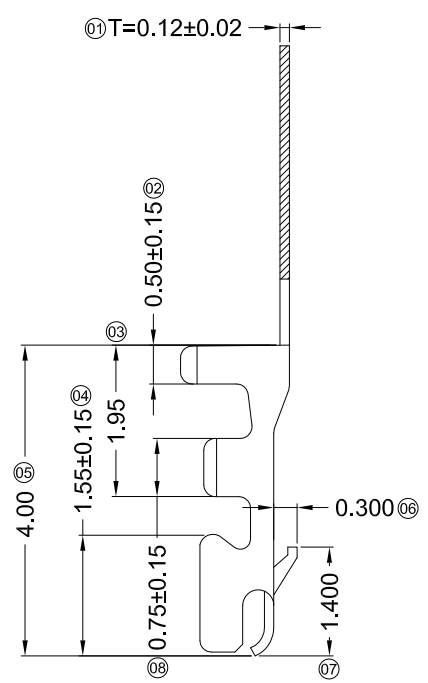
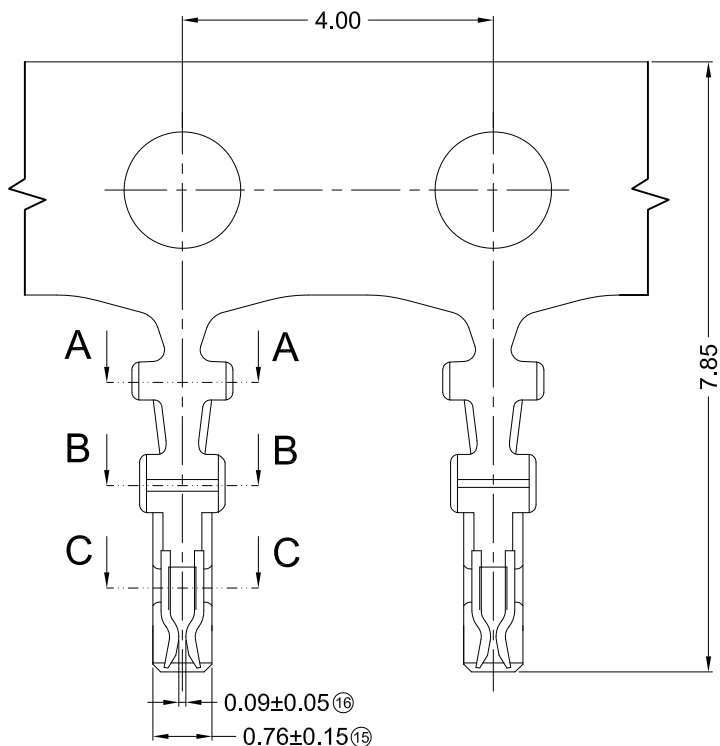
- (1) Series No.
- (2) Category: H-HSG
- (3) Row No.-Pin No.: XX-02P~20P
- (4) Plug the Pin & special No.: B-Ultra-thin hook
- (5) Material: N0-PA66 94V-0
- (6) Color: Blank-Natural Color
- HF-Halogen Free

Poles	Dimensions(mm)			Poles	Dimensions(mm)		
	A	B	C		A	B	C
02	1.00	3.00	2.40	12	11.00	13.00	12.40
03	2.00	4.00	3.40	13	12.00	14.00	13.40
04	3.00	5.00	4.40	14	13.00	15.00	14.40
05	4.00	6.00	5.40	15	14.00	16.00	15.40
06	5.00	7.00	6.40	16	15.00	17.00	16.40
07	6.00	8.00	7.40	17	16.00	18.00	17.40
08	7.00	9.00	8.40	18	17.00	19.00	18.40
09	8.00	10.00	9.40	19	18.00	20.00	19.40
10	9.00	11.00	10.40	20	19.00	21.00	20.40
11	10.00	12.00	11.40				

X1002H-XXB-N0	PA66 UL 94V-0	1002T-A	1002W
X1002H-XXB-N0HF	PA66 UL 94V-0 Halogen Free	1002T-A	1002W
PART NO	Material	Suitable XKB Terminal	Suitable XKB

For and on behalf of
XKB INDUSTRIAL PRECISION CO., LIMITED
 香港星坤工業精密有限公司

MARK	DESCRIPTION	DATE	REVISED	APPROVED	UNSPECIFIED TOLERANCES	DSND	DATE	SCALE: N/A	MODEL TYPE: X1002H-XXB-N0HF		
△ X					ANGULAR ±5°	DWN	DATE	VIEW:	PART NO.:		
△ X					L ≤ 4 ±0.2	CHKD	DATE	UNIT: mm	1.00 mm Crimp Style Connectors		
△ X					4 < L ≤ 16 ±0.3	APPD	DATE	SIZE: A4	DWG NO.:		
					16 < L ≤ 63 ±0.4						
					L > 63 ±0.5						
REVISIONS						XKB INDUSTRIAL PRECISION CO., LIMITED			WEIGHT	SHEET	REVISION
Authorized Signature(s)									1.0g	1/1	A0



- Specifications :**
- Voltage rating: 125V AC / DC
 - Current rating: 1A AC / DC
 - Withstanding voltage: 500V AC/minute
 - Temperature range: -25°C~+85°C
 - Insulation resistance: ≥100MΩ
 - Contact resistance: ≤20mΩ
 - After environmental testing: ≤40mΩ

X1002 T X-P XX X

- ① Series Number
 ② Category: T-terminal
 ③ Shape: Blank-ordinary
 ④ Material: P-Phosphor bronze
 ⑤ Plating Style:
 V01-All Gold Flash
 SN-Bright tin plating 70u" ; 30u" Ni
 SN2-50u" Ni Min, 120u" Tin Min
 ⑥ Plating method: Blank-Stamping before plating

X1002T-PSN2	Phospho Bronze	AWG#28-32	0.92mm	Stamping Before Plating:50u" Min Ni ; 120u"Sn Min	1002H-A, 1002H-B
X1002T-PV01				Stamping Before Pating:30u" Ni ; Whole Gold ;Gold Flash	
X1002T-PSN				Stamping Before Plating:30u" Ni ; 70u"Sn	
PART NO	Material	Wire Range	Insulation O.D.	Finish	Suitable XKB Terminal

For and on behalf of
XKB INDUSTRIAL PRECISION CO., LIMITED
 香港星坤工業精密有限公司

△ X					ANGULAR	±5°
△ X					L ≤ 4	±0.2
△ X					4 < L ≤ 16	±0.3
MARK	DESCRIPTION	DATE	REVISED	APPROVED	16 < L ≤ 63	±0.4
					L > 63	±0.5
REVISIONS					UNSPECIFIED TOLERANCES	

DSND		DATE		SCALE: N/A	MODEL TYPE:
DWN		DATE		VIEW:	1.00 mm Crimp Style Connectors
CHKD		DATE		UNIT: mm	PART NO.:
APPD		DATE		SIZE: A4	X1002T-PXX
					DWG NO.:
				WEIGHT	SHEET
				1.0g	1/1
				REVISION	A0

XKB INDUSTRIAL PRECISION CO., LIMITED

X-ON Electronics

Largest Supplier of Electrical and Electronic Components

Click to view similar products for [Headers & Wire Housings](#) category:

Click to view products by [XKB](#) manufacturer:

Other Similar products are found below :

[57102-F02-18ULF](#) [58102-G61-06LF](#) [0009485154](#) [009176003701906](#) [0050291907](#) [02.125.8002.8](#) [609-3404](#) [61062-3](#) [622-0430](#) [622-3653LF](#)
[63453-116](#) [636-1030](#) [636-1427](#) [636-3427](#) [636-4007](#) [641938-9](#) [644827-2](#) [65495-038](#) [65692-001LF](#) [65781-018](#) [65781-047](#) [65817-010LF](#)
[65817-015LF](#) [66207-023LF](#) [67016-026LF](#) [67095-007LF](#) [68631-112](#) [68645-018](#) [68648-049](#) [699319-000](#) [70.362.1628.0](#) [70-4210](#) [70-4226B](#)
[70-4853B](#) [707-5020](#) [707-5028](#) [71.350.2428.0](#) [71961-016LF](#) [733-134](#) [754199-000](#) [760-3052](#) [787-8014-00](#) [FCN-367T-T012/H](#) [80.063.4001.1](#)
[800-90-010-10-002000](#) [801-43-002-10-013000](#) [801-43-006-10-002000](#) [803-41-018-10-001000](#) [803-43-014-20-001000](#) [803-43-024-10-001000](#)