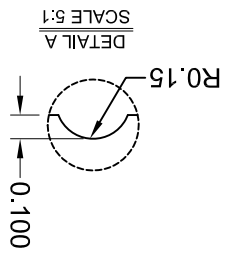
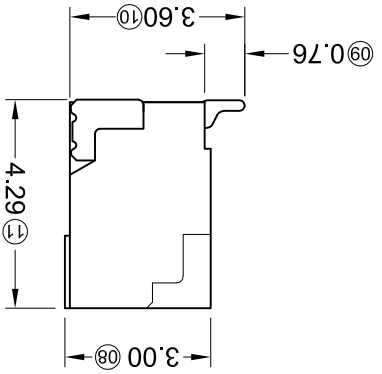
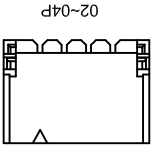
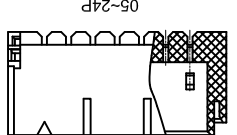
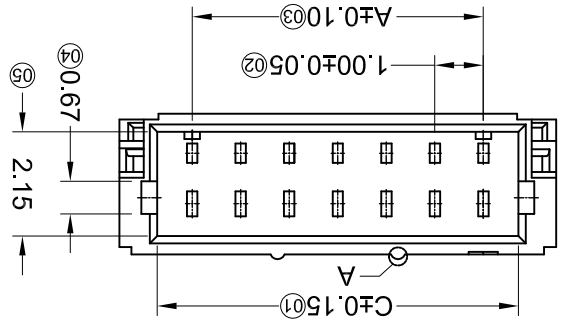
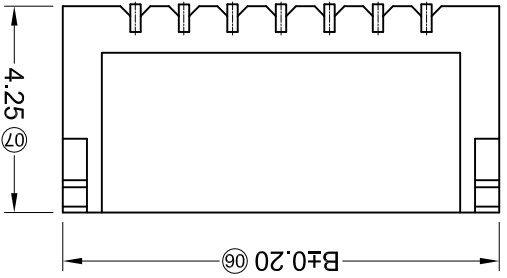
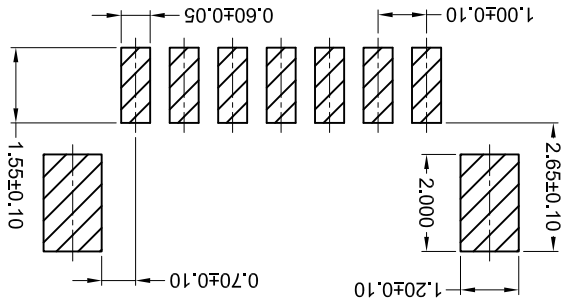


For and on behalf of
XKB INDUSTRIAL PRECISION CO., LIMITED
 香港星坤工業精密有限公司

MARK	DESCRIPTION	DATE	REVISIONS	APPROVED	REVISOR	REVISIONS	UNSPECIFIED TOLERANCES
△ X							L > 63 ±0.5
△ X							16 < L ≤ 63 ±0.4
△ X							4 < L ≤ 16 ±0.3
△ X							L ≤ 4 ±0.2
							ANGULAR ±5°

MARK	DESCRIPTION	DATE	REVISIONS	APPROVED	REVISOR	REVISIONS	UNSPECIFIED TOLERANCES
△ X							L > 63 ±0.5
△ X							16 < L ≤ 63 ±0.4
△ X							4 < L ≤ 16 ±0.3
△ X							L ≤ 4 ±0.2
							ANGULAR ±5°

Recommend PCB Layout



PART NO	Material(Water And Cap)	Material(Fin And Solder Tabs)	Material(Fin And Solder Tabs)	Suitable XKB Terminal
X1002WVS-XXHF-LPSN	LCP UL 94V-0 Halogen Free	Phosphor Bronze Or Brass	Tin-Plated	X1002H
X1002WVS-XX-6TSN	Nylon 6T UL 94V-0	Phosphor Bronze Or Brass	Tin-Plated	

Poles	Dimensions(mm)			Poles	Dimensions(mm)		
	A	B	C		A	B	C
02	1.00	4.00	2.45	12	11.00	14.00	12.45
03	2.00	5.00	3.45	13	12.00	15.00	13.45
04	3.00	6.00	4.45	14	13.00	16.00	14.45
05	4.00	7.00	5.45	15	14.00	17.00	15.45
06	5.00	8.00	6.45	16	15.00	18.00	16.45
07	6.00	9.00	7.45	17	16.00	19.00	17.45
08	7.00	10.00	8.45	18	17.00	20.00	18.45
09	8.00	11.00	9.45	19	18.00	21.00	19.45
10	9.00	12.00	10.45	20	19.00	22.00	20.45
11	10.00	13.00	11.45	24	23.00	26.00	24.45

X1002 W V S-XX X-XX XXX XX

- ① Series No.
- ② Category: W-water
- ③ Welding Board Angle: V- Straight 180°
- ④ Welding Way: S-SMT
- ⑤ Row No./Pin No.: XX-02P~24P
- ⑥ Plug the Pin & Special No.
- ⑦ Material: 6T-PA6T 94V-0 ; LP-LCP 94V-0;
- ⑧ 9T-PA9T 94V-0
- ⑨ Planting Category: SN-Bright tin plating
- ⑩ Color: Blank-Natural Color

- Specifications :**
- Voltage rating: 100V AC / DC
 - Current rating: 2A AC / DC
 - Withstanding voltage: 800V AC/minute
 - Temperature range: -25°C~+85°C
 - Insulation resistance: ≥1000MΩ
 - Contact resistance: ≤20mΩ
 - After environmental testing: ≤30mΩ

F

E

D

C

B

A

8

7

6

5

4

3

2

1

8

7

6

5

4

3

2

1

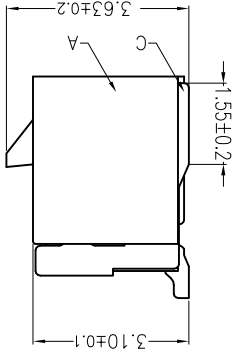
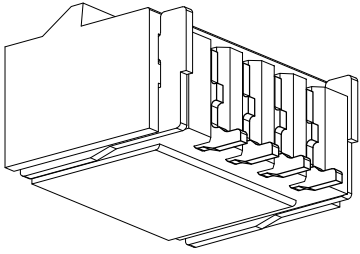
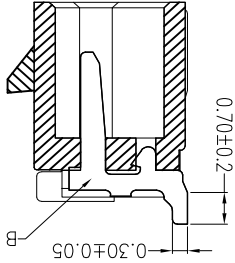
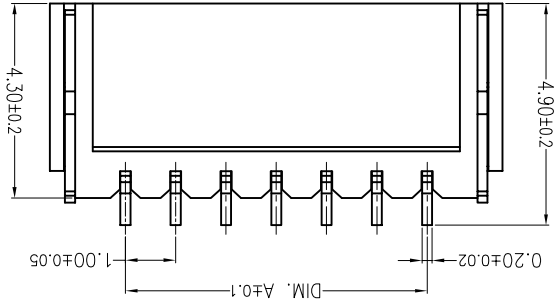
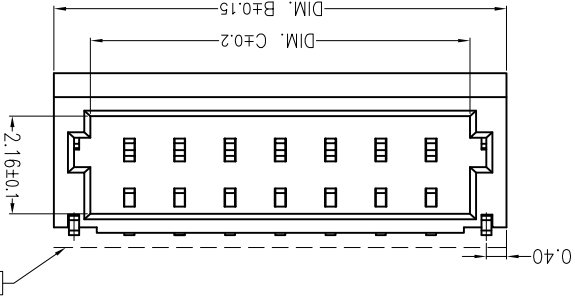
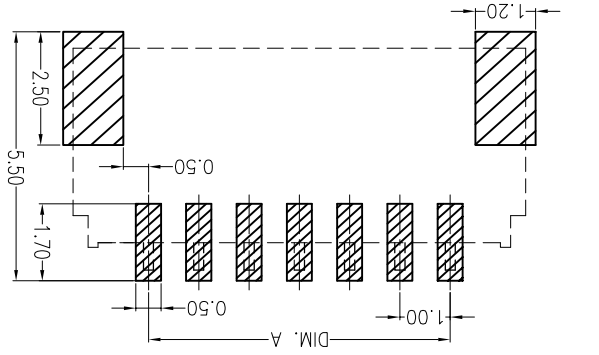
For and on behalf of
KXB INDUSTRIAL PRECISION CO., LIMITED
 香港星坤工業精密有限公司

Authorized Signatures

MARK	DESCRIPTION	DATE	REVISED	APPROVED	UNSPECIFIED TOLERANCES
△ X					± 0.5
△ X					$16 < L \leq 63$
△ X					$4 < L \leq 16$
△ X					$L \leq 4$
					ANGULAR $\pm 5^\circ$

DSND	DATE	SCALE: N/A	MODEL TYPE: X1002WRS-XXL-LPSWHF
DWN	DATE <td>VIEW: </td> <td>PART NO.: 1.00 mm Crimp Shle Connectors</td>	VIEW:	PART NO.: 1.00 mm Crimp Shle Connectors
CHKD	DATE <td>UNIT: mm</td> <td>DWG NO.:</td>	UNIT: mm	DWG NO.:
APPD	DATE <td>SIZE: A4</td> <td>WEIGHT: 1.0g</td>	SIZE: A4	WEIGHT: 1.0g
			SHEET: 1/1
			REVISION: A0

Recommend PCB Layout



PART NO	Material	Material (Pin And Solder Tabs)	Finish (Pin And Solder Tabs)	Suitable XKB Terminal
X1002WRS-XXL-LPSWHF	PA46 UL 94V-0	Brass	Bright tin plating	X 1002HL
X1002WRS-XXL-LPSWHF	PA46 UL 94V-0	Brass	Bright tin plating	X 1002HL

Poles	Dimensions(mm)		Poles	Dimensions(mm)	
	A	B		A	B
02	1.00	4.00	10	9.00	12.00
03	2.00	5.00	11	10.00	13.00
04	3.00	6.00	12	11.00	14.00
05	4.00	7.00	13	12.00	15.00
06	5.00	8.00	14	13.00	16.00
07	6.00	9.00	15	14.00	17.00
08	7.00	10.00	16	15.00	18.00
09	8.00	11.00	20	19.00	22.00
					20.50

■ Specifications :

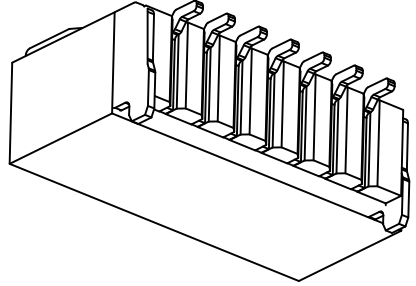
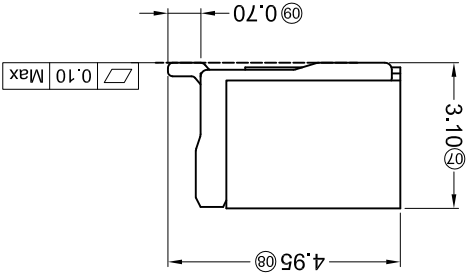
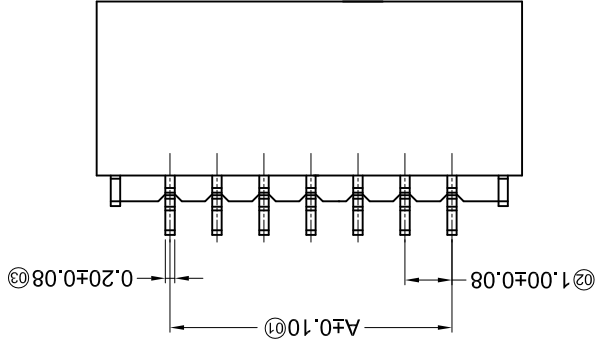
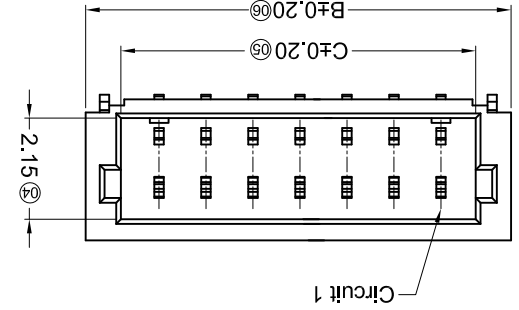
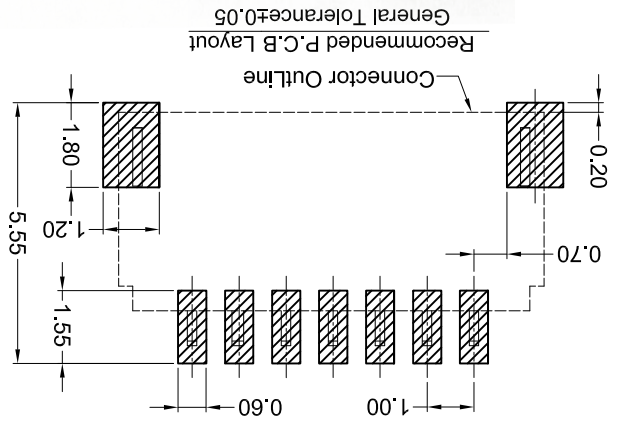
- Voltage rating: 50V AC / DC
- Current rating: 1A AC / DC
- Withstanding voltage: 500V AC/minute
- Temperature range: -25°C~+85°C
- Insulation resistance: ≥100MΩ
- Contact resistance: ≤20mΩ
- After environmental testing: ≤40mΩ

X1002 W R S-XX L-L PXX XX XX
 ① Series No.
 ② Category: W-water
 ③ Welding Board Angle: R-90°
 ④ Welding Way: S-SMT
 ⑤ Row No.-Pin No.: XX-02P~20P
 ⑥ Plug the Pin & Special No.: L-With Lock
 ⑦ Material: 6T-PA6T 94V-0; LP-LCP 94V-0;
 ⑧ 9T-PA9T 94V-0
 ⑨ Planting Category: SW-Matte Tin plating (Tin: 70u Min)
 ⑩ Color: Blank-natural color
 ⑪ HF-Halogen Free ; Blank-Halogen

For and on behalf of
XKB INDUSTRIAL PRECISION CO., LIMITED
 香港星坤工業精密有限公司

MARK	DESCRIPTION	DATE	REVISOR	APPROVED	UNSPECIFIED TOLERANCES
△ X					± 0.5
△ X					$16 < L \leq 63$
△ X					$4 < L \leq 16$
					$L \leq 4$
					± 0.2
					ANGULAR
					$\pm 5^\circ$

REVISION	SHEET	WEIGHT	SIZE	DATE	DATE	DATE	DATE
A0	1/1	1.0g	A4				



PART NO	Material	Material (Pin)	Material (Solder Tabs)	Finish (Pin and Solder Tabs)	Suitable XKB Terminal
X1002WRS-XXE-LPSWH	LCP UL 94V-0	Phosphor Bronze	Brass	Matte Tin	X1002H
X1002WRS-XXE-LPV01	LCP UL 94V-0	Phosphor Bronze	Brass	Gold Flash	X1002H
X1002WRS-XXE-LPSWHF	LCP UL 94V-0	Brass	Brass	Tin-Plated	X1002H-L

Poles	Dimensions(mm)		
	A	B	C
02	1.00	4.00	2.50
03	2.00	5.00	3.50
04	3.00	6.00	4.50
05	4.00	7.00	5.50
06	5.00	8.00	6.50
07	6.00	9.00	7.50
08	7.00	10.00	8.50
09	8.00	11.00	9.50

- ① Series No.
 ② Category: W-wafer
 ③ Welding Board Angle: R-90°
 ④ Welding Way: S-SMT
 ⑤ Row No.-Pin No.: XX-02P~20P
 ⑥ Plug the Pin & Special No.: E-Ear clip
 ⑦ Material: LP-LCP 94V-0
 ⑧ Plating Category:
 V*:All Gold-Plated *01-Gold Flash
 SW-Fog Tin plating SN-Bright tin plating
 Color: Blank-natural color
 ⑩ HF-Halogen Free ; Blank-Halogen

- Specifications :
- Voltage rating: 50V AC / DC
 - Current rating: 1A AC / DC
 - Withstanding voltage: 500V AC/minute
 - Temperature range: -25°C~+85°C
 - Insulation resistance: ≥100MΩ
 - Contact resistance: ≤20mΩ
 - After environmental testing: ≤40mΩ

F

E

D

C

B

A

8

7

6

5

4

3

2

1

8

7

6

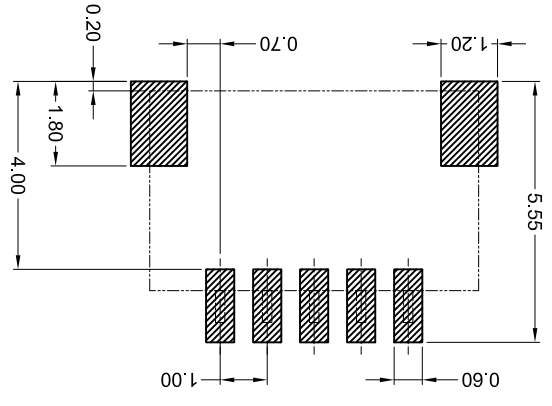
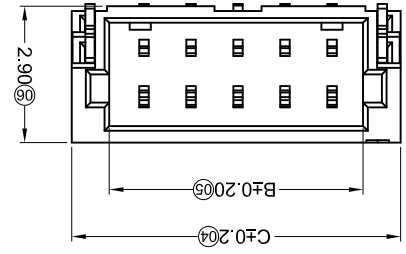
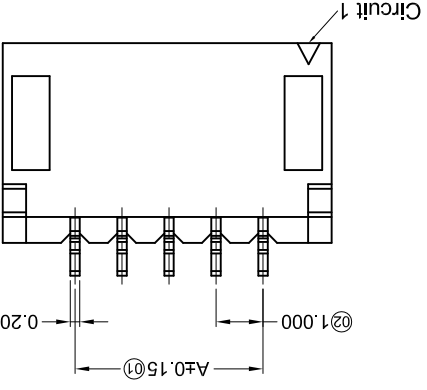
5

4

3

2

1

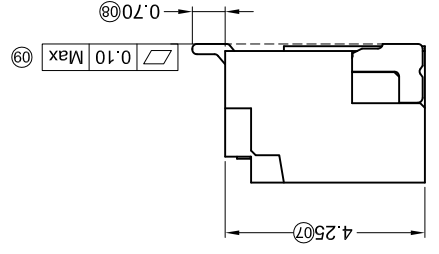


Recommended P.C.B Layout
General Tolerance±0.05

For and on behalf of
XKB INDUSTRIAL PRECISION CO., LIMITED
香港星洲工業精密有限公司

REVISIONS
Authorized Signatures

MARK	DESCRIPTION	DATE	REVISD	APPROVED	UNSPCIFIED TOLERANCES
△ X					L > 63
△ X					16 < L ≤ 63
△ X					4 < L ≤ 16
△ X					L ≤ 4
					ANGULAR
					±5°



PART NO	Material	Solder (Pin and Solder Tabs)	Finish (Pin and Solder Tabs)	Suitable XKB Terminal
X1002WRS-XX-LP-SN	LCP UL 94V-0	Phosphor Bronze	Tin-Plated	X-1002H

Poles	Dimensions(mm)				
	A	B	C	B	C
02	1.00	2.40	4.00	12.40	14.00
03	2.00	3.40	5.00	13.40	15.00
04	3.00	4.40	6.00	14.40	16.00
05	4.00	5.40	7.00	15.40	17.00
06	5.00	6.40	8.00	16.40	18.00
07	6.00	7.40	9.00	17.40	19.00
08	7.00	8.40	10.00	18.40	20.00
09	8.00	9.40	11.00	19.40	21.00
10	9.00	10.40	12.00	20.40	22.00
11	10.00	11.40	13.00	21.00	22.40
11	10.00	11.40	13.00	21.00	24.00

Series No. ① ② ③ ④ ⑤ ⑥ ⑦ ⑧ ⑨
X1002 W R S-XX X-LP SN XX

- ① Series No.
- ② Category: W-water
- ③ Welding Board Angle: R- Right Angle 90°
- ④ Welding Way: S-SMT
- ⑤ Row No.-Pin No.: XX-02P~22P
- ⑥ Plug the Pin & Special No.:
- ⑦ Material: LCP-LCP 94V-0
- ⑧ Plating Category: SN-Bright tin plating
- ⑨ Color: Blank-Natural Color

■ Specifications :

- Voltage rating: 50V AC / DC
- Current rating: 1A AC / DC
- Withstanding voltage: 500V AC/minute
- Temperature range: -25°C~+85°C
- Insulation resistance: ≥100MΩ
- Contact resistance: ≤20mΩ
- After environmental testing: ≤40mΩ

DATE	SCALE: N/A	MODEL TYPE: X1002WRS-XX-LP-SN
DNSD	VIEW:	PART NO.:
DWN	UNIT: mm	DWG NO.:
CHKD	SIZE: A4	WEIGHT: 1.0g
APPD	DATE	SHEET: 1/1
	DATE	REVISION: A0

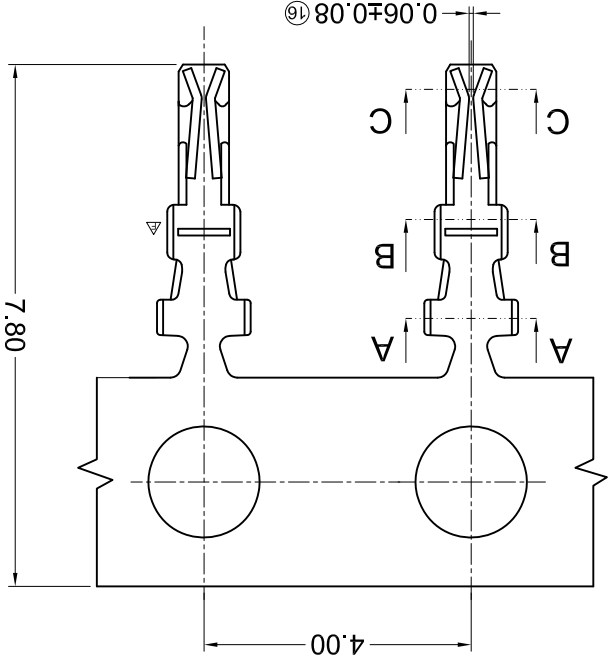
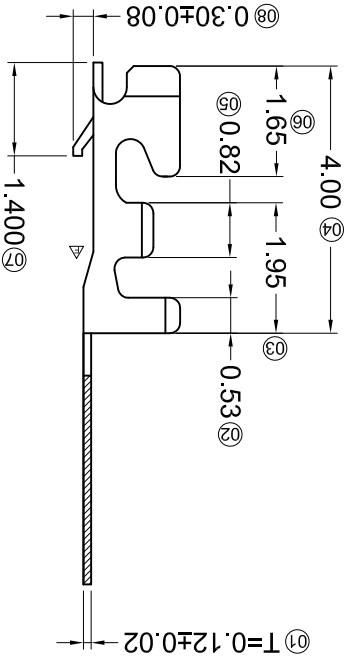
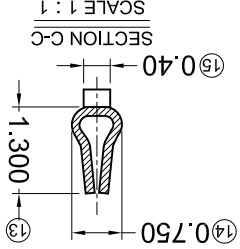
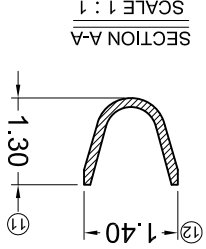
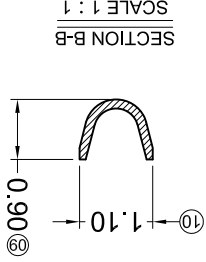
XKB INDUSTRIAL PRECISION CO., LIMITED

For and on behalf of
XKB INDUSTRIAL PRECISION CO., LIMITED
 香港星坤工業精密有限公司

MARK	DESCRIPTION	DATE	REVISED	APPROVED	UNSPECIFIED TOLERANCES
△ X					L > 63
△ X					16 < L ≤ 63
△ X					4 < L ≤ 16
					L ≤ 4
					ANGULAR
					± 5°

REVISIONS	Authorized Signatures(s)				
APPD	DATE	REVISIONS	DATE	REVISIONS	DATE
CHKD	DATE	REVISIONS	DATE	REVISIONS	DATE
DWN	DATE	REVISIONS	DATE	REVISIONS	DATE
DSND	DATE	REVISIONS	DATE	REVISIONS	DATE
	SCALE: N/A		SCALE: N/A		SCALE: N/A
	MODEL TYPE: X1002T-PXX		MODEL TYPE: X1002T-PXX		MODEL TYPE: X1002T-PXX
	PART NO.:		PART NO.:		PART NO.:
	VIEW:		VIEW:		VIEW:
	UNIT: mm		UNIT: mm		UNIT: mm
	SIZE: A4		SIZE: A4		SIZE: A4
	DWG NO.:		DWG NO.:		DWG NO.:
	1.00 mm Crimp Style Connectors		1.00 mm Crimp Style Connectors		1.00 mm Crimp Style Connectors
	WEIGHT		WEIGHT		WEIGHT
	1.0g		1.0g		1.0g
	SHEET		SHEET		SHEET
	1/1		1/1		1/1
	REVISION		REVISION		REVISION
	A0		A0		A0

PART NO	Material	Wire Range	Insulation O.D.	Finish	Suitable XKB Terminal
X1002T-PV03	Phosphor Bronze	AWG#26-32	0.80mm(Max)	Stamping Before Plating:30~50u" Ni;Whole Gold :5u" Min.	X1002H
X1002T-PV01				Stamping Before Plating:30~50u" Ni;Whole Gold :5u" Min.	
X1002T-FSN2				Stamping Before Plating:50u" Min Ni;120u"Sn Min	
X1002T-FSN				Stamping Before Plating:30~50u" Ni;70~120u"Sn	



■ Specifications :

- Voltage rating: 50V AC / DC
- Current rating: 1A AC / DC
- Withstanding voltage: 500V AC/minute
- Temperature range: -25°C~+85°C
- Insulation resistance: ≥100MΩ
- Contact resistance: ≤20mΩ
- After environmental testing: ≤40mΩ

X1002 T X-P XX X-X

① Series Number

② Category: T-terminal

③ Shape: Blank-ordinary

④ Material: P-Phosphor bronze

⑤ Plating style:

V*-All Gold-Plated ; *01-Gold Flash ; *03-3u"

SN2-Bright tin plating 70-120u"

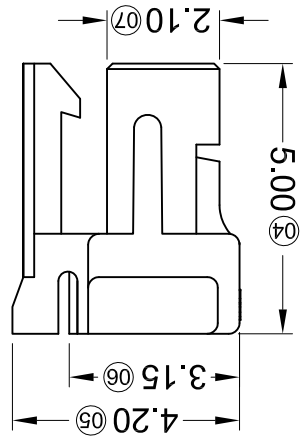
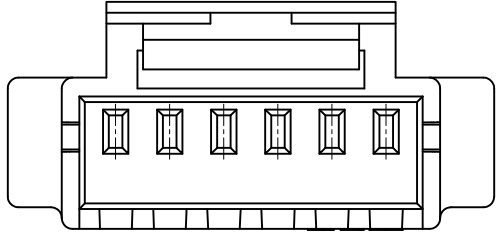
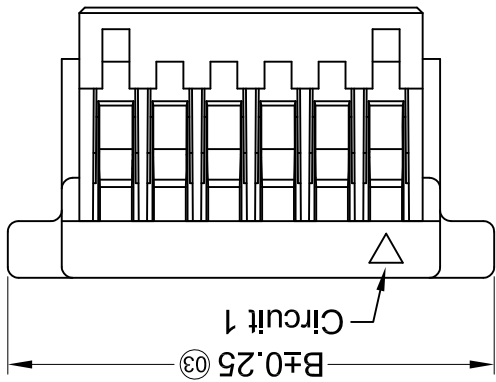
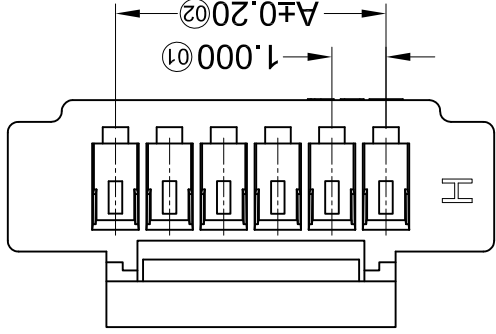
SN2-Bright tin plating 120u"Min. Ni : 50u" Min.

⑥ Plating method:

Blank-Stamping before plating

B-Plating before stamping

⑦ Mold No./Mark/Special No.



- Specifications :**
- Voltage rating: 50V AC / DC
 - Current rating: 1A AC / DC
 - Withstanding voltage: 500V AC/minute
 - Temperature range: -25°C~+85°C
 - Insulation resistance: ≥100MΩ
 - Contact resistance: ≤20mΩ
 - After environmental testing: ≤40mΩ

X1002 H X-XX L-N0 XX
 ① Series No.
 ② Category: H-HSG
 ③ Welding Board Angle: Blank-ordinary
 ④ Row No.-Pin No.: XX-02P~12P
 ⑤ Plug the Pin & special No.: L-With Lock
 ⑥ Material: N0-PA66 94V-0
 ⑦ Color: Blank-Natural color ; BK-Black

Poles	Dimensions(mm)		Poles		
	A	B	A	B	
02	1.00	5.00	12	11.00	15.00
03	2.00	6.00	13	12.00	16.00
04	3.00	7.00	14	13.00	17.00
05	4.00	8.00	15	14.00	18.00
06	5.00	9.00	16	15.00	19.00
07	6.00	10.00	17	16.00	20.00
08	7.00	11.00	18	17.00	21.00
09	8.00	12.00	19	18.00	22.00
10	9.00	13.00	20	19.00	23.00
11	10.00	14.00			

PART NO	Material	Suitable XKB Terminal	Suitable XKB Terminal
X1002H-XXL-N0XX	PA66 UL 94V-0	X1002T	X1002W-L

For and on behalf of
XKB INDUSTRIAL PRECISION CO., LIMITED
 香港星坤工業精密有限公司

MARK	DESCRIPTION	DATE	REVISED	APPROVED	UNSPECIFIED TOLERANCES
△ X					L > 63
△ X					16 < L ≤ 63
△ X					4 < L ≤ 16
△ X					L ≤ 4
					ANGULAR
					±5°

DSND	DATE	SCALE: N/A	MODEL TYPE: X1002H-XXL-N0XX
APPD <th>DATE</th> <th>SIZE: A4</th> <th>WEIGHT: 1.0g</th>	DATE	SIZE: A4	WEIGHT: 1.0g
CHKD <th>DATE</th> <th>UNIT: mm</th> <th>SHEET: 1/1</th>	DATE	UNIT: mm	SHEET: 1/1
DWN <th>DATE</th> <th>VIEW: </th> <th>REVISION: A0</th>	DATE	VIEW:	REVISION: A0

XKB INDUSTRIAL PRECISION CO., LIMITED

REVISIONS
Authorized Signature(s)

1 2 3 4 5 6 7 8

F

E

D

C

B

A

1 2 3 4 5 6 7 8

For and on behalf of
XKB INDUSTRIAL PRECISION CO., LIMITED
 香港星洲工業精密有限公司

REVISIONS
 Authorized Signatures(s)

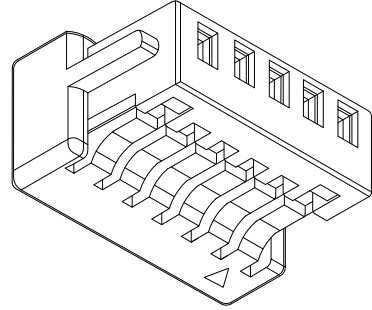
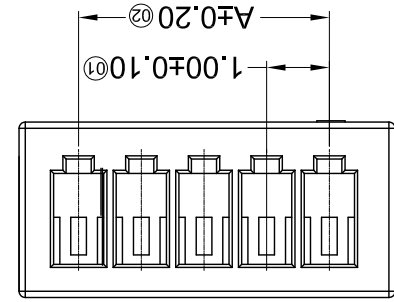
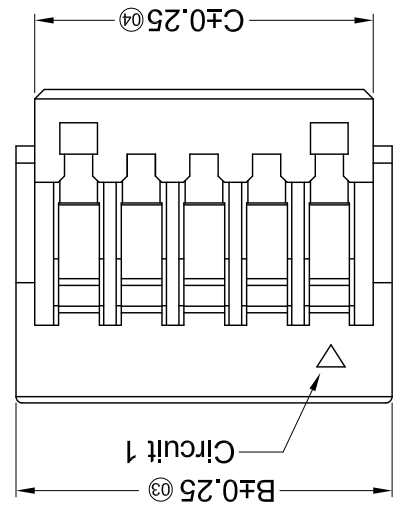
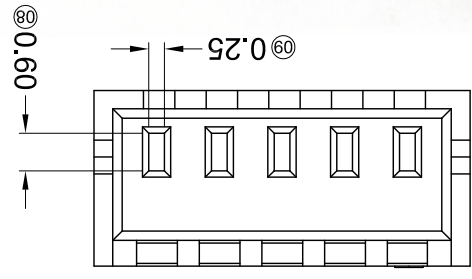
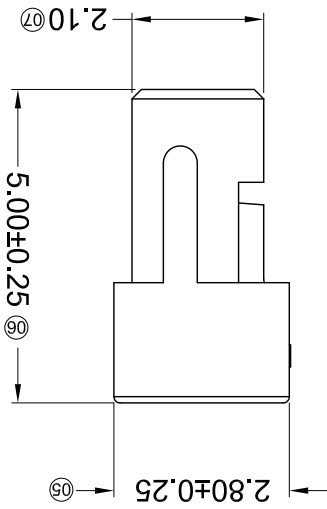
MARK	DESCRIPTION	DATE	REVISED	APPROVED	UNSPECIFIED TOLERANCES
△ X					L > 63 ±0.5
△ X					16 < L ≤ 63 ±0.4
△ X					4 < L ≤ 16 ±0.3
					L ≤ 4 ±0.2
					ANGULAR ±5°

REVISION	SHEET	WEIGHT	1/1	1.0g	8
XKB INDUSTRIAL PRECISION CO., LIMITED					7
APPD					6
CHKD					5
DWN					4
DSND					3
DATE					2
DATE					1
DATE					1

MODEL TYPE: X1002H-XX-XXHF	SCALE: N/A	DATE
PART NO.: X1002H-XX-XXHF	VIEW:	DATE
DWG NO.:	UNIT: mm	DATE
1.00 mm Crimp Style Connectors	SIZE: A4	DATE

PART NO	Material	Suitable XKB Terminal	Suitable XKB Terminal
X1002H-XX-PT	PBT UL 94V-0		Suitable XKB Terminal
X1002H-XX-N0	PA66 UL 94V-0		
X1002H-XX-N0HF	PA66 UL 94V-0 Halogen Free		

Poles	Dimensions(m)			Poles	Dimensions(m)		
	A	B	C		A	B	C
02	1.00	3.00	2.40	13	12.00	14.00	13.40
03	2.00	4.00	3.40	14	13.00	15.00	14.40
04	3.00	5.00	4.40	15	14.00	16.00	15.40
05	4.00	6.00	5.40	16	15.00	17.00	16.40
06	5.00	7.00	6.40	17	16.00	18.00	17.40
07	6.00	8.00	7.40	18	17.00	19.00	18.40
08	7.00	9.00	8.40	19	18.00	20.00	19.40
09	8.00	10.00	9.40	20	19.00	21.00	20.40
10	9.00	11.00	10.40	22	21.00	23.00	22.40
11	10.00	12.00	11.40	24	23.00	25.00	24.40
12	11.00	13.00	12.40				



- Specifications :**
- Voltage rating: 50V AC / DC
 - Current rating: 1A AC / DC
 - Withstanding voltage: 500V AC/minute
 - Temperature range: -25°C~+85°C
 - Insulation resistance: ≥100MΩ
 - Contact resistance: ≤20mΩ
 - After environmental testing: ≤40mΩ
- X1002 H X-XX X-XX XX XX
- ① Series No.
 - ② Category: H-HSG
 - ③ Welding Board Angle: Blank-ordinary
 - ④ Row No.-Pin No.: XX-02P~24P
 - ⑤ Plug the Pin & special No.
 - ⑥ Material: PT-PBT N0-PA66 94V-0
 - ⑦ Color: Blank-natural color
 - ⑧ HF-Halogen Free ; Blank- Halogen

X-ON Electronics

Largest Supplier of Electrical and Electronic Components

Click to view similar products for [Headers & Wire Housings](#) category:

Click to view products by [XKB](#) manufacturer:

Other Similar products are found below :

[95000-104TRLF](#) [10135584-644402LF](#) [DF62W-EP2022PCA](#) [95000-106TRLF](#) [DF62W-2022SCA](#) [DF62W-EP2022PC](#) [2203348](#) [DF62W-2022SC](#) [1084018](#) [1029039](#) [1084017](#) [802-10-012-10-002000](#) [1112640](#) [1112639](#) [891-007-9SS-BST1T](#) [000-34000](#) [0008550134](#) [0009482033](#) [0009507031](#) [57102-F02-18ULF](#) [57102-S06-03LF](#) [57202-S52-04LF](#) [PCN6-15S-2.5E](#) [0039019024](#) [58102-G61-06LF](#) [582553-1](#) [0009485154](#) [0009508121](#) [0022285053](#) [0050291907](#) [018731A](#) [LY20-4P-DT1-P1E-BR](#) [02.125.8002.8](#) [60101931](#) [60598-1 \(Cut Strip\)](#) [M1625-3R/100](#) [61062-3](#) [61082-181009](#) [CSU011177004](#) [636-1427](#) [638009-1](#) [641938-9](#) [641991-4](#) [644168-1](#) [644827-2](#) [647662-1](#) [65039-019ELF](#) [65692-001LF](#) [65781-018](#) [65781-047](#)