

Recommended P.C.B Layout
General Tolerance±0.05

Specifications :

- Voltage rating: 125V AC / DC
- Current rating: 1A AC / DC
- Withstanding voltage: 500V AC/minute
- Temperature range: -25°C~+85°C
- Insulation resistance: ≥100MΩ
- Contact resistance: ≤20mΩ
- After environmental testing: ≤40mΩ

X1002 W V S-XX B-XX XX XX

(01) (02) (03) (04) (05) (06) (07) (08) (09)

- (01) Series No.
- (02) Category: W-wafer
- (03) Welding Board Angle: V-Stright Angle 180°
- (04) Welding Way: S-SMT
- (05) Row No.-Pin No.: XX-02P~20P
- (06) Plug the Pin & Special NO:
B-With ultra-thin and With Lock;
HF-Halgen Free
- (07) Material: 9T-PA9T ; HT-HTN 6T ; 1T-PA10T
- (08) Planting Category:
SN-Bright tin plating 70"Min. ;30" Ni
SW-Matte Tin plating 70"Min. ;30" Ni
- (09) Color: Blank-Natural color

Poles	Dimensions(mm)			Poles	Dimensions(mm)		
	A	B	C		A	B	C
02	1.00	3.70	2.50	12	11.00	13.70	12.50
03	2.00	4.70	3.50	13	12.00	14.70	13.50
04	3.00	5.70	4.50	14	13.00	15.70	14.50
05	4.00	6.70	5.50	15	14.00	16.70	15.50
06	5.00	7.70	6.50	16	15.00	17.70	16.50
07	6.00	8.70	7.50	17	16.00	18.70	17.50
08	7.00	9.70	8.50	18	17.00	19.70	18.50
09	8.00	10.70	9.50	19	18.00	20.70	19.50
10	9.00	11.70	10.50	20	19.00	21.70	20.50
11	10.00	12.70	11.50				

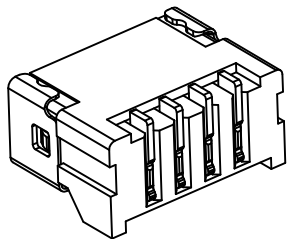
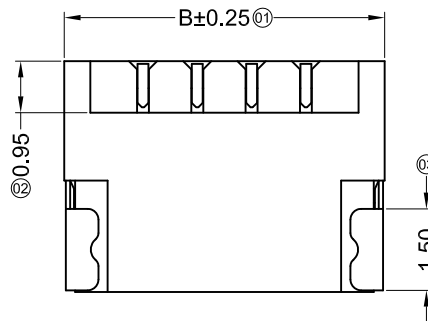
X1002WVS-XXBF-9TSW	PA9T UL 94V-0	Phorphos Brone	Matte Tin Plating	1002H-B
X1002WVS-XXB-1TSW	PA10T UL 94V-0			
X1002WVS-XXB-HTSW	HTN PA6T UL 94V-0		Tin-Plated	
X1002WVS-XXB-9TSW	PA 9T UL 94V-0			
X1002WVS-XXB-9TSN	PA 9T UL 94V-0			
PART NO	Material (Wafer And Cap)	Material (Pin And Solder Tabs)	Finish (Pin And Solder Tabs)	Suitable XKB Terminal

For and on behalf of
XKB INDUSTRIAL PRECISION CO., LIMITED
香港星坤工業精密有限公司

△ X					ANGULAR	± 5°	
△ X					L ≤ 4	± 0.2	
△ X					4 < L ≤ 16	± 0.3	
△ X					16 < L ≤ 63	± 0.4	
MARK					L > 63	± 0.5	
	DESCRIPTION	DATE	REVISED	APPROVED	UNSPECIFIED TOLERANCES		
	REVISIONS				Authorized Signature(s)		

DSND		DATE		SCALE: N/A	MODEL TYPE: X1002WVS-XXB-XXXX		
DWN		DATE		VIEW:	PART NO.:		
CHKD		DATE		UNIT: mm	1.00 mm Crimp Style Connectors		
APPD		DATE		SIZE: A4	DWG NO.:		
					WEIGHT	SHEET	REVISION
					1.0g	1/1	A0

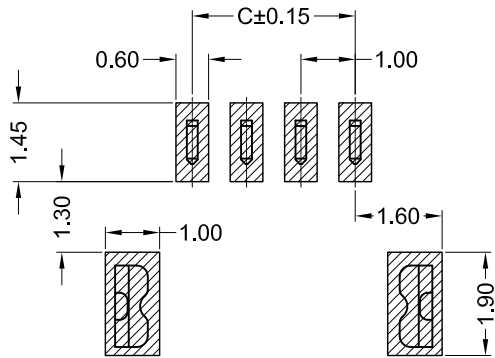
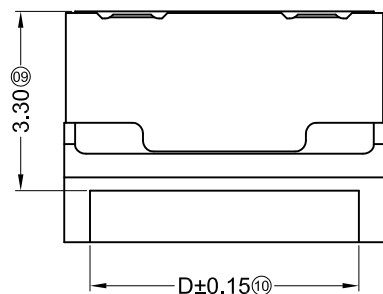
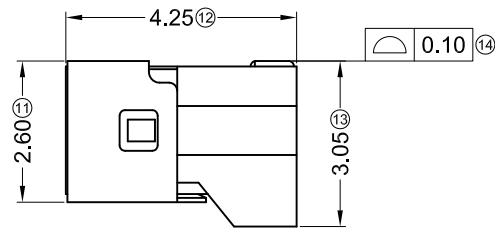
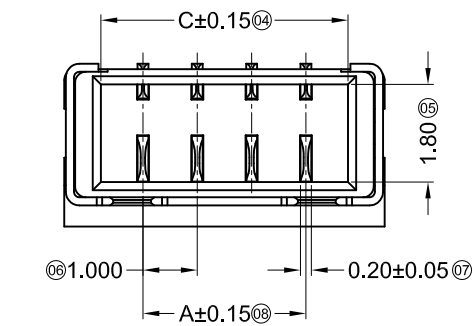
XKB INDUSTRIAL PRECISION CO., LIMITED



- Specifications :**
- Voltage rating: 125V AC / DC
 - Current rating: 1A AC / DC
 - Withstanding voltage: 500V AC/minute
 - Temperature range: -25°C~+85°C
 - Insulation resistance: ≥100MΩ
 - Contact resistance: ≤20mΩ
 - After environmental testing: ≤40mΩ

X1002 W R S-XX BS-LP SW XX

- (1) Series No.
 (2) Category: W-wafer
 (3) Welding Board Angle: R- Right Angle 90°
 (4) Welding Way: S-SMT
 (5) Row No.-Pin No.: XX-Single Row
 (6) Plug the Pin & Special NO:
 B-With ultra-thin and With Lock;
 S-With Shell
 (7) Material: LP-LCP 94V-0
 (8) Planting Category:SW-Matte Tin plating
 (9) Color: Blank-Natural color



Recommended P.C.B Layout
 General Tolerance±0.05

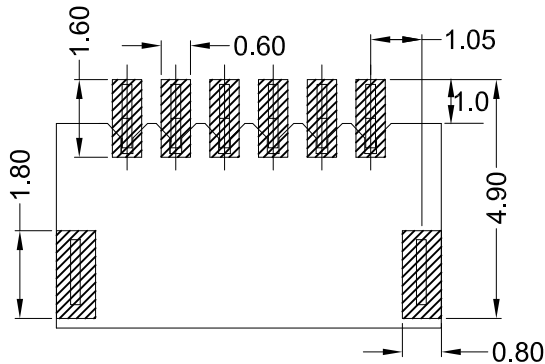
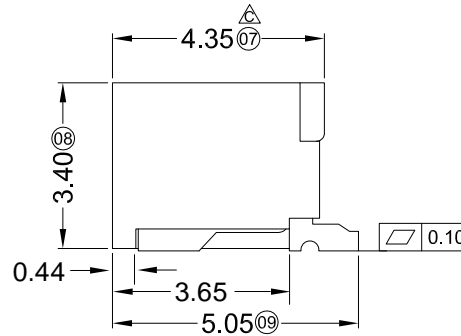
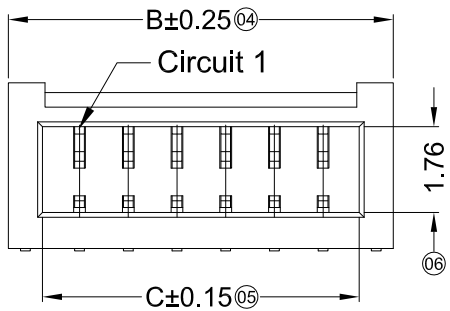
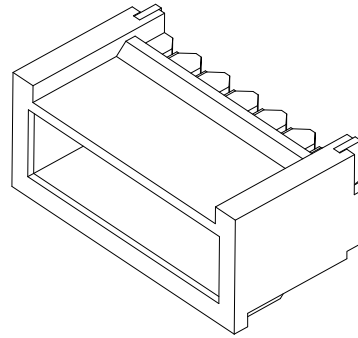
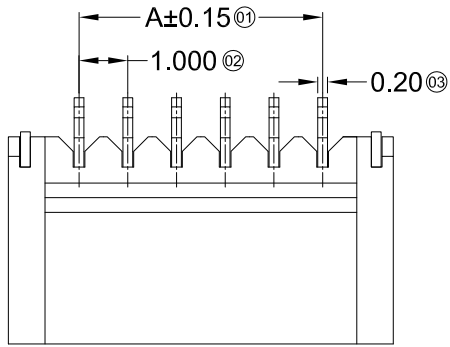
Poles	Dimensions (mm)			
	A	B	C	D
03	2.00	4.90	3.50	3.95
04	3.00	5.90	4.50	4.95
06	5.00	7.90	6.50	6.95
12	11.00	13.90	12.50	12.95

X1002WRS-XXBS-LPSW	LCP 94V-0	Phosphor Bronze	Matte Plating	Alloy Steel	Nickel Plating	1002H-B
PART NO	Material(Wafer)	Material(Pin)	Finish(Pin)	Material(Shell)	Finish(Shell)	Suitable XKB

For and on behalf of
XKB INDUSTRIAL PRECISION CO., LIMITED
 香港星坤工業精密有限公司

△ X					ANGULAR	±5°
△ X					L ≤ 4	±0.2
△ X					4 < L ≤ 16	±0.3
MARK	DESCRIPTION	DATE	REVISED	APPROVED	16 < L ≤ 63	±0.4
					L > 63	±0.5
	REVISIONS				UNSPECIFIED TOLERANCES	

DSND		DATE		SCALE: N/A	MODEL TYPE: X1002WRS-XXBS-LPSW	
DWN		DATE		VIEW:	PART NO.:	
CHKD		DATE		UNIT: mm	1.00 mm Crimp Style Connectors	
APPD		DATE		SIZE: A4	DWG NO.:	
	XKB INDUSTRIAL PRECISION CO., LIMITED			WEIGHT	SHEET	REVISION
				1.0g	1/1	A0



Recommended P.C.B Layout
General Tolerance±0.05

Specifications :

- Voltage rating: 125V AC / DC
- Current rating: 1A AC / DC
- Withstanding voltage: 500V AC/minute
- Temperature range: -25°C~+85°C
- Insulation resistance: ≥100MΩ
- Contact resistance: ≤20mΩ
- After environmental testing: ≤40mΩ

X1002 W R S-XX B HF-XX XX XX

(1) (2) (3) (4) (5) (6) (7) (8) (9) (10)

- (1) Series No.
- (2) Category: W-wafer
- (3) Welding Board Angle: R- Right Angle 90°
- (4) Welding Way: S-SMT
- (5) Row No.-Pin No.: XX-02P~20P
- (6) Plug the Pin & Special NO.: B-Ultra-thin With Lock
- (7) HF-Halogen Free
- (8) Material: 9T-PA9T ; 1T-PA10T ; HT-HTN 6T 94V-0
- (9) Planting Category:
SN-Bright tin plating 70" Min. ;30" Ni Min.
SW-Matte Tin plating 70" Min. ;30" Ni Min.
- (10) Color: Blank-Natural color

Poles	Dimensions (mm)			Poles	Dimensions (mm)		
	A	B	C		A	B	C
02	1.00	3.90	2.50	12	11.00	13.90	12.50
03	2.00	4.90	3.50	13	12.00	14.90	13.50
04	3.00	5.90	4.50	14	13.00	15.90	14.50
05	4.00	6.90	5.50	15	14.00	16.90	15.50
06	5.00	7.90	6.50	16	15.00	17.90	16.50
07	6.00	8.90	7.50	17	16.00	18.90	17.50
08	7.00	9.90	8.50	18	17.00	19.90	18.50
09	8.00	10.90	9.50	19	18.00	20.90	19.50
10	9.00	11.90	10.50	20	19.00	21.90	20.50
11	10.00	12.90	11.50				

PART NO	Material	Material (Pin And Solder Tabs)	Finish (Pin And Solder Tabs)
X1002WRS-XXBHF-9TSW	PA9T UL 94V-0 (Halogen Free)	Phorpos Bronze	Matte Tin Plating
X1002WRS-XXB-1TSW	PA 10T UL 94V-0		
X1002WRS-XXB-HTSW	HTN 6T UL 94V-0		
X1002WRS-XXB-9TSW	PA9T UL 94V-0		
X1002WRS-XXB-9TSN	PA 9T UL 94V-0		

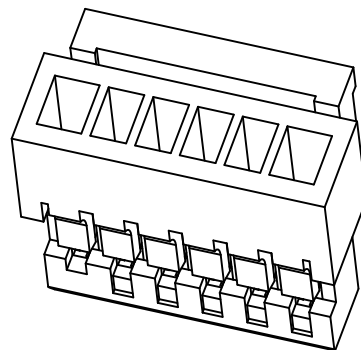
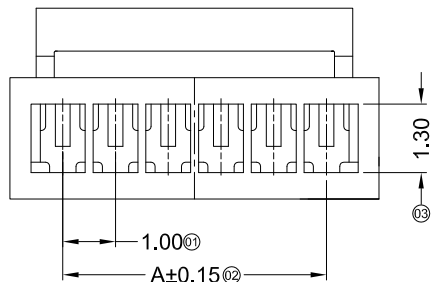
For and on behalf of
XKB INDUSTRIAL PRECISION CO., LIMITED
香港星坤工業精密有限公司

MARK	DESCRIPTION	DATE	REVISED	APPROVED	UNSPECIFIED TOLERANCES
△ X					ANGULAR ±5°
△ X					L ≤ 4 ±0.2
△ X					4 < L ≤ 16 ±0.3
					16 < L ≤ 63 ±0.4
					L > 63 ±0.5

DSND	DATE	SCALE: N/A	MODEL TYPE: X1002WRS-XXB-XXSW
DWN	DATE	VIEW:	PART NO.:
CHKD	DATE	UNIT: mm	1.00 mm Crimp Style Connectors
APPD	DATE	SIZE: A4	DWG NO.:
			WEIGHT 1.0g
			SHEET 1/1
			REVISION A0

Authorized Signature(s)

XKB INDUSTRIAL PRECISION CO., LIMITED



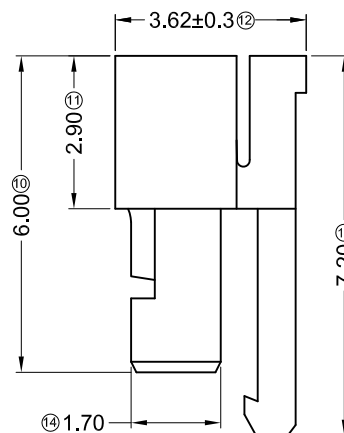
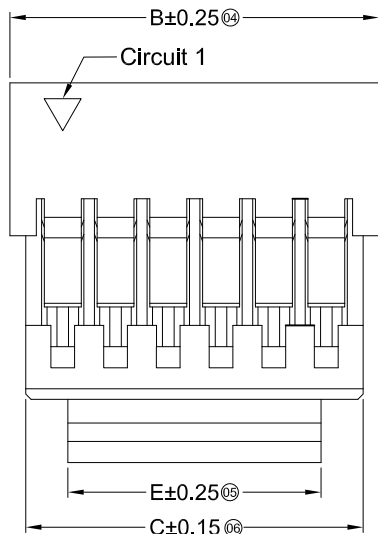
Specifications :

- Voltage rating: 125 AC / DC
- Current rating: 1A AC / DC
- Withstanding voltage: 500V AC/minute
- Temperature range: -25°C~+85°C
- Insulation resistance: ≥100MΩ
- Contact resistance: ≤20mΩ
- After environmental testing: ≤40mΩ

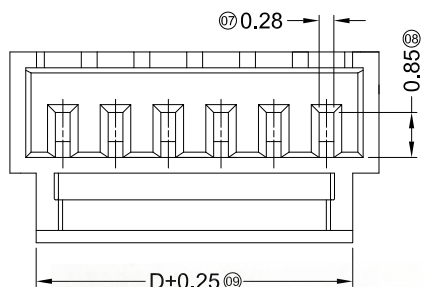
X1002 H -XX B4-N0 XX HF

(1) (2) (3) (4) (5) (6) (7)

- (1) Series No.
- (2) Category: H-HSG
- (3) Row No.-Pin No.: XX-02P~20P
- (4) Plug the Pin & special No.:
B4-Ultra-thin hook, 6.00mm
- (5) Material: N0-PA66 94V-0
- (6) Color: Blank-Natural Color
- (7) HF-Halogen Free



Poles	Dimensions(mm)				
	A	B	C	D	E
06	5.00	7.00	6.40	6.00	4.80
07	6.00	8.00	7.40	6.00	4.80
08	7.00	9.00	8.40	6.00	4.80
09	8.00	10.00	9.40	6.00	4.80
10	9.00	11.00	10.40	6.00	4.80
11	10.00	12.00	11.40	6.00	4.80
12	11.00	13.00	12.40	6.00	4.80
13	12.00	14.00	13.40	6.00	4.80
14	13.00	15.00	14.40	6.00	4.80
15	14.00	16.00	15.40	6.00	4.80
16	15.00	17.00	16.40	6.00	4.80
17	16.00	18.00	17.40	6.00	4.80
18	17.00	19.00	18.40	6.00	4.80
19	18.00	20.00	19.40	6.00	4.80
20	19.00	21.00	20.40	6.00	4.80



X1002H-XXB4-N0HF	PA66 UL 94V-0 Halogen Free	1002T-A	1002W
PART NO	Material	Suitable XKB Terminal	Suitable XKB

For and on behalf of
XKB INDUSTRIAL PRECISION CO., LIMITED
香港星坤工業精密有限公司

△ X					ANGULAR	±5°
△ X					L ≤ 4	±0.2
△ X					4 < L ≤ 16	±0.3
MARK	DESCRIPTION	DATE	REVISED	APPROVED	16 < L ≤ 63	±0.4
					L > 63	±0.5

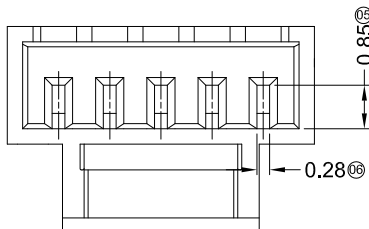
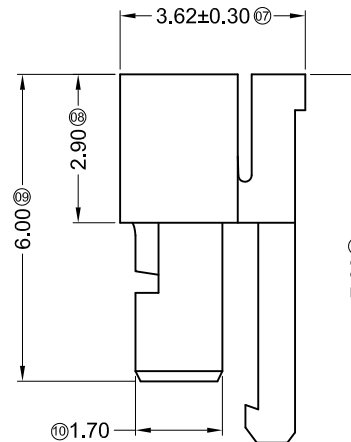
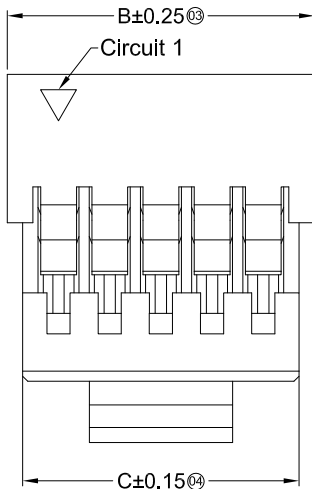
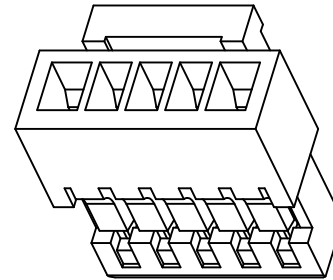
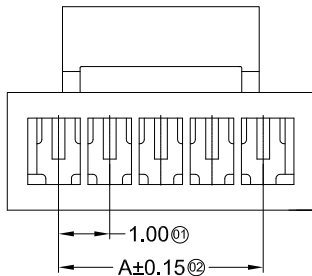
DSND	DATE	SCALE: N/A	MODEL TYPE: X1002H-XXB4-N0HF
DWN	DATE	VIEW:	PART NO.:
CHKD	DATE	UNIT: mm	1.00 mm Crimp Style Connectors
APPD	DATE	SIZE: A4	DWG NO.:

REVISIONS
 Authorized Signature(s)

UNSPECIFIED TOLERANCES

XKB INDUSTRIAL PRECISION CO., LIMITED

WEIGHT	SHEET	REVISION
1.0g	1/1	A0



Specifications :

- Voltage rating: 125 AC / DC
- Current rating: 1A AC / DC
- Withstanding voltage: 500V AC/minute
- Temperature range: -25°C~+85°C
- Insulation resistance: ≥100MΩ
- Contact resistance: ≤20mΩ
- After environmental testing: ≤40mΩ

X1002 H -XX B2-N0 XX HF

① ② ③ ④ ⑤ ⑥ ⑦

- ① Series No.
- ② Category: H-HSG
- ③ Row No.-Pin No.: XX-02P~20P
- ④ Plug the Pin & special No.: B2-Ultra-thin hook
- ⑤ Material: N0-PA66 94V-0
- ⑥ Color: Blank-Natural Color
- ⑦ HF-Halogen Free

Poles	Dimensions(mm)			Poles	Dimensions(mm)		
	A	B	C		A	B	C
02	1.00	3.00	2.40	12	11.00	13.00	12.40
03	2.00	4.00	3.40	13	12.00	14.00	13.40
04	3.00	5.00	4.40	14	13.00	15.00	14.40
05	4.00	6.00	5.40	15	14.00	16.00	15.40
06	5.00	7.00	6.40	16	15.00	17.00	16.40
07	6.00	8.00	7.40	17	16.00	18.00	17.40
08	7.00	9.00	8.40	18	17.00	19.00	18.40
09	8.00	10.00	9.40	19	18.00	20.00	19.40
10	9.00	11.00	10.40	20	19.00	21.00	20.40
11	10.00	12.00	11.40				

X1002H-XXB2-N0	PA66 UL 94V-0	1002T-A	1002W
X1002H-XXB2-N0HF	PA66 UL 94V-0 Halogen Free	1002T-A	1002W
PART NO	Material	Suitable XKB Terminal	Suitable K B

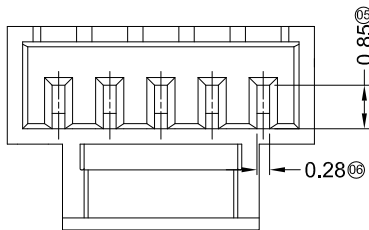
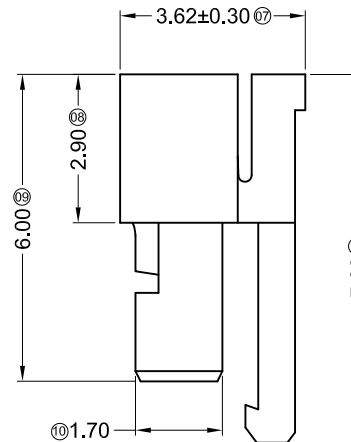
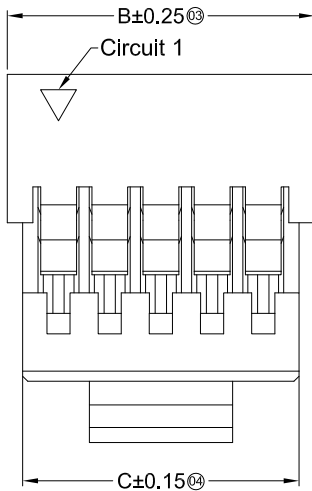
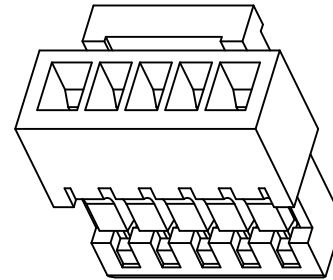
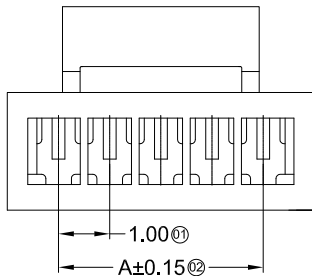
For and on behalf of
XKB INDUSTRIAL PRECISION CO., LIMITED
香港星坤工業精密有限公司

MARK	DESCRIPTION	DATE	REVISED	APPROVED	UNSPECIFIED TOLERANCES
△ X					ANGULAR ±5°
△ X					L ≤ 4 ±0.2
△ X					4 < L ≤ 16 ±0.3
					16 < L ≤ 63 ±0.4
					L > 63 ±0.5

DSND	DATE	SCALE: N/A	MODEL TYPE: X1002H-XXB2-N0HF
DWN	DATE	VIEW:	PART NO.:
CHKD	DATE	UNIT: mm	1.00 mm Crimp Style Connectors
APPD	DATE	SIZE: A4	DWG NO.:
			WEIGHT 1.0g
			SHEET 1/1
			REVISION A0

REVISIONS
 Authorized Signature(s)

XKB INDUSTRIAL PRECISION CO., LIMITED



Specifications :

- Voltage rating: 125 AC / DC
- Current rating: 1A AC / DC
- Withstanding voltage: 500V AC/minute
- Temperature range: -25°C~+85°C
- Insulation resistance: ≥100MΩ
- Contact resistance: ≤20mΩ
- After environmental testing: ≤40mΩ

X1002 H -XX B-N0 XX HF

(1) (2) (3) (4) (5) (6) (7)

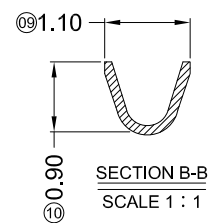
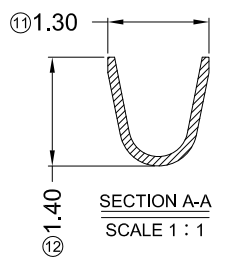
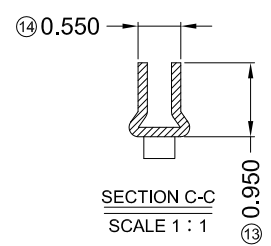
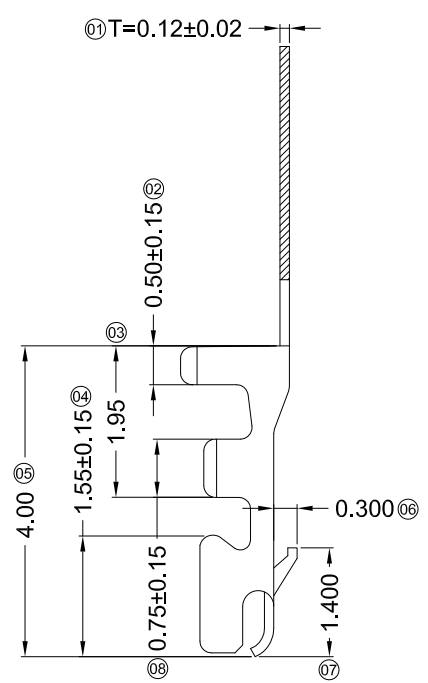
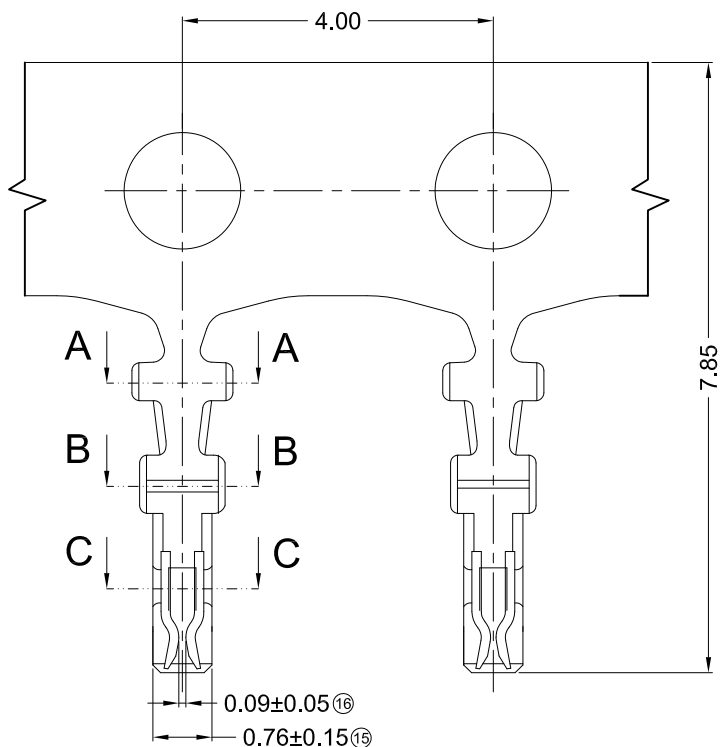
- (1) Series No.
- (2) Category: H-HSG
- (3) Row No.-Pin No.: XX-02P~20P
- (4) Plug the Pin & special No.: B-Ultra-thin hook
- (5) Material: N0-PA66 94V-0
- (6) Color: Blank-Natural Color
- HF-Halogen Free

Poles	Dimensions(mm)			Poles	Dimensions(mm)		
	A	B	C		A	B	C
02	1.00	3.00	2.40	12	11.00	13.00	12.40
03	2.00	4.00	3.40	13	12.00	14.00	13.40
04	3.00	5.00	4.40	14	13.00	15.00	14.40
05	4.00	6.00	5.40	15	14.00	16.00	15.40
06	5.00	7.00	6.40	16	15.00	17.00	16.40
07	6.00	8.00	7.40	17	16.00	18.00	17.40
08	7.00	9.00	8.40	18	17.00	19.00	18.40
09	8.00	10.00	9.40	19	18.00	20.00	19.40
10	9.00	11.00	10.40	20	19.00	21.00	20.40
11	10.00	12.00	11.40				

X1002H-XXB-N0	PA66 UL 94V-0	1002T-A	1002W
X1002H-XXB-N0HF	PA66 UL 94V-0 Halogen Free	1002T-A	1002W
PART NO	Material	Suitable XKB Terminal	Suitable XKB

For and on behalf of
XKB INDUSTRIAL PRECISION CO., LIMITED
香港星坤工業精密有限公司

MARK	DESCRIPTION	DATE	REVISED	APPROVED	UNSPECIFIED TOLERANCES	DSND	DATE	SCALE: N/A	MODEL TYPE: X1002H-XXB-N0HF		
△ X					ANGULAR ±5°	DWN	DATE	VIEW:	PART NO.:		
△ X					L ≤ 4 ±0.2	CHKD	DATE	UNIT: mm	1.00 mm Crimp Style Connectors		
△ X					4 < L ≤ 16 ±0.3	APPD	DATE	SIZE: A4	DWG NO.:		
					16 < L ≤ 63 ±0.4						
					L > 63 ±0.5						
REVISIONS						XKB INDUSTRIAL PRECISION CO., LIMITED			WEIGHT	SHEET	REVISION
Authorized Signature(s)						1.0g	1/1	A0			



- Specifications :
- Voltage rating: 125V AC / DC
 - Current rating: 1A AC / DC
 - Withstanding voltage: 500V AC/minute
 - Temperature range: -25°C~+85°C
 - Insulation resistance: ≥100MΩ
 - Contact resistance: ≤20mΩ
 - After environmental testing: ≤40mΩ

X1002 T X-P XX X

- ① Series Number
 ② Category: T-terminal
 ③ Shape: Blank-ordinary
 ④ Material: P-Phosphor bronze
 ⑤ Plating Style:
 V01-All Gold Flash
 SN-Bright tin plating 70u" ; 30u" Ni
 SN2-50u" Ni Min, 120u" Tin Min
 ⑥ Plating method: Blank-Stamping before plating

X1002T-PSN2	Phospho Bronze	AWG#28-32	0.92mm	Stamping Before Plating:50u" Min Ni ; 120u"Sn Min	1002H-A, 1002H-B
X1002T-PV01				Stamping Before Plating:30u" Ni ; Whole Gold :Gold Flash	
X1002T-PSN				Stamping Before Plating:30u" Ni ; 70u"Sn	
PART NO	Material	Wire Range	Insulation O.D.	Finish	Suitable XKB Terminal

For and on behalf of
XKB INDUSTRIAL PRECISION CO., LIMITED
 香港星坤工業精密有限公司

△ X					ANGULAR	±5°
△ X					L ≤ 4	±0.2
△ X					4 < L ≤ 16	±0.3
MARK	DESCRIPTION	DATE	REVISED	APPROVED	16 < L ≤ 63	±0.4
					L > 63	±0.5
REVISIONS					UNSPECIFIED TOLERANCES	

DSND		DATE		SCALE: N/A	MODEL TYPE:	
DWN		DATE		VIEW:	1.00 mm Crimp Style Connectors	
CHKD		DATE		UNIT: mm	PART NO.:	
APPD		DATE		SIZE: A4	X1002T-PXX	
					DWG NO.:	
				WEIGHT	SHEET	REVISION
				1.0g	1/1	A0

XKB INDUSTRIAL PRECISION CO., LIMITED

X-ON Electronics

Largest Supplier of Electrical and Electronic Components

Click to view similar products for [Headers & Wire Housings](#) category:

Click to view products by [XKB](#) manufacturer:

Other Similar products are found below :

[95000-104TRLF](#) [10135584-644402LF](#) [DF62W-EP2022PCA](#) [95000-106TRLF](#) [DF62W-2022SCA](#) [DF62W-EP2022PC](#) [2203348](#) [DF62W-2022SC](#) [1084018](#) [1029039](#) [1084017](#) [802-10-012-10-002000](#) [1112640](#) [1112639](#) [891-007-9SS-BST1T](#) [000-34000](#) [0008550134](#) [0009482033](#) [0009507031](#) [57102-F02-18ULF](#) [57102-S06-03LF](#) [57202-S52-04LF](#) [PCN6-15S-2.5E](#) [0039019024](#) [58102-G61-06LF](#) [582553-1](#) [0009485154](#) [0009508121](#) [0022285053](#) [0050291907](#) [018731A](#) [LY20-4P-DT1-P1E-BR](#) [02.125.8002.8](#) [60101931](#) [60598-1 \(Cut Strip\)](#) [M1625-3R/100](#) [61062-3](#) [61082-181009](#) [CSU011177004](#) [636-1427](#) [638009-1](#) [641938-9](#) [641991-4](#) [644168-1](#) [644827-2](#) [647662-1](#) [65039-019ELF](#) [65692-001LF](#) [65781-018](#) [65781-047](#)