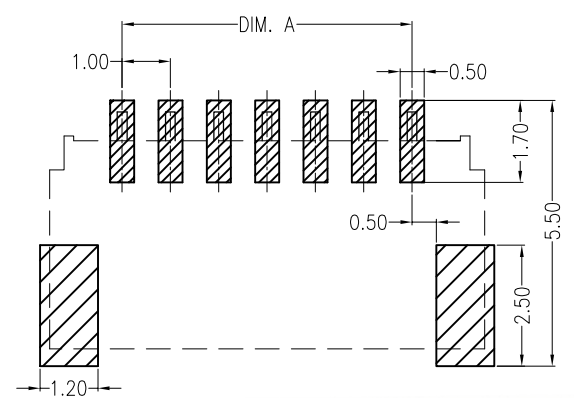
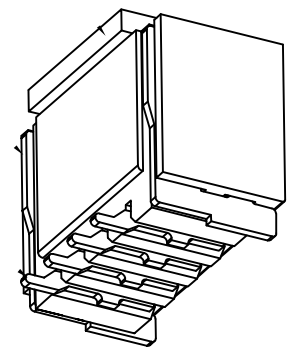
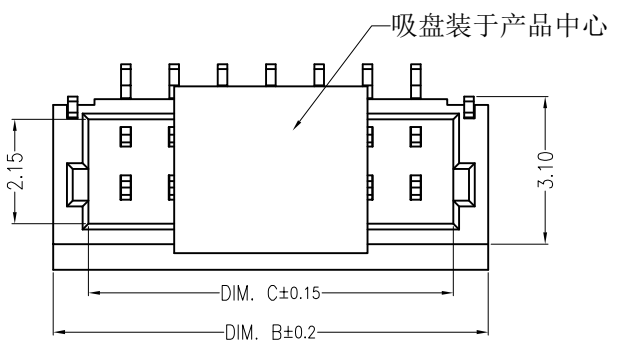


- Specifications :**
- Voltage rating: 50V AC / DC
 - Current rating: 1A AC / DC
 - Withstanding voltage: 500V AC/minute
 - Temperature range: -25°C~+85°C
 - Insulation resistance: $\geq 100\text{M}\Omega$
 - Contact resistance: $\leq 20\text{m}\Omega$
 - After environmental testing: $\leq 40\text{m}\Omega$

X1002 W V S-XX L-LPSN XX
 ① ② ③ ④ ⑤ ⑥ ⑦ ⑧ ⑨

- ① Series No.
- ② Category: W-wafer
- ③ Welding Board Angle: V-180°
- ④ Welding Way: S-SMT
- ⑤ Row No.-Pin No.: XX-Single row
- ⑥ Plug the Pin & Special NO.: L-With Lock
- ⑦ Material: LP-LCP 94V-0
- ⑧ Planting Category: SN-Bright tin plating
- ⑨ Color: Blank-natural color



Poles	Dimensions(mm)			Poles	Dimensions(mm)		
	A	B	C		A	B	C
02	1.00	4.00	2.50	10	9.00	12.00	10.50
03	2.00	5.00	3.50	11	10.00	13.00	11.50
04	3.00	6.00	4.50	12	11.00	14.00	12.50
05	4.00	7.00	5.50	13	12.00	15.00	13.50
06	5.00	8.00	6.50	14	13.00	16.00	14.50
07	6.00	9.00	7.50	15	14.00	17.00	15.50
08	7.00	10.00	8.50	16	15.00	18.00	16.50
09	8.00	11.00	9.50	20	19.00	22.00	20.50

X1002WVS-XXL-HF-LPSN	Nylon 46 UL 94V-0	Brass	Tin-Plated	X1002H-L
PART NO	Material	Material(Pin And Solder Tabs)	Finlsh(Pin And Solder Tabs)	Suitable XKB Terminal

Recommend PCB Layout
 for and on behalf of
XKB INDUSTRIAL PRECISION CO., LIMITED
香港星坤工業精密有限公司

DSND	DATE	SCALE: N/A	MODEL TYPE: X1002WVS-XXL-HF-LPSN
DWN	DATE	VIEW:	PART NO.:
CHKD	DATE	UNIT: mm	1.00mm Crimp Style Connectors
APPD	DATE	SIZE: A4	DWG NO.:
UNSPECIFIED TOLERANCES			WEIGHT
XKB INDUSTRIAL PRECISION CO., LIMITED			SHEET
			REVISION
			1.0g
			1/1
			A0

MARK	DESCRIPTION	DATE	REVISED	APPROVED	REVISIONS
△ X					ANGULAR ±5°
△ X					L ≤ 4 ±0.2
△ X					4 < L ≤ 16 ±0.3
					16 < L ≤ 63 ±0.4
					L > 63 ±0.5

Authorized Signature(s)

X-ON Electronics

Largest Supplier of Electrical and Electronic Components

Click to view similar products for [Headers & Wire Housings](#) category:

Click to view products by [XKB](#) manufacturer:

Other Similar products are found below :

[95000-104TRLF](#) [10135584-644402LF](#) [DF62W-EP2022PCA](#) [95000-106TRLF](#) [DF62W-2022SCA](#) [DF62W-EP2022PC](#) [2203348](#) [DF62W-2022SC](#) [1084018](#) [1029039](#) [1084017](#) [802-10-012-10-002000](#) [1112640](#) [1112639](#) [891-007-9SS-BST1T](#) [000-34000](#) [0008550134](#) [0009482033](#) [0009507031](#) [57102-F02-18ULF](#) [57102-S06-03LF](#) [57202-S52-04LF](#) [PCN6-15S-2.5E](#) [0039019024](#) [58102-G61-06LF](#) [582553-1](#) [0009485154](#) [0009508121](#) [0022285053](#) [0050291907](#) [018731A](#) [LY20-4P-DT1-P1E-BR](#) [02.125.8002.8](#) [60101931](#) [60598-1 \(Cut Strip\)](#) [M1625-3R/100](#) [61062-3](#) [61082-181009](#) [CSU011177004](#) [636-1427](#) [638009-1](#) [641938-9](#) [641991-4](#) [644168-1](#) [644827-2](#) [647662-1](#) [65039-019ELF](#) [65692-001LF](#) [65781-018](#) [65781-047](#)