

1 2 3 4 5 6 7 8

A

B

C

D

E

F

A

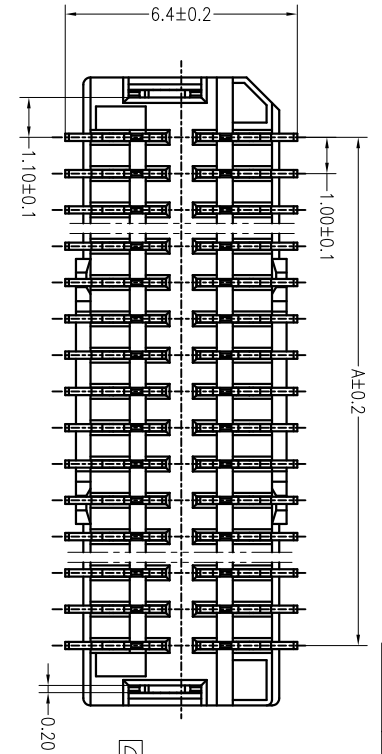
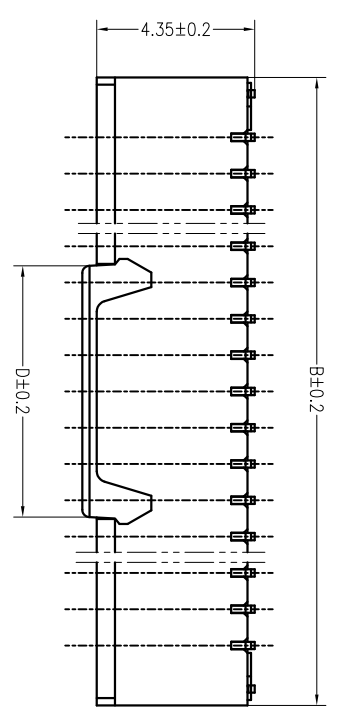
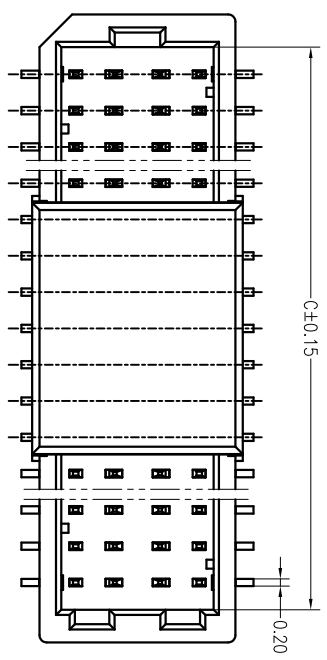
B

C

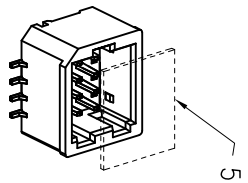
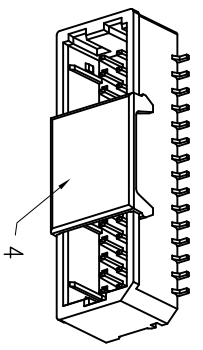
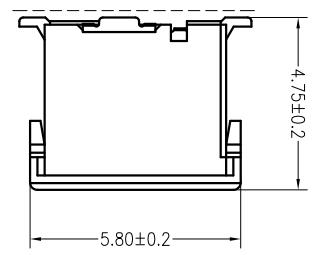
D

E

F



□ 0.12



◆ SPECIFICATIONS

0 1 1 ^) o A a a * K F O A O Z O O
 X [c a e ^ A a a * K E X A O E O O
 V ^ {] ^ i a e : ^ A a a * ^ K F E T } O A / E i } O
 Q * } a a } A ^ . a c a } & K F E T Min.
 Y a o c a } a a * A [c a e ^ A a a * K E X A O E A a ~ c E
 O [} a a o A ^ . a c a } & K F E T Ω Max.

X1011W V S-2*XX-9TXX

① ② ③ ④ ⑤ ⑥ ⑦

- ① Series No.
- ② Category: W-wafer
- ③ Welding Board Angle: V-180°
- ④ Welding Way: S-SMT
- ⑤ Row No.-Pin No.: 2*02P-2*25P
- ⑥ Material: 9T:PA9T 94-V0
- ⑦ Planting Category: SN-Bright tin plating
V01-All Gold Flash

| Poles | Dimensions(mm) | | | Poles | Dimensions(mm) | | |
|-------|----------------|-------|------|-------|----------------|-------|------|
| | A | B | C | | A | B | C |
| 2*02 | 1.00 | 4.30 | 2.5 | 2*14 | 13.0 | 16.30 | 14.5 |
| 2*03 | 2.00 | 5.30 | 3.5 | 2*15 | 14.0 | 17.30 | 15.5 |
| 2*04 | 3.00 | 6.30 | 4.5 | 2*16 | 15.0 | 18.30 | 16.5 |
| 2*05 | 4.00 | 7.30 | 5.5 | 2*18 | 17.0 | 20.30 | 18.5 |
| 2*06 | 5.00 | 8.30 | 6.5 | 2*20 | 19.0 | 22.30 | 20.5 |
| 2*08 | 7.00 | 10.30 | 8.5 | 2*25 | 24.0 | 27.30 | 25.5 |
| 2*10 | 9.00 | 12.30 | 10.5 | | | | |
| 2*11 | 10.00 | 13.30 | 11.5 | | | | |
| 2*12 | 11.00 | 14.30 | 12.5 | | | | |

| | | | | |
|---------------------|---------------|-------------------------------|---------------------------|---------------------|
| X1011WVS-2*XX-9TV01 | PA9T UL 9V-V0 | Phosphor Bronze | Gold-Flash | X1011H |
| X1011WVS-2*XX-9TSN | PA9T UL 9V-V0 | Phosphor Bronze | TIN-Plated | |
| PART NO | Material | Material(Pin And Solder Tabs) | Flntsh(PhAnd Solder Tabs) | Suitable XKB Termia |

For and on behalf of
XKB INDUSTRIAL PRECISION CO., LIMITED
 香港星坤工業精密有限公司

| | | | | |
|------|-------------|----------|------------------------|-------|
| △ X | | | ANGULAR | ± 5° |
| △ X | | | L ≤ 4 | ± 0.2 |
| △ X | | | 4 < L ≤ 16 | ± 0.3 |
| △ X | | | 16 < L ≤ 63 | ± 0.4 |
| MARK | | | L > 63 | ± 0.5 |
| | DESCRIPTION | APPROVED | UNSPECIFIED TOLERANCES | |
| | REVISIONS | | | |

| | | | |
|---------------------------------------|------|------------|----------------------------------|
| DSND | DATE | SCALE: N/A | MODEL TYPE: X1011WVS-XX-9TV01 |
| DWN | DATE | VIEW: | PART NO.: |
| CHKD | DATE | UNIT: mm | 1.00mm Crimp Style Connectors |
| APPD | DATE | SIZE: A4 | DWG NO.: |
| XKB INDUSTRIAL PRECISION CO., LIMITED | | | WEIGHT 1.0g |
| | | | SHEET 1/1 |
| | | | REVISION A0 |

X-ON Electronics

Largest Supplier of Electrical and Electronic Components

Click to view similar products for [Headers & Wire Housings](#) category:

Click to view products by [XKB](#) manufacturer:

Other Similar products are found below :

[95000-104TRLF](#) [10135584-644402LF](#) [DF62W-EP2022PCA](#) [95000-106TRLF](#) [DF62W-2022SCA](#) [DF62W-EP2022PC](#) [2203348](#) [DF62W-2022SC](#) [1084018](#) [1029039](#) [1084017](#) [802-10-012-10-002000](#) [1112640](#) [1112639](#) [891-007-9SS-BST1T](#) [000-34000](#) [0008550134](#) [0009482033](#) [0009507031](#) [57102-F02-18ULF](#) [57102-S06-03LF](#) [57202-S52-04LF](#) [PCN6-15S-2.5E](#) [0039019024](#) [58102-G61-06LF](#) [582553-1](#) [0009485154](#) [0009508121](#) [0022285053](#) [0050291907](#) [018731A](#) [LY20-4P-DT1-P1E-BR](#) [02.125.8002.8](#) [60101931](#) [60598-1 \(Cut Strip\)](#) [M1625-3R/100](#) [61062-3](#) [61082-181009](#) [CSU011177004](#) [636-1427](#) [638009-1](#) [641938-9](#) [641991-4](#) [644168-1](#) [644827-2](#) [647662-1](#) [65039-019ELF](#) [65692-001LF](#) [65781-018](#) [65781-047](#)