

For and on behalf of
XKB INDUSTRIAL PRECISION CO., LIMITED
 香港星坤工業精密有限公司

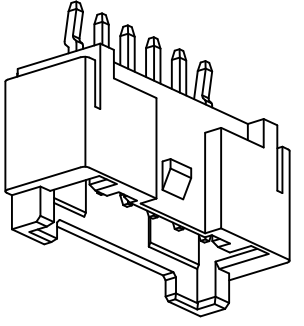
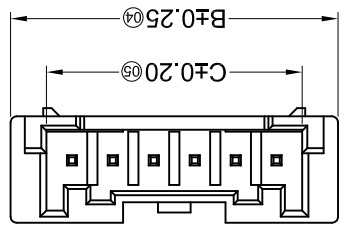
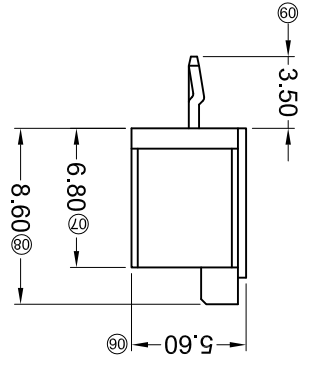
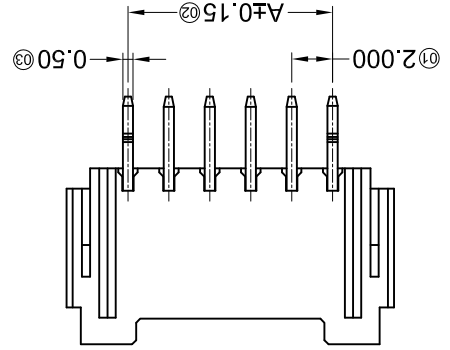
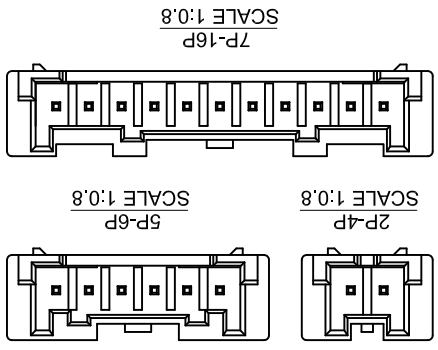
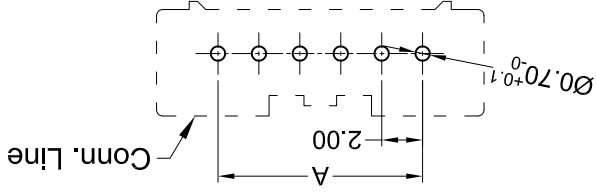
MARK	DESCRIPTION	DATE	REVISED	APPROVED	UNSPECIFIED TOLERANCES
△ X					$L > 63$ ± 0.5
△ X					$16 < L \leq 63$ ± 0.4
△ X					$4 < L \leq 16$ ± 0.3
△ X					$L \leq 4$ ± 0.2
					ANGULAR $\pm 5^\circ$

REVISIONS
 Authorized Signature(s)

DSND	DATE	SCALE: N/A	MODEL TYPE: X2000WV-XX-9T-SN
DWN	DATE	VIEW:	PART NO.:
CHKD	DATE	UNIT: mm	2.00mm Crimp Style Connector
APPD	DATE	SIZE: A4	DWG NO.:
WEIGHT	1.0g	SHEET	1/1
REVISION	AO		

XKB INDUSTRIAL PRECISION CO., LIMITED

Recommended P.C.B Layout
 General Tolerance ± 0.05



PART NO	Material	Material(Pin)	Finish(Pin)	Suitable XKB Terminal
X2000WV-XX-9T-SN	PA9T UL 94V-0	Brass	Tin-Plated	X2000H

Poles	Dimensions (mm)			C	Poles	Dimensions (mm)		
	A	B	C			A	B	C
02	2.00	8.00	4.50	10	18.00	24.00	20.50	
03	4.00	10.00	6.50	11	20.00	26.00	22.50	
04	6.00	12.00	8.50	12	22.00	28.00	24.50	
05	8.00	14.00	10.50	13	24.00	30.00	26.50	
06	10.00	16.00	12.50	14	26.00	32.00	28.50	
07	12.00	18.00	14.50	15	28.00	34.00	30.50	
08	14.00	20.00	16.50	16	30.00	36.00	32.50	
09	16.00	22.00	18.50					

- ① Series No.
- ② Category: W-WAFER
- ③ Welding Board Angle: V-Stright 180°;
- ④ Welding Way: Blank-DIP
- ⑤ Row No.-Pin No.: XX-02P~16P
- ⑥ Plug the Pin & Special No.: With kink
- ⑦ Material: 9T -PA9T 94V-0
- ⑧ Plating Category: SN-Bright Tin Plating
- ⑨ Color: Blank-Natural Color

X2000 W V X-XX X -9T SN XX
 ① ② ③ ④ ⑤ ⑥ ⑦ ⑧ ⑨

- Specifications :
- Voltage rating: 250V AC / DC
- Current rating: 3A AC / DC
- Withstanding voltage: 800V AC/minute
- Temperature range: -25°C~+85°C
- Insulation resistance: $\geq 1000M\Omega$
- Contact resistance: $\leq 10m\Omega$
- After environmental testing: $\leq 20m\Omega$

For and on behalf of
XKB INDUSTRIAL PRECISION CO., LIMITED
 香港星坤工業精密有限公司
 REVISIONS (Unauthorized Signatures)

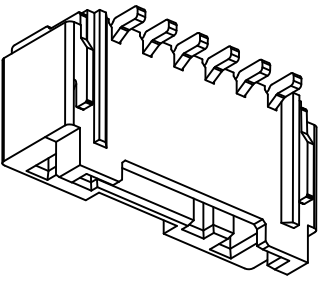
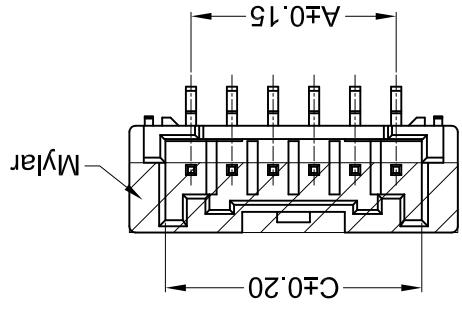
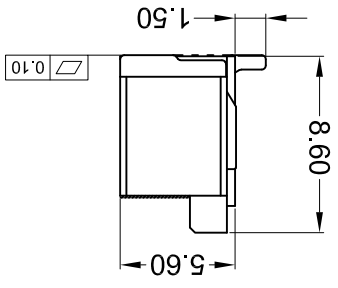
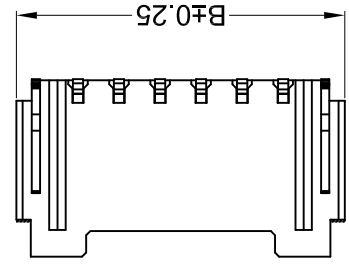
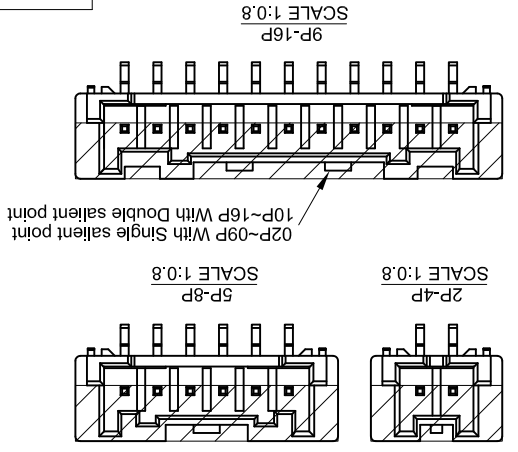
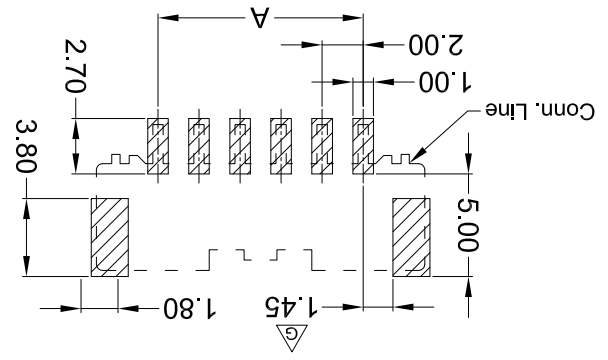
MARK	DESCRIPTION	DATE	REVISED	APPROVED	UNSPECIFIED TOLERANCES
△ X					L > 63
△ X					16 < L ≤ 63
△ X					4 < L ≤ 16
△ X					L ≤ 4
					ANGULAR
					±5°

REVISION	SHEET	WEIGHT	DATE	DATE	DATE	DATE	DATE
A0	1/1	1.0g					

XKB INDUSTRIAL PRECISION CO., LIMITED

DSND	SCALE: N/A	VIEW:	UNIT: mm	SIZE: A4
DWN	MODEL TYPE: X2000W/S-XX-9TXX	PART NO.:	DWG NO.:	
CHKD				
APPD				

Recommended P.C.B Layout
 General Tolerance±0.05



PART NO	Material	Material (Pfn)	Finish (Pfn)	Material (Solder Tabs)	Finish (Solder Tabs)	Mates With	
						Mates With	Housing
X2000W/S-XX-9T9SW	PA9T UL 94V-0	Brass	Matte TIn	Brass	TIn Plating	Mates With	X2000H
X2000W/S-XX-9T9SN	PA9T UL 94V-0	Brass	Matte TIn	Brass	TIn Plating	Mates With	X2000H

Poles	Dimensions (mm)		Poles	Dimensions (mm)	
	A	B		A	B
02	2.00	8.00	10	18.00	24.00
03	4.00	10.00	11	20.00	26.00
04	6.00	12.00	12	22.00	28.00
05	8.00	14.00	13	24.00	30.00
06	10.00	16.00	14	26.00	32.00
07	12.00	18.00	15	28.00	34.00
08	14.00	20.00	16	30.00	36.00
09	16.00	22.00	18.50	32.50	38.50

- ① Series No. X2000 W V S-XX X-9T XX XX
- ② Category: W-WAFER
- ③ Welding Board Angle: V-Stright 180°
- ④ Welding Way: S-SMT
- ⑤ Row No.-Pin No.: XX-02P~16P
- ⑥ Plug the Pin & Special No.
- ⑦ Material: 9T -PA9T 94V-0
- ⑧ Plating Category: SN-Bright Tin ; SW-Matte Tin
- ⑨ Color : Blank-Natural Color

- Specifications :
- Voltage rating: 250V AC / DC
 - Current rating: 3A AC / DC
 - Withstanding voltage: 800V AC/minute
 - Temperature range: -25°C~+85°C
 - Insulation resistance: ≥1000MΩ
 - Contact resistance: ≤10mΩ
 - After environmental testing: ≤20mΩ

For and on behalf of
XKB INDUSTRIAL PRECISION CO., LIMITED
 香港星坤工業精密有限公司

REVISIONS
 Authorized Signatures(s)

MARK	DESCRIPTION	DATE	REVISED	APPROVED	UNSPECIFIED TOLERANCES
△ X					±0.5
△ X					16 > L ≤ 63
△ X					4 < L ≤ 16
△ X					L ≤ 4
					ANGULAR
					±5°

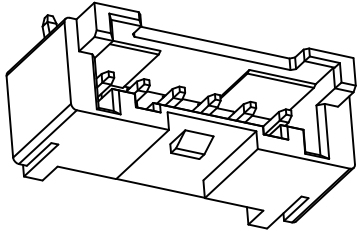
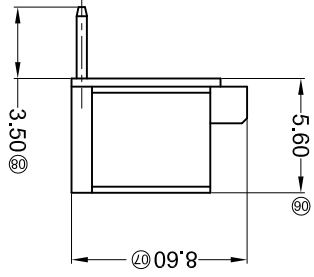
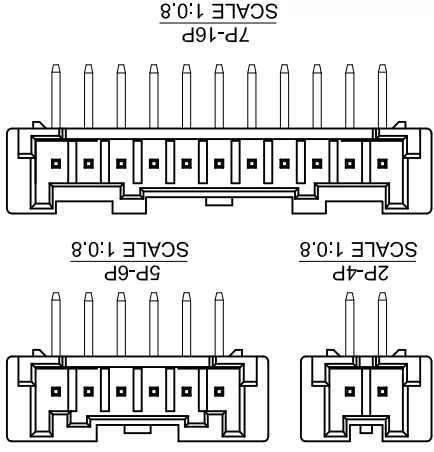
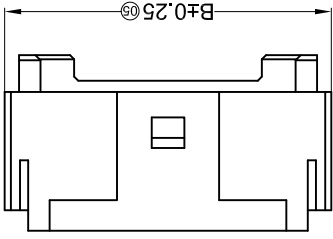
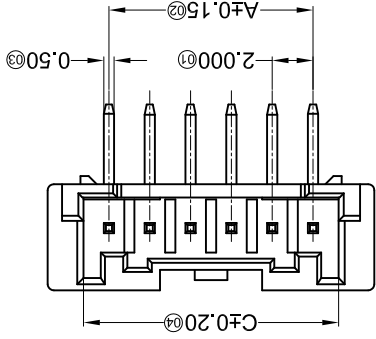
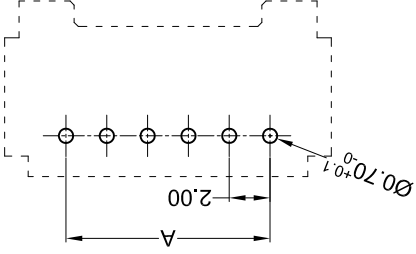
REVISION	SHEET	WEIGHT	SIZE: A4	DATE	DATE	DATE	DATE
A0	1/1	1.0g					

XKB INDUSTRIAL PRECISION CO., LIMITED

APPD	DATE	DATE	DATE
CHKD	DATE	DATE	DATE
DWN	DATE	DATE	DATE
DSND	DATE	DATE	DATE

MODEL TYPE:	SCALE: N/A	VIEW:	UNIT: mm	PART NO.:	DWG NO.:
X2000WR-XXA-9T-SN		2.00mm Crimp Style Connector			

Recommended P.C.B Layout
 General Tolerance ±0.05

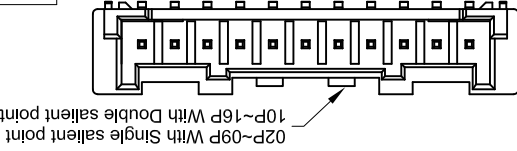
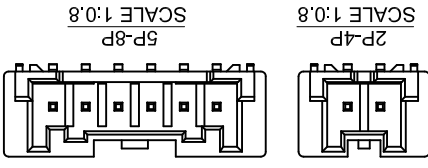
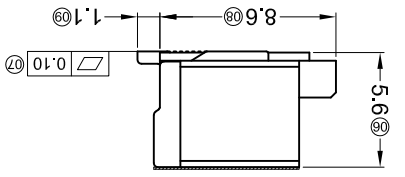
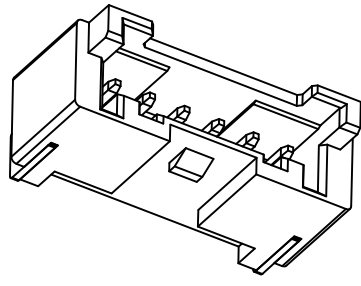
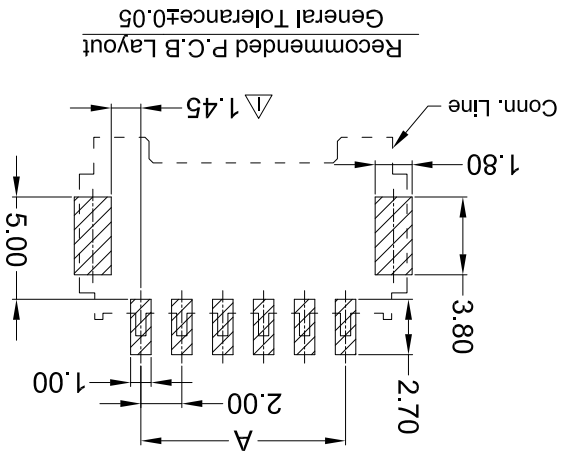
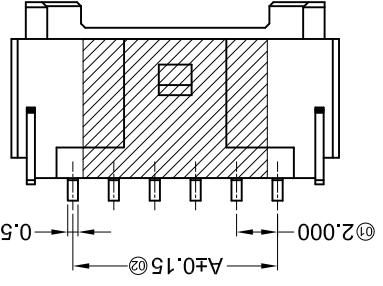


Poles	Dimensions (mm)		
	A	B	C
02	2.00	8.00	4.50
03	4.00	10.00	6.50
04	6.00	12.00	8.50
05	8.00	14.00	10.50
06	10.00	16.00	12.50
07	12.00	18.00	14.50
08	14.00	20.00	16.50
09	16.00	22.00	18.50

PART NO	Material	Material(Pin)	Finish(Pin)	Suitable XKB Terminal
X2000WR-XXA-9T-SN	PA9T UL 94V-0	Brass	Tin-Plated	X2000H

- ① Series No. X2000 WR X-XX A-9T SN XX
 ② Category: W-WAFER
 ③ Welding Board Angle: R-Right Angle 90°
 ④ Welding Way: Blank-DIP
 ⑤ Row No.-Pin No.: XX-02P~16P
 ⑥ Plug the Pin & Special No.: A-Without kink
 ⑦ Material: 9T -PA9T 94V-0
 ⑧ Plating Category: SN-Bright Tin Plating
 ⑨ Color: Blank-Natural Color

- Specifications :
- Voltage rating: 250V AC / DC
 - Current rating: 3A AC / DC
 - Withstanding voltage: 800V AC/minute
 - Temperature range: -25°C~+85°C
 - Insulation resistance: ≥100MΩ
 - Contact resistance: ≤10mΩ
 - After environmental testing: ≤20mΩ



For and on behalf of
KXB INDUSTRIAL PRECISION CO., LIMITED
 香港星坤工業精密有限公司

Revisions
 Authorized Signatures(s)

MARK	DESCRIPTION	DATE	REVISED	APPROVED	UNSPECIFIED TOLERANCES
△X					$L > 63$
△X					$16 > L \leq 63$
△X					$4 < L \leq 16$
△X					$L \leq 4$
					ANGULAR $\pm 5^\circ$

DATE	DATE	DATE	DATE	DATE	DATE
DSND	DWN	CHKD	APPD		
SCALE: N/A	VIEW:	UNIT: mm	SIZE: A4		
MODEL TYPE: 2000WRS-XX-9TXX	PART NO.:	2.00mm Crimp Style Connector			
				WEIGHT: 1.0g	REVISION: A0

PART NO	Material	Material(Pln)	Finish(Pln)	Material (Solder Tabs)	Finish (Solder Tabs)	Mates With Housing
X2000WRS-XX-9TSM	PA9T UL 94V-0	Brass	Tin Plating	Brass	Tin Plating	Mates With X2000H
X2000WRS-XX-9TSM					Matte Tin	

Poles	Dimensions (mm)		Poles	Dimensions (mm)	
	A	B		C	A
02	2.00	8.00	10	18.00	24.00
03	4.00	10.00	11	20.00	26.00
04	6.00	12.00	12	22.00	28.00
05	8.00	14.00	13	24.00	30.00
06	10.00	16.00	14	26.00	32.00
07	12.00	18.00	15	28.00	34.00
08	14.00	20.00	16	30.00	36.00
09	16.00	22.00		18.50	32.50

- Specifications :
- Voltage rating: 250V AC / DC
 - Current rating: 3A AC / DC
 - Withstanding voltage: 800V AC/minute
 - Temperature range: -25°C~+85°C
 - Insulation resistance: ≥1000MΩ
 - Contact resistance: ≤10mΩ
 - After environmental testing : ≤20mΩ

X2000 W R S-XX X -9T XX XX

① Series No.
 ② Category: W-WAFER
 ③ Welding Board Angle: R-Right Angle 90°
 ④ Welding Way: S-SMT
 ⑤ Row No.-Pin No.: XX-02P~16P
 ⑥ Plug the Pin & Special No.
 ⑦ Material: 9T -PA9T 94V-0
 ⑧ Plating Category: SN-Bright Tin Plating; SW- Matte Tin
 ⑨ Color : Blank-Natural Color

For and on behalf of
XKB INDUSTRIAL PRECISION CO., LIMITED
 香港星坤工業精密有限公司

Authorized Signature(s)

MARK	DESCRIPTION	DATE	REVISD	APPROVED	UNSPECIFIED TOLERANCES
△ X					±0.5
△ X					16 > L ≤ 63
△ X					4 < L ≤ 16
△ X					L ≤ 4
					ANGULAR ±5°

REVISION	SHEET	WEIGHT	DATE	DATE	DATE	DATE	DATE
A0	1/1	1.0g					

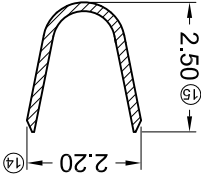
XKB INDUSTRIAL PRECISION CO., LIMITED

APPD	CHKD	DWN	DSND

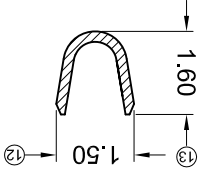
SIZE: A4
 UNIT: mm
 DWG NO.:
 2.00mm Crimp Style Connectors
 PART NO.:
 X2000T-PXX
 MODEL TYPE:
 X2000T-PXX
 SCALE: N/A

PART NO	Material	Wire Range	Insulation O.D.	Finish	Suitable XKB Terminal
X2000T-PG03	Phosphor Bronze AWG#22-28	1.50mm(Max)		Stamping Before Plating:30u" Ni;Contact Gold:3u"	X2000H
X2000T-PSNB				Plating Before Stamping:10u" Ni;40u" Sn	
X2000T-PSN				Stamping Before Plating:30u" Ni;70u" Sn	

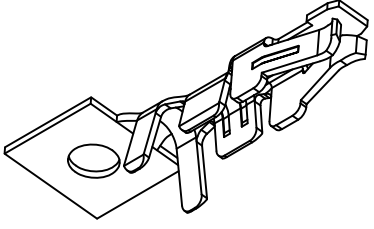
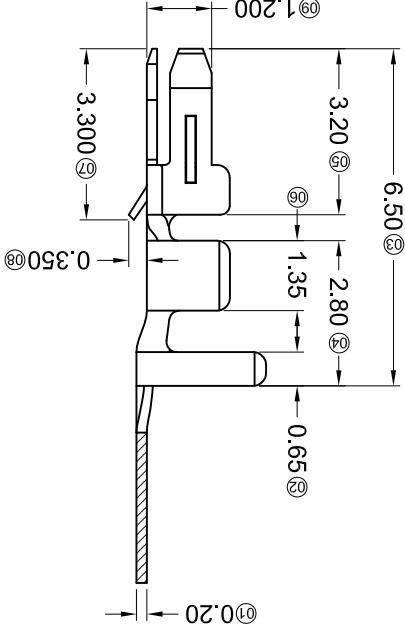
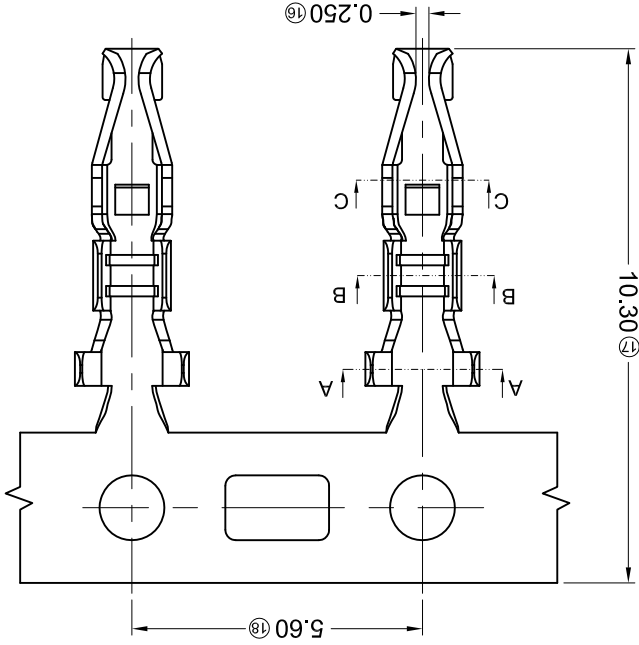
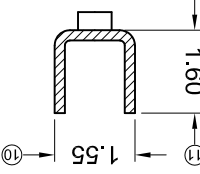
SECTION: A-A
 SCALE: 1:1



SECTION: B-B
 SCALE: 1:1



SECTION: C-C
 SCALE: 1:1



■ Specifications :

- Voltage rating: 250V AC / DC
- Current rating: 3A AC / DC
- Withstanding voltage: 800V AC/minute
- Temperature range: -25°C~+85°C
- Insulation resistance: ≥100MΩ
- Contact resistance: ≤10mΩ
- After environmental testing: ≤20mΩ

X2000 T X-P XX X-X
 ① ② ③ ④ ⑤ ⑥ ⑦

- Series No.
- Category: T-Terminal
- Appearance type: Blank-Ordinary
- Material: P-Phosphor bronze
- Plating Style: G03-Contact Gold 3u"
- Plating Method : B-Plating before stamping
- Mold No./Mark/Special No.

For and on behalf of
XKB INDUSTRIAL PRECISION CO., LIMITED
 香港星坤工業精密有限公司

MARK	DESCRIPTION	DATE	REVISED	APPROVED	UNSPECIFIED TOLERANCES
△ X					L > 63
△ X					16 > L ≤ 63
△ X					4 < L ≤ 16
△ X					L ≤ 4
					ANGULAR
					±5°

REVISIONS	DATE	REVISED	APPROVED	UNSPECIFIED TOLERANCES
				L > 63
				16 > L ≤ 63
				4 < L ≤ 16
				L ≤ 4
				ANGULAR
				±5°

DSND	DATE	SCALE: N/A	MODEL TYPE: X2000H-XX-N0HF
DWN	DATE	VIEW:	PART NO.:
CHKD	DATE	UNIT: mm	DWG NO.:
APPD	DATE	SIZE: A4	

PART NO	Material	Suitable XKB Terminal	Suitable XKB Terminal
X2000H-XX-N0	Nylon 66 94V-0	X2000T	X2000W
X2000H-XX-N0HF	PA66 UL 94V-0 Halogen Free		

REVISION	DATE	REVISED	APPROVED	UNSPECIFIED TOLERANCES
				L > 63
				16 > L ≤ 63
				4 < L ≤ 16
				L ≤ 4
				ANGULAR
				±5°

Poles	Dimensions (mm)		
	A	B	C
02	2.00	6.10	4.34
03	4.00	8.10	6.34
04	6.00	10.10	8.34
05	8.00	12.10	10.34
06	10.00	14.10	12.34
07	12.00	16.10	14.34
08	14.00	18.10	16.34
09	16.00	20.10	18.34

Poles	Dimensions (mm)		
	A	B	C
02	2.00	6.10	4.34
03	4.00	8.10	6.34
04	6.00	10.10	8.34
05	8.00	12.10	10.34
06	10.00	14.10	12.34
07	12.00	16.10	14.34
08	14.00	18.10	16.34
09	16.00	20.10	18.34

① Series No.
 ② Category: H-HSG
 ③ Appearance type: Blank-Ordinary
 ④ Row No.-Pin No.: XX-02P~16P
 ⑤ Plug the Pin & Special No.: Blank-Ordinary
 ⑥ Material: N0-PA66 94V-0
 ⑦ HF-Halogen Free

① Series No.
 ② Category: H-HSG
 ③ Appearance type: Blank-Ordinary
 ④ Row No.-Pin No.: XX-02P~16P
 ⑤ Plug the Pin & Special No.: Blank-Ordinary
 ⑥ Material: N0-PA66 94V-0
 ⑦ HF-Halogen Free

① Series No.
 ② Category: H-HSG
 ③ Appearance type: Blank-Ordinary
 ④ Row No.-Pin No.: XX-02P~16P
 ⑤ Plug the Pin & Special No.: Blank-Ordinary
 ⑥ Material: N0-PA66 94V-0
 ⑦ HF-Halogen Free

① Series No.
 ② Category: H-HSG
 ③ Appearance type: Blank-Ordinary
 ④ Row No.-Pin No.: XX-02P~16P
 ⑤ Plug the Pin & Special No.: Blank-Ordinary
 ⑥ Material: N0-PA66 94V-0
 ⑦ HF-Halogen Free

① Series No.
 ② Category: H-HSG
 ③ Appearance type: Blank-Ordinary
 ④ Row No.-Pin No.: XX-02P~16P
 ⑤ Plug the Pin & Special No.: Blank-Ordinary
 ⑥ Material: N0-PA66 94V-0
 ⑦ HF-Halogen Free

① Series No.
 ② Category: H-HSG
 ③ Appearance type: Blank-Ordinary
 ④ Row No.-Pin No.: XX-02P~16P
 ⑤ Plug the Pin & Special No.: Blank-Ordinary
 ⑥ Material: N0-PA66 94V-0
 ⑦ HF-Halogen Free

① Series No.
 ② Category: H-HSG
 ③ Appearance type: Blank-Ordinary
 ④ Row No.-Pin No.: XX-02P~16P
 ⑤ Plug the Pin & Special No.: Blank-Ordinary
 ⑥ Material: N0-PA66 94V-0
 ⑦ HF-Halogen Free

① Series No.
 ② Category: H-HSG
 ③ Appearance type: Blank-Ordinary
 ④ Row No.-Pin No.: XX-02P~16P
 ⑤ Plug the Pin & Special No.: Blank-Ordinary
 ⑥ Material: N0-PA66 94V-0
 ⑦ HF-Halogen Free

① Series No.
 ② Category: H-HSG
 ③ Appearance type: Blank-Ordinary
 ④ Row No.-Pin No.: XX-02P~16P
 ⑤ Plug the Pin & Special No.: Blank-Ordinary
 ⑥ Material: N0-PA66 94V-0
 ⑦ HF-Halogen Free

① Series No.
 ② Category: H-HSG
 ③ Appearance type: Blank-Ordinary
 ④ Row No.-Pin No.: XX-02P~16P
 ⑤ Plug the Pin & Special No.: Blank-Ordinary
 ⑥ Material: N0-PA66 94V-0
 ⑦ HF-Halogen Free

① Series No.
 ② Category: H-HSG
 ③ Appearance type: Blank-Ordinary
 ④ Row No.-Pin No.: XX-02P~16P
 ⑤ Plug the Pin & Special No.: Blank-Ordinary
 ⑥ Material: N0-PA66 94V-0
 ⑦ HF-Halogen Free

① Series No.
 ② Category: H-HSG
 ③ Appearance type: Blank-Ordinary
 ④ Row No.-Pin No.: XX-02P~16P
 ⑤ Plug the Pin & Special No.: Blank-Ordinary
 ⑥ Material: N0-PA66 94V-0
 ⑦ HF-Halogen Free

① Series No.
 ② Category: H-HSG
 ③ Appearance type: Blank-Ordinary
 ④ Row No.-Pin No.: XX-02P~16P
 ⑤ Plug the Pin & Special No.: Blank-Ordinary
 ⑥ Material: N0-PA66 94V-0
 ⑦ HF-Halogen Free

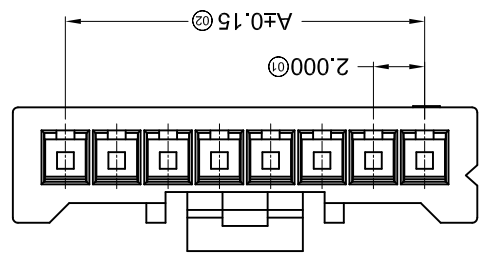
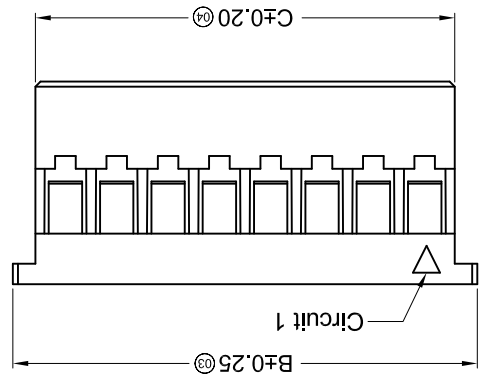
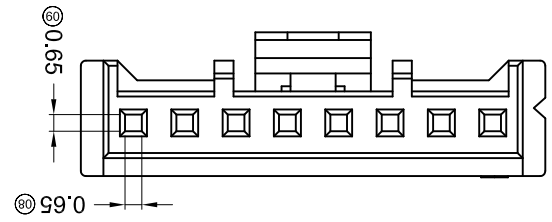
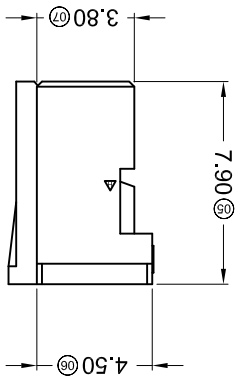
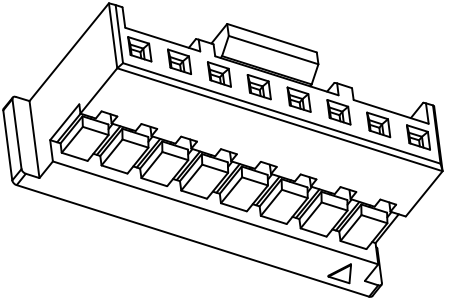
① Series No.
 ② Category: H-HSG
 ③ Appearance type: Blank-Ordinary
 ④ Row No.-Pin No.: XX-02P~16P
 ⑤ Plug the Pin & Special No.: Blank-Ordinary
 ⑥ Material: N0-PA66 94V-0
 ⑦ HF-Halogen Free

① Series No.
 ② Category: H-HSG
 ③ Appearance type: Blank-Ordinary
 ④ Row No.-Pin No.: XX-02P~16P
 ⑤ Plug the Pin & Special No.: Blank-Ordinary
 ⑥ Material: N0-PA66 94V-0
 ⑦ HF-Halogen Free

① Series No.
 ② Category: H-HSG
 ③ Appearance type: Blank-Ordinary
 ④ Row No.-Pin No.: XX-02P~16P
 ⑤ Plug the Pin & Special No.: Blank-Ordinary
 ⑥ Material: N0-PA66 94V-0
 ⑦ HF-Halogen Free

- Specifications :
- Voltage rating: 250V AC / DC
 - Current rating: 3A AC / DC
 - Withstanding voltage: 800V AC/minute
 - Temperature range: -25°C~+85°C
 - Insulation resistance: ≥1000MΩ
 - Contact resistance: ≤10mΩ
 - After environmental testing: ≤20mΩ

X2000 H X-XX X-N0 HF



X-ON Electronics

Largest Supplier of Electrical and Electronic Components

Click to view similar products for [Headers & Wire Housings](#) category:

Click to view products by [XKB](#) manufacturer:

Other Similar products are found below :

[95000-104TRLF](#) [10135584-644402LF](#) [DF62W-EP2022PCA](#) [95000-106TRLF](#) [DF62W-2022SCA](#) [DF62W-EP2022PC](#) [2203348](#) [DF62W-2022SC](#) [1084018](#) [1029039](#) [1084017](#) [802-10-012-10-002000](#) [1112640](#) [1112639](#) [891-007-9SS-BST1T](#) [000-34000](#) [0008550134](#) [0009482033](#) [0009507031](#) [57102-F02-18ULF](#) [57102-S06-03LF](#) [57202-S52-04LF](#) [PCN6-15S-2.5E](#) [0039019024](#) [58102-G61-06LF](#) [582553-1](#) [0009485154](#) [0009508121](#) [0022285053](#) [0050291907](#) [018731A](#) [LY20-4P-DT1-P1E-BR](#) [02.125.8002.8](#) [60101931](#) [60598-1 \(Cut Strip\)](#) [M1625-3R/100](#) [61062-3](#) [61082-181009](#) [CSU011177004](#) [636-1427](#) [638009-1](#) [641938-9](#) [641991-4](#) [644168-1](#) [644827-2](#) [647662-1](#) [65039-019ELF](#) [65692-001LF](#) [65781-018](#) [65781-047](#)