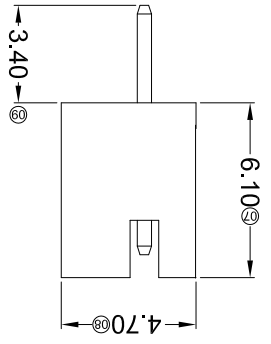
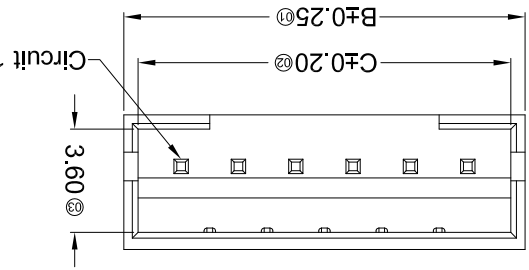
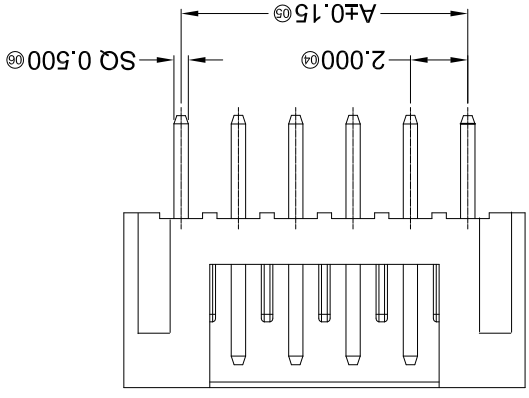
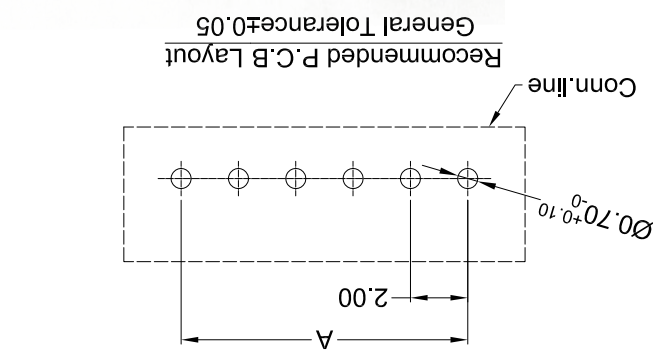


KXB INDUSTRIAL PRECISION CO., LIMITED
 香港星坤工業精密有限公司
 For and on behalf of

| MARK | | DESCRIPTION | | | | DATE | | REVISED | APPROVED | UNSPECIFIED TOLERANCES |
|------|--|-------------|--|--|--|------|--|---------|----------|------------------------|
| △ X | | | | | | | | | | L > 63 |
| △ X | | | | | | | | | | 16 < L ≤ 63 |
| △ X | | | | | | | | | | 4 < L ≤ 16 |
| | | | | | | | | | | L ≤ 4 |
| | | | | | | | | | | ANGULAR |
| | | | | | | | | | | ±5° |



| PART NO | Material | Material(Pin) | Finish(Pin) | Suitable XKB Terminal |
|-----------------|-------------------|---------------|-------------|-----------------------|
| X2016WV-XX-46SN | Nylon 46 UL 94V-0 | Brass | Tin-Plated | X2016H |

| Poles | Dimensions (mm) | | | Poles | Dimensions (mm) | | |
|-------|-----------------|-------|-------|-------|-----------------|-------|-------|
| | A | B | C | | A | B | C |
| 02 | 2.00 | 6.00 | 5.00 | 09 | 16.00 | 20.00 | 19.00 |
| 03 | 4.00 | 8.00 | 7.00 | 10 | 18.00 | 22.00 | 21.00 |
| 04 | 6.00 | 10.00 | 9.00 | 11 | 20.00 | 24.00 | 23.00 |
| 05 | 8.00 | 12.00 | 11.00 | 12 | 22.00 | 26.00 | 25.00 |
| 06 | 10.00 | 14.00 | 13.00 | 13 | 24.00 | 28.00 | 27.00 |
| 07 | 12.00 | 16.00 | 15.00 | 14 | 26.00 | 30.00 | 29.00 |
| 08 | 14.00 | 18.00 | 17.00 | 15 | 28.00 | 32.00 | 31.00 |

- Specifications :**
- Voltage rating: 100V AC / DC
 - Current rating: 2A AC / DC
 - Withstanding voltage: 800V AC/minute
 - Temperature range: -25°C~+85°C
 - Insulation resistance: ≥1000MΩ
 - Contact resistance: ≤10mΩ
 - After environmental testing: ≤20mΩ
- ① Series No.**
 ② Category: W-WAFER
 ③ Welding Board Angle: V-Straight 180°
 ④ Row No.-Pin No.: XX-02P~20P
 ⑤ Material: 46-PA46 94V-0
 ⑥ Plating Category: SN-Bright Tin Plating
- X2016 W V -XX - 46 SN**
 ① ② ③ ④ ⑤ ⑥

| DSND | DATE | SCALE: N/A | MODEL TYPE: X2016WV-XX-46SN |
|------|--|---|---|
| CHKD | DATE <td>UNIT: mm <td>DWG NO.: 2.00 mm Crimp Style Connectors</td> </td> | UNIT: mm <td>DWG NO.: 2.00 mm Crimp Style Connectors</td> | DWG NO.: 2.00 mm Crimp Style Connectors |
| APPD | DATE <td>SIZE: A4 <td></td> </td> | SIZE: A4 <td></td> | |

| REVISION | SHEET | WEIGHT |
|----------|-------|--------|
| A0 | 1/1 | 1.0g |

REVISIONS
 Authorized Signature(s)

KXB INDUSTRIAL PRECISION CO., LIMITED

X-ON Electronics

Largest Supplier of Electrical and Electronic Components

Click to view similar products for [Headers & Wire Housings](#) category:

Click to view products by [XKB](#) manufacturer:

Other Similar products are found below :

[95000-104TRLF](#) [10135584-644402LF](#) [DF62W-EP2022PCA](#) [95000-106TRLF](#) [DF62W-2022SCA](#) [DF62W-EP2022PC](#) [2203348](#) [DF62W-2022SC](#) [1084018](#) [1029039](#) [1084017](#) [802-10-012-10-002000](#) [1112640](#) [1112639](#) [891-007-9SS-BST1T](#) [000-34000](#) [0008550134](#) [0009482033](#) [0009507031](#) [57102-F02-18ULF](#) [57102-S06-03LF](#) [57202-S52-04LF](#) [PCN6-15S-2.5E](#) [0039019024](#) [58102-G61-06LF](#) [582553-1](#) [0009485154](#) [0009508121](#) [0022285053](#) [0050291907](#) [018731A](#) [LY20-4P-DT1-P1E-BR](#) [02.125.8002.8](#) [60101931](#) [60598-1 \(Cut Strip\)](#) [M1625-3R/100](#) [61062-3](#) [61082-181009](#) [CSU011177004](#) [636-1427](#) [638009-1](#) [641938-9](#) [641991-4](#) [644168-1](#) [644827-2](#) [647662-1](#) [65039-019ELF](#) [65692-001LF](#) [65781-018](#) [65781-047](#)