

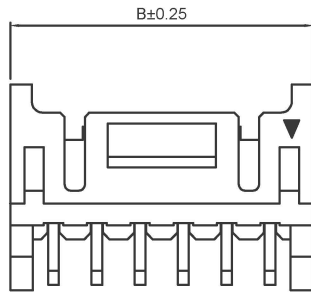
Specifications:

规格:
 Voltage rating:250V AC/DC
 额定电压: 250V AC/DC
 Current rating:3A AC/DC
 额定电流: 3A AC/DC
 Withstanding voltage:800V AC/minute
 耐受电压: 800V AC/分钟
 Temperature range:-25℃~+85℃
 温度范围: -25℃~+85℃
 Insulation resistance:≥1000MΩ
 绝缘电阻: ≥1000MΩ
 Contact resistance:≤10mΩ
 接触电阻: ≤10mΩ
 After environmental testing:≤20mΩ
 环境测试后: ≤20兆欧

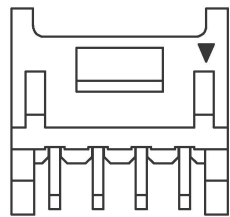
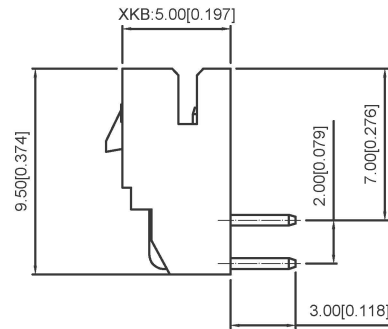
X2026 W R X-2xXXB-N0SN XX

① ② ③ ④ ⑤ ⑥ ⑦ ⑧ ⑨

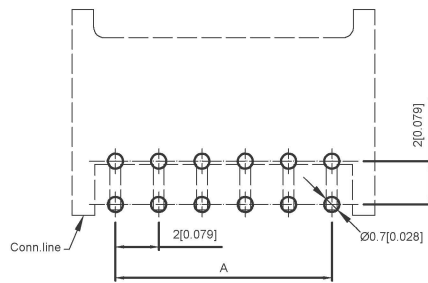
- 1.Series No
- 2.Category:W-WAFER
- 3.Welding Board Angle:R-Right Angle 90°
- 4.Welding Way:Blank-DIP
- 5.Row No-Pin No:2xXX-2x02P~2x22P
- 6.Plug the Pin&Special NO:
B-With Lock In the middle
- 7.Material:N0-PA66 94V-0
- 8.Plating Category:SN-Bright Tin Plating
- 9.Color:Blank-Natural Color



05P~13P Shape(Scale1:1)



02P~04P Shape(Scale1:1)



Recommended PCB Layout
 General Tolerance±0.05

| poles | Dimensions(mm) | | | poles | Dimensions(mm) | | | Poles | Dimensions(mm) | | |
|-------|----------------|-------|-------|-------|----------------|-------|-------|-------|----------------|-------|-------|
| | A | B | C | | A | B | C | | A | B | C |
| 2x02 | 2.00 | 6.00 | 4.70 | 2x10 | 18.00 | 22.00 | 20.70 | 2x18 | 34.00 | 38.00 | 36.70 |
| 2x03 | 4.00 | 8.00 | 6.70 | 2x11 | 20.00 | 24.00 | 22.70 | 2x19 | 36.00 | 40.00 | 38.70 |
| 2x04 | 6.00 | 10.00 | 8.70 | 2x12 | 22.00 | 26.00 | 24.70 | 2x20 | 38.00 | 42.00 | 40.70 |
| 2x05 | 8.00 | 12.00 | 10.70 | 2x13 | 24.00 | 28.00 | 26.70 | 2x21 | 40.00 | 44.00 | 42.70 |
| 2x06 | 10.00 | 14.00 | 12.70 | 2x14 | 26.00 | 30.00 | 28.70 | 2x22 | 42.00 | 46.00 | 44.70 |
| 2x07 | 12.00 | 16.00 | 14.70 | 2x15 | 28.00 | 32.00 | 30.70 | 2x23 | 44.00 | 48.00 | 46.70 |
| 2x08 | 14.00 | 18.00 | 16.70 | 2x16 | 30.00 | 34.00 | 32.70 | 2x24 | 46.00 | 50.00 | 48.70 |
| 2x09 | 16.00 | 20.00 | 18.70 | 2x17 | 32.00 | 36.00 | 34.70 | 2x25 | 48.00 | 52.00 | 50.70 |

| | | | | |
|------------------------|---------------|---------------|-------------|--------------------------|
| X2026WR-2xXXB-N0 SN | PA66 UL 94V-0 | Brass | Tin-Plated | X2026H-B |
| PART NO | Material | Material(pin) | Finish(Pin) | Suitable XKB Terminal |

广东星坤科技股份有限公司

| | |
|------|-------|
| 生 | 日期 |
| 效 | |
| 效 | |
| 效 | |
| MARK | 文件工程章 |

| DATE | REVISED | APPROVED | units: | mm |
|------------------------|---------|----------|------------|---------|
| | | | tolerance: | |
| | | | X.X | ±0.2mm |
| | | | X.XX | ±0.1mm |
| | | | X.XXX | ±0.05mm |
| UNSPECIFIED TOLERANCES | | | | |

| | | | |
|---------------------------------------|-------|-------------|--|
| DSND | DATE | SCALE: N/A | MODEL TYPE: Wire to board connector |
| DWN | DATE | VIEW: | PART NO.: |
| CHKD | DATE | UNIT: mm/in | 2.00mm Crimp Style Connectors |
| APPD | DATE | SIZE: A4 | DWG NO.: |
| XKB INDUSTRIAL PRECISION CO., LIMITED | | | X2026WR-2xXXB-N0SN |
| WEIGHT | SHEET | REVISION | |
| 1.0g | 1/1 | A0 | |

X-ON Electronics

Largest Supplier of Electrical and Electronic Components

Click to view similar products for [Headers & Wire Housings](#) category:

Click to view products by [XKB](#) manufacturer:

Other Similar products are found below :

[57102-F02-18ULF](#) [58102-G61-06LF](#) [0009485154](#) [009176003701906](#) [0050291907](#) [00-9021-0611-00-339](#) [02.125.8002.8](#) [609-3404](#) [61062-3](#)
[622-0430](#) [622-3653LF](#) [63453-116](#) [636-1030](#) [636-1427](#) [636-3427](#) [636-4007](#) [641938-9](#) [644827-2](#) [65495-038](#) [65692-001LF](#) [65781-018](#)
[65781-047](#) [65817-010LF](#) [65817-015LF](#) [66207-023LF](#) [67016-026LF](#) [67095-007LF](#) [68631-112](#) [68645-018](#) [68648-049](#) [699319-000](#)
[70.362.1628.0](#) [70-4210](#) [70-4226B](#) [70-4853B](#) [707-5020](#) [707-5028](#) [71.350.2428.0](#) [71961-016LF](#) [733-134](#) [754199-000](#) [760-3052](#) [787-8014-00](#)
[FCN-367T-T012/H](#) [80.063.4001.1](#) [800-90-001-10-001000](#) [800-90-010-10-002000](#) [801-43-002-10-013000](#) [801-43-006-10-002000](#)
[803-41-018-10-001000](#)