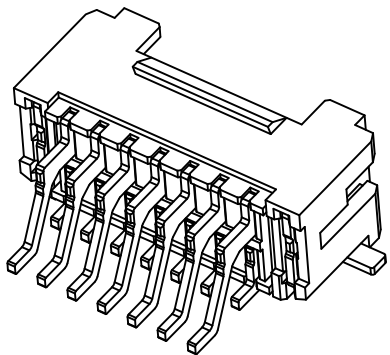
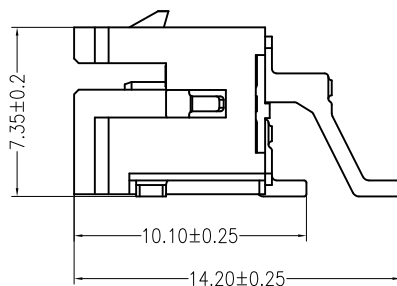
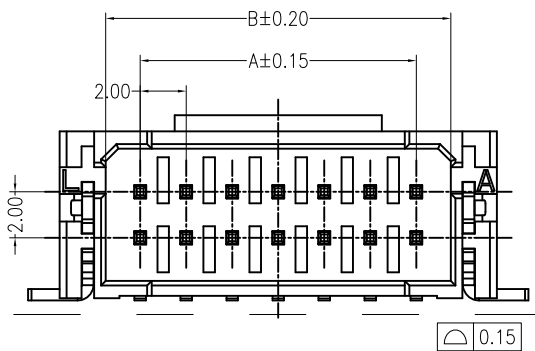


PCB LAYOUT(Tolerance:±0.05)



■ Specifications :

- Voltage rating: 250V AC / DC
- Current rating: 3A AC / DC
- Withstanding voltage: 1000V AC/minute
- Temperature range: -25°C~+85°C
- Insulation resistance: ≥1000MΩ
- Contact resistance: ≤30mΩ
- After environmental testing: ≤50mΩ

X2026 W R S-2*XX D -LP SW

① ② ③ ④ ⑤ ⑥ ⑦ ⑧

- ① Series No.
- ② Category: W-WAFER
- ③ Welding Board Angle: R-Right Angle 90°
- ④ Welding Way: S-SMT
- ⑤ Row No.-Pin No.: 2*XX-2*02P~2*16P
- ⑥ Plug the Pin & Special No.: D-With Lock in the middle
- ⑦ Material: LP-LCP 94V-0
- ⑧ Plating Category: SW-Fog Tin plating

Poles	Dimensions (mm)				Poles	Dimensions (mm)				Poles	Dimensions (mm)			
	A	B	C	D		A	B	C	D		A	B	C	D
2*02	2.00	5.00	9.00	3.00	2*09	16.00	19.00	23.00	13.00	2*16	30.00	33.00	37.00	27.00
2*03	4.00	7.00	11.00	3.00	2*10	18.00	21.00	25.00	15.00					
2*04	6.00	9.00	13.00	3.00	2*11	20.00	23.00	27.00	17.00					
2*05	8.00	11.00	15.00	5.00	2*12	22.00	25.00	29.00	19.00					
2*06	10.00	13.00	17.00	7.00	2*13	24.00	27.00	31.00	21.00					
2*07	12.00	15.00	19.00	9.00	2*14	26.00	29.00	33.00	23.00					
2*08	14.00	17.00	21.00	11.00	2*15	28.00	31.00	35.00	25.00					

X2026WRS-2*XXD-LPSW	LCP UL 94-V0	Brass	Tin-Plated	X2026H-D
PART NO	Material	Material(Pin)	Finish(Pin)	Suitable XKB Terminal

For and on behalf of
XKB INDUSTRIAL PRECISION CO., LIMITED
 香港星坤工業精密有限公司

DSND	DATE	SCALE: N/A	MODEL TYPE: X2026WRS-2*XXD-LPSW
DWN	DATE	VIEW:	PART NO.:
CHKD	DATE	UNIT: mm	2.00mm Crimp Style Connectors
APPD	DATE	SIZE: A4	DWG NO.:
UNSPECIFIED TOLERANCES			WEIGHT
KXB INDUSTRIAL PRECISION CO., LIMITED			1.0g
			SHEET
			1/1
			REVISION
			A0

△ X	ANGULAR	±5°
△ X	L ≤ 4	±0.2
△ X	4 < L ≤ 16	±0.3
△ X	16 < L ≤ 63	±0.4
MARK	DATE	±0.5
REVISIONS		

Authorized Signature(s)

X-ON Electronics

Largest Supplier of Electrical and Electronic Components

Click to view similar products for [Headers & Wire Housings](#) category:

Click to view products by [XKB](#) manufacturer:

Other Similar products are found below :

[95000-104TRLF](#) [10135584-644402LF](#) [DF62W-EP2022PCA](#) [95000-106TRLF](#) [DF62W-2022SCA](#) [DF62W-EP2022PC](#) [2203348](#) [DF62W-2022SC](#) [1084018](#) [1029039](#) [1084017](#) [802-10-012-10-002000](#) [1112640](#) [1112639](#) [891-007-9SS-BST1T](#) [000-34000](#) [0008550134](#) [0009482033](#) [0009507031](#) [57102-F02-18ULF](#) [57102-S06-03LF](#) [57202-S52-04LF](#) [PCN6-15S-2.5E](#) [0039019024](#) [58102-G61-06LF](#) [582553-1](#) [0009485154](#) [0009508121](#) [0022285053](#) [0050291907](#) [018731A](#) [LY20-4P-DT1-P1E-BR](#) [02.125.8002.8](#) [60101931](#) [60598-1 \(Cut Strip\)](#) [M1625-3R/100](#) [61062-3](#) [61082-181009](#) [CSU011177004](#) [636-1427](#) [638009-1](#) [641938-9](#) [641991-4](#) [644168-1](#) [644827-2](#) [647662-1](#) [65039-019ELF](#) [65692-001LF](#) [65781-018](#) [65781-047](#)