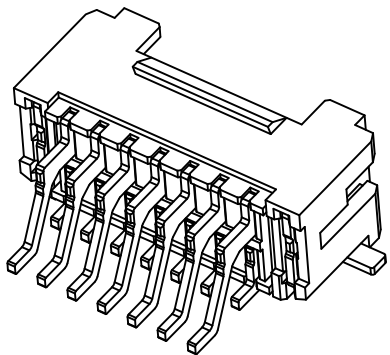
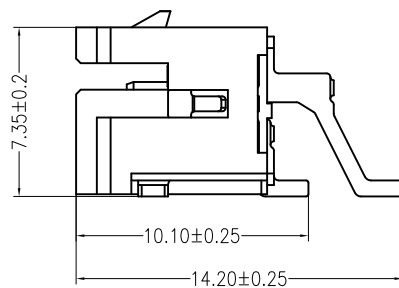
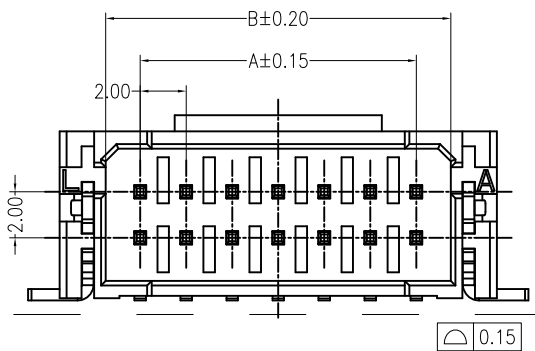


PCB LAYOUT(Tolerance:±0.05)



■ Specifications :

- Voltage rating: 250V AC / DC
- Current rating: 3A AC / DC
- Withstanding voltage: 1000V AC/minute
- Temperature range: -25°C~+85°C
- Insulation resistance: ≥1000MΩ
- Contact resistance: ≤30mΩ
- After environmental testing: ≤50mΩ

X2026 W R S-2*XX D -LP SW

① ② ③ ④ ⑤ ⑥ ⑦ ⑧

- ① Series No.
- ② Category: W-WAFER
- ③ Welding Board Angle: R-Right Angle 90°
- ④ Welding Way: S-SMT
- ⑤ Row No.-Pin No.: 2*XX-2*02P~2*16P
- ⑥ Plug the Pin & Special No.: D-With Lock in the middle
- ⑦ Material: LP-LCP 94V-0
- ⑧ Plating Category: SW-Fog Tin plating

| Poles | Dimensions (mm) | | | | Poles | Dimensions (mm) | | | | Poles | Dimensions (mm) | | | |
|-------|-----------------|-------|-------|-------|-------|-----------------|-------|-------|-------|-------|-----------------|-------|-------|-------|
| | A | B | C | D | | A | B | C | D | | A | B | C | D |
| 2*02 | 2.00 | 5.00 | 9.00 | 3.00 | 2*09 | 16.00 | 19.00 | 23.00 | 13.00 | 2*16 | 30.00 | 33.00 | 37.00 | 27.00 |
| 2*03 | 4.00 | 7.00 | 11.00 | 3.00 | 2*10 | 18.00 | 21.00 | 25.00 | 15.00 | | | | | |
| 2*04 | 6.00 | 9.00 | 13.00 | 3.00 | 2*11 | 20.00 | 23.00 | 27.00 | 17.00 | | | | | |
| 2*05 | 8.00 | 11.00 | 15.00 | 5.00 | 2*12 | 22.00 | 25.00 | 29.00 | 19.00 | | | | | |
| 2*06 | 10.00 | 13.00 | 17.00 | 7.00 | 2*13 | 24.00 | 27.00 | 31.00 | 21.00 | | | | | |
| 2*07 | 12.00 | 15.00 | 19.00 | 9.00 | 2*14 | 26.00 | 29.00 | 33.00 | 23.00 | | | | | |
| 2*08 | 14.00 | 17.00 | 21.00 | 11.00 | 2*15 | 28.00 | 31.00 | 35.00 | 25.00 | | | | | |

| | | | | |
|---------------------|--------------|---------------|-------------|-----------------------|
| X2026WRS-2*XXD-LPSW | LCP UL 94-V0 | Brass | Tin-Plated | X2026H-D |
| PART NO | Material | Material(Pin) | Finish(Pin) | Suitable XKB Terminal |

For and on behalf of
XKB INDUSTRIAL PRECISION CO., LIMITED
 香港星坤工業精密有限公司

| | | | |
|---------------------------------------|------|------------|------------------------------------|
| DSND | DATE | SCALE: N/A | MODEL TYPE: X2026WRS-2*XXD-LPSW |
| DWN | DATE | VIEW: | PART NO.: |
| CHKD | DATE | UNIT: mm | 2.00mm Crimp Style Connectors |
| APPD | DATE | SIZE: A4 | DWG NO.: |
| UNSPECIFIED TOLERANCES | | | WEIGHT |
| KXB INDUSTRIAL PRECISION CO., LIMITED | | | 1.0g |
| | | | SHEET |
| | | | 1/1 |
| | | | REVISION |
| | | | A0 |

| | | | | |
|-----------|--|------|-------------------------|------|
| △ X | | | ANGULAR | ±5° |
| △ X | | | L ≤ 4 | ±0.2 |
| △ X | | | 4 < L ≤ 16 | ±0.3 |
| △ X | | | 16 < L ≤ 63 | ±0.4 |
| MARK | | | L > 63 | ±0.5 |
| REVISIONS | | DATE | Authorized Signature(s) | |

X-ON Electronics

Largest Supplier of Electrical and Electronic Components

Click to view similar products for [Headers & Wire Housings](#) category:

Click to view products by [XKB](#) manufacturer:

Other Similar products are found below :

[95000-104TRLF](#) [10135584-644402LF](#) [DF62W-EP2022PCA](#) [95000-106TRLF](#) [DF62W-2022SCA](#) [DF62W-EP2022PC](#) [2203348](#) [DF62W-2022SC](#) [1084018](#) [1029039](#) [1084017](#) [802-10-012-10-002000](#) [1112640](#) [1112639](#) [891-007-9SS-BST1T](#) [000-34000](#) [0008550134](#) [0009482033](#) [0009507031](#) [57102-F02-18ULF](#) [57102-S06-03LF](#) [57202-S52-04LF](#) [PCN6-15S-2.5E](#) [0039019024](#) [58102-G61-06LF](#) [582553-1](#) [0009485154](#) [0009508121](#) [0022285053](#) [0050291907](#) [018731A](#) [LY20-4P-DT1-P1E-BR](#) [02.125.8002.8](#) [60101931](#) [60598-1 \(Cut Strip\)](#) [M1625-3R/100](#) [61062-3](#) [61082-181009](#) [CSU011177004](#) [636-1427](#) [638009-1](#) [641938-9](#) [641991-4](#) [644168-1](#) [644827-2](#) [647662-1](#) [65039-019ELF](#) [65692-001LF](#) [65781-018](#) [65781-047](#)