

1 2 3 4 5 6 7 8

A

B

C

D

E

F

A

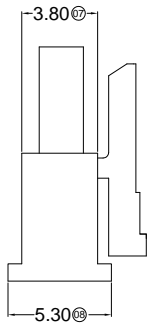
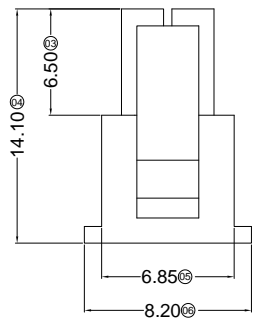
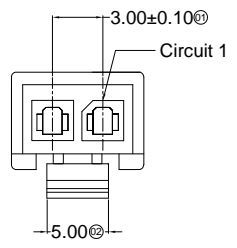
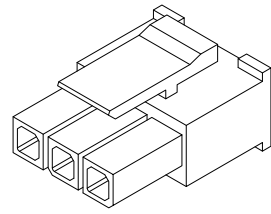
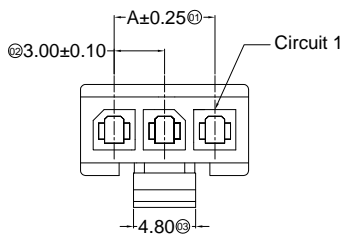
B

C

D

E

F



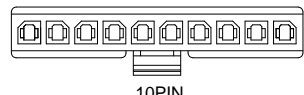
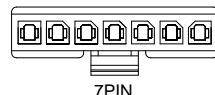
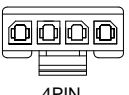
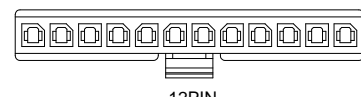
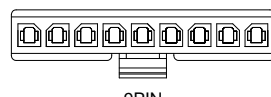
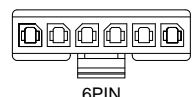
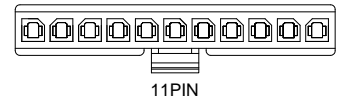
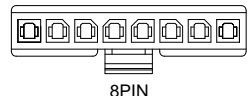
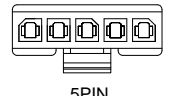
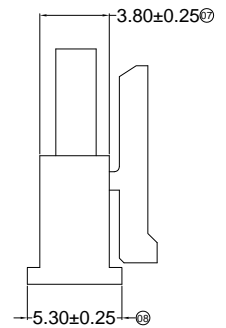
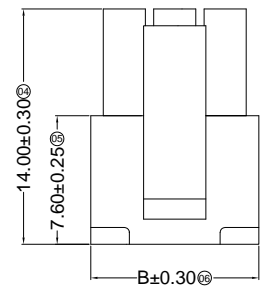
Specifications :

- Voltage rating: 250V AC / DC
- Current rating: 5A AC / DC
- Withstanding voltage: 1000V AC/minute
- Temperature range: -40°C~+105°C
- Insulation resistance: ≥1000MΩ
- Contact resistance: ≤10mΩ
- After environmental testing: ≤20mΩ

X3025 H M-XX X-N2 XX

① ②③④⑤⑥⑦

- ① Series No.
- ② Category: H-HSG
- ③ Welding Board Angle: M-Male HGS
- ④ Row No.-Pin No.: XX-02P~12P
- ⑤ Plug the Pin & special No.
- ⑥ Material: N2-PA66 94V-2
- ⑦ Color: Blank-Natural Color



| Poles | Dimensions (mm) | | Poles | Dimensions (mm) | |
|-------|-----------------|-------|-------|-----------------|-------|
| | A | B | | A | B |
| 03 | 6.00 | 9.85 | 08 | 21.00 | 24.85 |
| 04 | 9.00 | 12.85 | 09 | 24.00 | 27.85 |
| 05 | 12.00 | 15.85 | 10 | 27.00 | 30.85 |
| 06 | 15.00 | 18.85 | 11 | 30.00 | 33.85 |
| 07 | 18.00 | 21.85 | 12 | 33.00 | 36.85 |

| | | | |
|---------------|----------------|-----------------------|----------------------|
| X3025HM-XX-N2 | Nylon 66 94V-2 | X3025TF | X3025W |
| PART NO | Material | Suitable XKB Terminal | Mates With XKB Wafer |

For and on behalf of
XKB INDUSTRIAL PRECISION CO., LIMITED
 香港星坤工業精密有限公司

| | | | | | | |
|------|-------------|------|---------|----------|------------------------|------|
| △ X | | | | | ANGULAR | ±5° |
| △ X | | | | | L ≤ 4 | ±0.2 |
| △ X | | | | | 4 < L ≤ 16 | ±0.3 |
| △ X | | | | | 16 < L ≤ 63 | ±0.4 |
| MARK | DESCRIPTION | DATE | REVISED | APPROVED | L > 63 | ±0.5 |
| | REVISIONS | | | | UNSPECIFIED TOLERANCES | |

| | | | | | |
|------|------|------------|--------------------------------|-------|----------|
| DSND | DATE | SCALE: N/A | MODEL TYPE: | | |
| DWN | DATE | VIEW: | X3025HM-XX-N2 | | |
| CHKD | DATE | UNIT: mm | PART NO.: | | |
| APPD | DATE | SIZE: A4 | 3.00 mm Crimp Style Connectors | | |
| | | | DWG NO.: | | |
| | | | WEIGHT | SHEET | REVISION |
| | | | 1.0g | 1/1 | A0 |

XKB INDUSTRIAL PRECISION CO., LIMITED

1 2 3 4 5 6 7 8

X-ON Electronics

Largest Supplier of Electrical and Electronic Components

Click to view similar products for [Headers & Wire Housings](#) category:

Click to view products by [XKB](#) manufacturer:

Other Similar products are found below :

[57102-F02-18ULF](#) [58102-G61-06LF](#) [0009485154](#) [009176003701906](#) [0050291907](#) [02.125.8002.8](#) [609-3404](#) [61062-3](#) [622-0430](#) [622-3653LF](#)
[63453-116](#) [636-1030](#) [636-1427](#) [636-3427](#) [636-4007](#) [641938-9](#) [644827-2](#) [65495-038](#) [65692-001LF](#) [65781-018](#) [65781-047](#) [65817-010LF](#)
[65817-015LF](#) [66207-023LF](#) [67016-026LF](#) [67095-007LF](#) [68631-112](#) [68645-018](#) [68648-049](#) [699319-000](#) [70.362.1628.0](#) [70-4210](#) [70-4226B](#)
[70-4853B](#) [707-5020](#) [707-5028](#) [71.350.2428.0](#) [71961-016LF](#) [733-134](#) [754199-000](#) [760-3052](#) [787-8014-00](#) [FCN-367T-T012/H](#) [80.063.4001.1](#)
[800-90-001-10-001000](#) [800-90-010-10-002000](#) [801-43-002-10-013000](#) [801-43-006-10-002000](#) [803-41-018-10-001000](#) [803-43-014-20-](#)
[001000](#)