

1 2 3 4 5 6 7 8

A

B

C

D

E

F

A

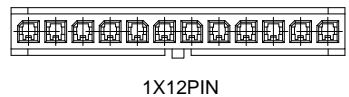
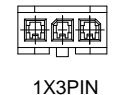
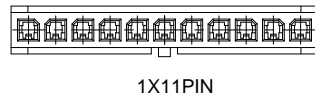
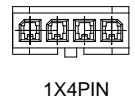
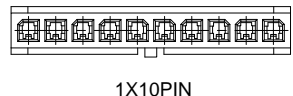
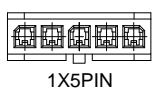
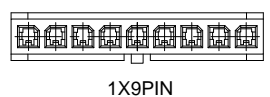
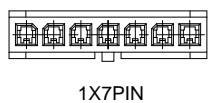
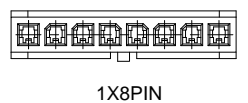
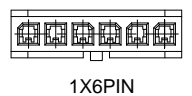
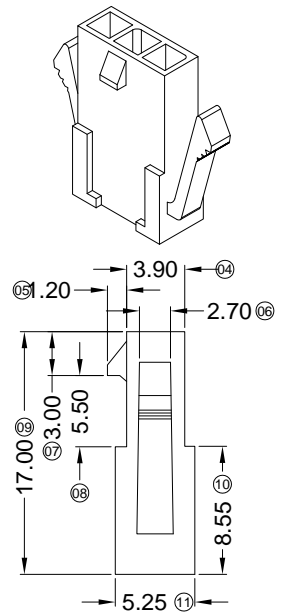
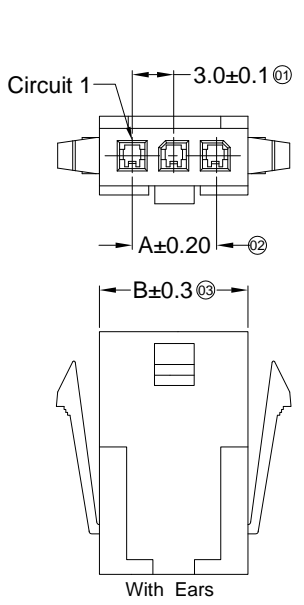
B

C

D

E

F

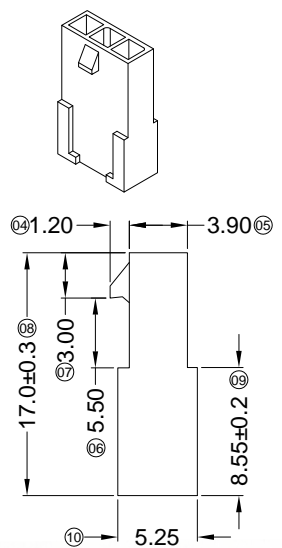
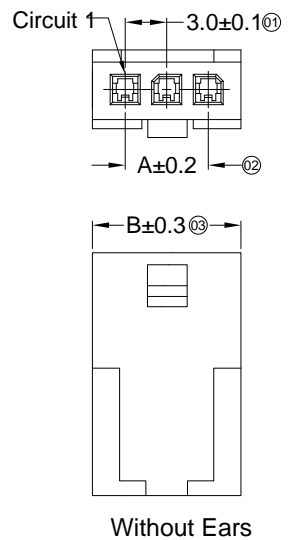


■ Specifications :

- Voltage rating: 250V AC / DC
- Current rating: 5A AC / DC
- Withstanding voltage: 1000V AC/minute
- Temperature range: -40°C~+105°C
- Insulation resistance: ≥1000MΩ
- Contact resistance: ≤10mΩ
- After environmental testing: ≤20mΩ

X3025 H F-XX XX-N2 XX
 ① ② ③ ④ ⑤ ⑥ ⑦

- ① Series No.
- ② Category: H-HSG
- ③ Welding Board Angle: F-Female HSG
- ④ Row No.-Pin No.: XX-02P~12P
- ⑤ Plug the Pin & special No.: I-Without Ears
G-With Ears
- ⑥ Material: N2-PA66 94V-2;
- ⑦ Color: Blank-Natural Color ; WH-White



| Poles | Dimensions(mm) | | Poles | Dimensions(mm) | |
|-------|----------------|-------|-------|----------------|-------|
| | A | B | | A | B |
| 02 | 3.00 | 6.90 | 08 | 21.00 | 24.90 |
| 03 | 6.00 | 9.90 | 09 | 24.00 | 27.90 |
| 04 | 9.00 | 12.90 | 10 | 27.00 | 30.90 |
| 05 | 12.00 | 15.90 | 11 | 30.00 | 33.90 |
| 06 | 15.00 | 18.90 | 12 | 33.00 | 36.90 |
| 07 | 18.00 | 21.90 | | | |

| | | | | | |
|------------------|----------------|---------------|-----------------------|------------------------|--------------|
| X3025HF-XXG-N2 | Nylon 66 94V-2 | Natural Color | X3025TM | X3025HM | With Ears |
| X3025HF-XXG-N2WH | Nylon 66 94V-2 | White | | | |
| X3025HF-XXI-N2 | Nylon 66 94V-2 | Natural Color | X3025TM | X3025HM | Without Ears |
| X3025HF-XXI-N2WH | Nylon 66 94V-2 | White | | | |
| PART NO | Material | Color | Suitable XKB Terminal | Mates With XKB Housing | Note |

For and on behalf of
XKB INDUSTRIAL PRECISION CO., LIMITED
 香港星坤工業精密有限公司

| MARK | DESCRIPTION | DATE | REVISED | APPROVED | UNSPECIFIED TOLERANCES |
|------|-------------|------|---------|----------|------------------------|
| △ X | | | | | ANGULAR ± 5° |
| △ X | | | | | L ≤ 4 ± 0.2 |
| △ X | | | | | 4 < L ≤ 16 ± 0.3 |
| △ X | | | | | 16 < L ≤ 63 ± 0.4 |
| MARK | | | | | L > 63 ± 0.5 |

| | | | |
|------|------|------------|--------------------------------|
| DSND | DATE | SCALE: N/A | MODEL TYPE: X3025HF-XXX-N2 |
| DWN | DATE | VIEW: | PART NO.: |
| CHKD | DATE | UNIT: mm | 3.00 mm Crimp Style Connectors |
| APPD | DATE | SIZE: A4 | DWG NO.: |
| | | | WEIGHT 1.0g |
| | | | SHEET 1/1 |
| | | | REVISION A0 |

REVISIONS
 Authorized Signature(s)

XKB INDUSTRIAL PRECISION CO., LIMITED

1 2 3 4 5 6 7 8

1 2 3 4 5 6 7 8

A

B

C

D

E

F

A

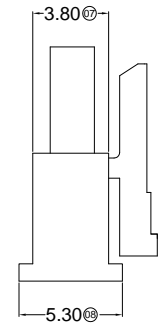
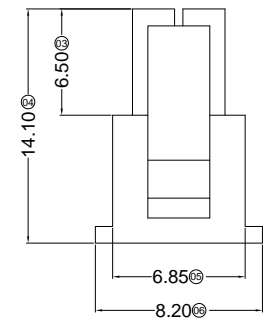
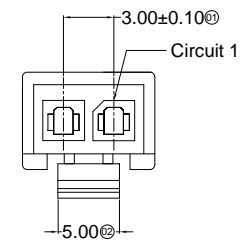
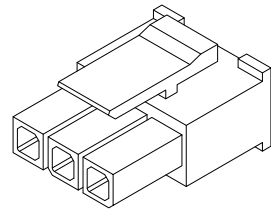
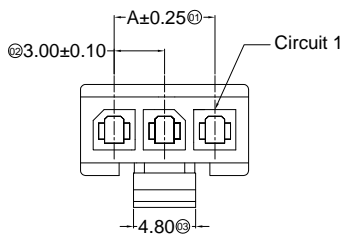
B

C

D

E

F

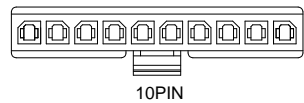
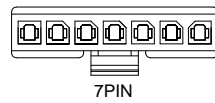
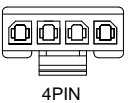
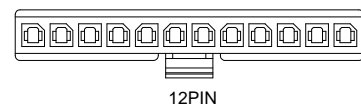
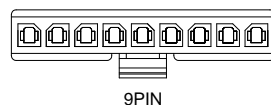
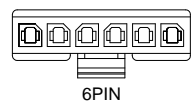
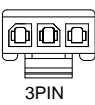
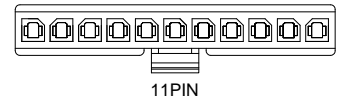
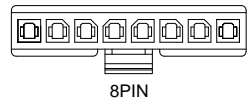
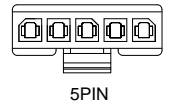
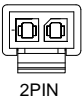
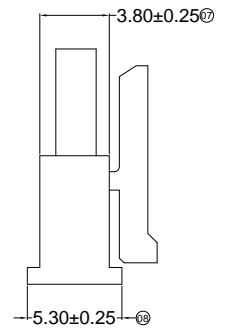
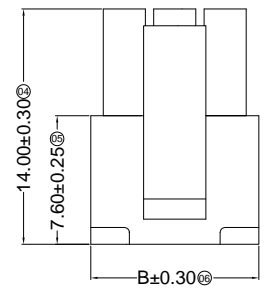


Specifications :

- Voltage rating: 250V AC / DC
- Current rating: 5A AC / DC
- Withstanding voltage: 1000V AC/minute
- Temperature range: -40°C~+105°C
- Insulation resistance: ≥1000MΩ
- Contact resistance: ≤10mΩ
- After environmental testing: ≤20mΩ

X3025 H M-XX X-N2 XX

- ① Series No.
- ② Category: H-HSG
- ③ Welding Board Angle: M-Male HGS
- ④ Row No.-Pin No.: XX-02P~12P
- ⑤ Plug the Pin & special No.
- ⑥ Material: N2-PA66 94V-2
- ⑦ Color: Blank-Natural Color



| Poles | Dimensions (mm) | | Poles | Dimensions (mm) | |
|-------|-----------------|-------|-------|-----------------|-------|
| | A | B | | A | B |
| 03 | 6.00 | 9.85 | 08 | 21.00 | 24.85 |
| 04 | 9.00 | 12.85 | 09 | 24.00 | 27.85 |
| 05 | 12.00 | 15.85 | 10 | 27.00 | 30.85 |
| 06 | 15.00 | 18.85 | 11 | 30.00 | 33.85 |
| 07 | 18.00 | 21.85 | 12 | 33.00 | 36.85 |

| | | | |
|---------------|----------------|-----------------------|----------------------|
| X3025HM-XX-N2 | Nylon 66 94V-2 | X3025TF | X3025W |
| PART NO | Material | Suitable XKB Terminal | Mates With XKB Wafer |

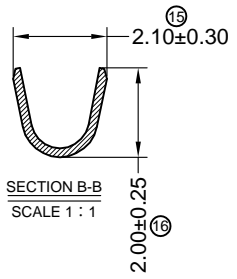
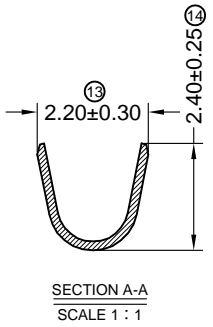
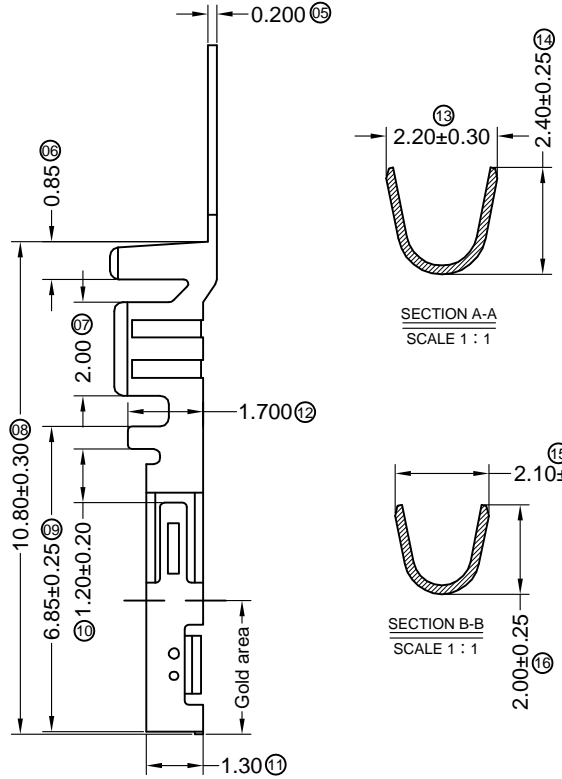
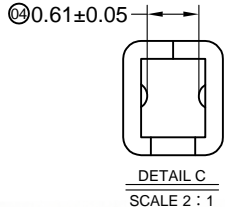
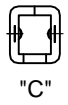
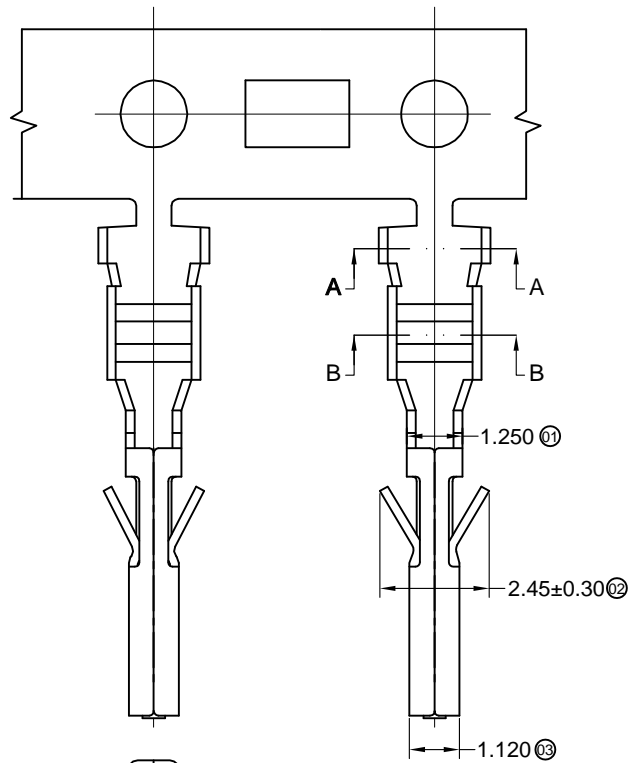
For and on behalf of
XKB INDUSTRIAL PRECISION CO., LIMITED
 香港星坤工業精密有限公司

| | | | | | | |
|------|-------------|------|---------|----------|------------------------|------|
| △ X | | | | | ANGULAR | ±5° |
| △ X | | | | | L ≤ 4 | ±0.2 |
| △ X | | | | | 4 < L ≤ 16 | ±0.3 |
| △ X | | | | | 16 < L ≤ 63 | ±0.4 |
| MARK | DESCRIPTION | DATE | REVISED | APPROVED | L > 63 | ±0.5 |
| | REVISIONS | | | | UNSPECIFIED TOLERANCES | |

| | | | | | |
|------|------|------------|--------------------------------|-------|----------|
| DSND | DATE | SCALE: N/A | MODEL TYPE: | | |
| DWN | DATE | VIEW: | X3025HM-XX-N2 | | |
| CHKD | DATE | UNIT: mm | PART NO.: | | |
| APPD | DATE | SIZE: A4 | 3.00 mm Crimp Style Connectors | | |
| | | | DWG NO.: | | |
| | | | WEIGHT | SHEET | REVISION |
| | | | 1.0g | 1/1 | A0 |

XKB INDUSTRIAL PRECISION CO., LIMITED

1 2 3 4 5 6 7 8



Specifications :

- Voltage rating: 250V AC / DC
- Current rating: 5A AC / DC
- Withstanding voltage: 1000V AC/minute
- Temperature range: -40°C~+85°C
- Insulation resistance: ≥1000MΩ
- Contact resistance: ≤10mΩ
- After environmental testing: ≤20mΩ

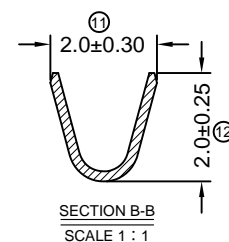
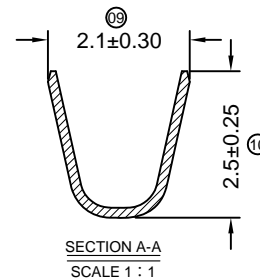
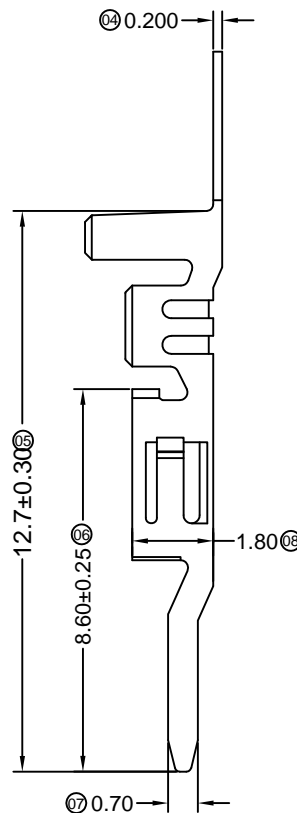
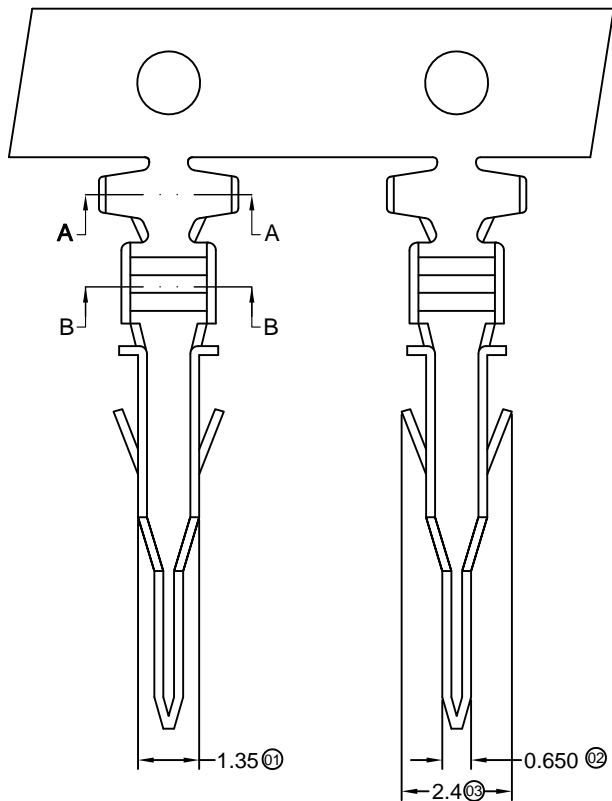
X3025 T F-P XX X-X

- (1) Series Number
- (2) Category: T-terminal
- (3) Shape: F-Female Terminal
- (4) Material: P-Phosphor bronze
- (5) Plating style:
G-Gold-Plated Contact
*01-Gold Flash *15-15u" *30-30u"
SN-Bright tin plating 70-120u"
- (6) Plating method:
Blank-Stamping before plating
- (7) Mold No./Mark/Special No.

| X3025TF-PG30 | Phosphor Bronze | AWG#20-24 | 1.85mm(Max) | Stamping Before Pating:30~50u" Ni;Contact Area Gold:30u" Min. | X3025HM |
|--------------|-----------------|------------|-----------------|---|---------------------|
| X3025TF-PG15 | | | | Stamping Before Pating:30~50u" Ni;Contact Area Gold:15u" Min. | |
| X3025TF-PG01 | | | | Stamping Before Pating:30~50u" Ni;Contact Area Gold Flash | |
| X3025TF-PSN | | | | Stamping Before Plating:30~50u" Ni;70~120u" Sn | |
| PART NO | Material | Wire Range | Insulation O.D. | Finish | Used In XKB Housing |

For and on behalf of
XKB INDUSTRIAL PRECISION CO., LIMITED
香港星坤工業精密有限公司

| | | | | | | | | | | | |
|------|-------------------------|------|---------|----------|------------------------|--|------|------------|--------------------------------|--------------|----------------|
| △ X | DESCRIPTION | DATE | REVISED | APPROVED | UNSPECIFIED TOLERANCES | DSND | DATE | SCALE: N/A | MODEL TYPE: X3025TF-PXXX | | |
| △ X | | | | | | DWN | DATE | VIEW: | PART NO.: | | |
| △ X | | | | | | CHKD | DATE | UNIT: mm | 3.00 mm Crimp Style Connectors | | |
| MARK | | | | | | APPD | DATE | SIZE: A4 | DWG NO.: | | |
| | Authorized Signature(s) | | | | | XKB INDUSTRIAL PRECISION CO., LIMITED | | | WEIGHT 1.0g | SHEET 1/1 | REVISION A0 |



Specifications :

- Voltage rating: 250V AC / DC
- Current rating: 5A AC / DC
- Withstanding voltage: 1000V AC/minute
- Temperature range: -25°C~+85°C
- Insulation resistance: ≥1000MΩ
- Contact resistance: ≤10mΩ
- After environmental testing: ≤20mΩ

X3025 T M-P XX X-X

(11) (12) (13) (14) (15) (16) (17)

- (11) Series Number
- (12) Category: T-terminal
- (13) Shape: M-Male Terminal
- (14) Material: P-Phosphor bronze
- (15) Plating style:
G-Gold-Plated Contact
*01-Gold Flash *15-15u" *30-30u"
SN-Bright tin plating 70u"
- (16) Plating method:
Blank-Stamping before plating
- (17) Mold No./Mark/Special No.

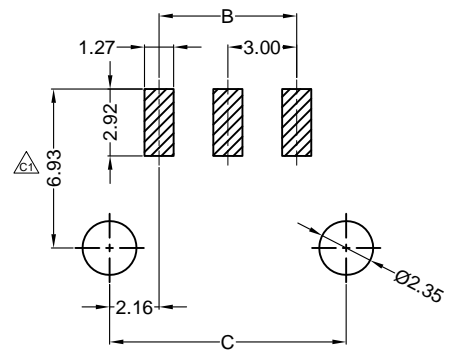
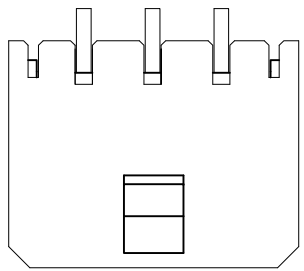
| | | | | | |
|--------------|-----------------|------------|-----------------|--|---------------------|
| X3025TM-PG30 | | | | Stamping Before Pating:30u" Ni;Contact Area Gold:30u" Min. | X3025HF |
| X3025TM-PG15 | Phosphor Bronze | AWG#20-24 | 1.85mm(Max) | Stamping Before Pating:30u" Ni;Contact Area Gold:15u" Min. | |
| X3025TM-PG01 | | | | Stamping Before Pating:30u" Ni;Contact Area Gold Flash | |
| X3025TM-PSN | | | | Stamping Before Pating:30u" Ni;70u"Sn | |
| PART NO | Material | Wire Range | Insulation O.D. | Finish | Used In XKB Housing |

For and on behalf of
XKB INDUSTRIAL PRECISION CO., LIMITED
香港星坤工業精密有限公司

| | | | | | | | | | | | | | | | |
|------|-------------|------|---------|----------|--|------------------------|-------|------|--|------|--|------------|--------------------------------|-------------|----------|
| △ X | | | | | | ANGULAR | ± 5° | DSND | | DATE | | SCALE: N/A | MODEL TYPE: | X3025TM-PXX | |
| △ X | | | | | | L ≤ 4 | ± 0.2 | DWN | | DATE | | VIEW: | PART NO.: | | |
| △ X | | | | | | 4 < L ≤ 16 | ± 0.3 | CHKD | | DATE | | UNIT: mm | 3.00 mm Crimp Style Connectors | | |
| △ X | | | | | | 16 < L ≤ 63 | ± 0.4 | APPD | | DATE | | SIZE: A4 | DWG NO.: | | |
| MARK | DESCRIPTION | DATE | REVISED | APPROVED | | L > 63 | ± 0.5 | | | | | | WEIGHT | SHEET | REVISION |
| | | | | | | UNSPECIFIED TOLERANCES | | | | | | | 1.0g | 1/1 | A0 |

REVISIONS
 Authorized Signature(s)

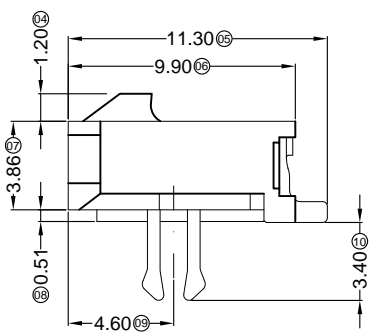
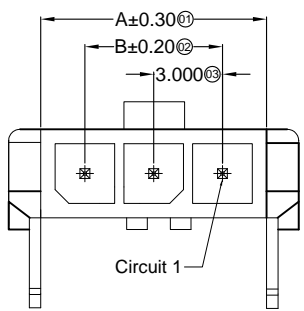
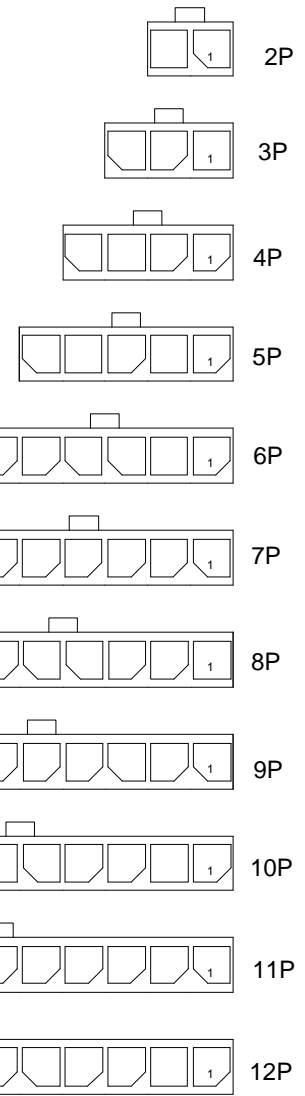
XKB INDUSTRIAL PRECISION CO., LIMITED



P.C.B. LAYOUT

- Specifications :
- Voltage rating: 250V AC / DC
 - Current rating: 5A AC / DC
 - Withstanding voltage: 1000V AC/minute
 - Temperature range: -25°C~+85°C
 - Insulation resistance: ≥1000MΩ
 - Contact resistance: ≤10mΩ
 - After environmental testing: ≤20mΩ

| Poles | Dimensions (mm) | | |
|-------|-----------------|-------|-------|
| | A | B | C |
| 02 | 6.85 | 3.00 | 7.30 |
| 03 | 9.85 | 6.00 | 10.30 |
| 04 | 12.85 | 9.00 | 13.30 |
| 05 | 15.85 | 12.00 | 16.30 |
| 06 | 18.85 | 15.00 | 19.30 |
| 07 | 21.85 | 18.00 | 22.30 |
| 08 | 24.85 | 21.00 | 25.30 |
| 09 | 27.85 | 24.00 | 28.30 |
| 10 | 30.85 | 27.00 | 31.30 |
| 11 | 33.85 | 30.00 | 34.30 |
| 12 | 36.85 | 33.00 | 37.30 |



X3025 W R S- XX C-XX XX XX

- ① Series No.
- ② Category: W-wafer
- ③ Welding Board Angle: R-90°
- ④ Welding Way: S-SMT
- ⑤ Row No.-Pin No. : XX-Single row
- ⑥ Special NO.: C-The harpoon
- ⑦ Material: LP-LCP 94V-0 66-PA66 94V-0
- ⑧ Planting Category:
SN-Bright tin plating 70U"
SW-Fog Tin plating
- ⑨ Color: Blank-natural color

| | | | | | | |
|------------------|---------------|---------------|-----------------|------------------------|----------------------|------------------------|
| 3025WRS-XXC-LPSW | LCP UL 94V-0 | Brass | Tin Plating Fog | Brass | Tin-Plated | X3025H |
| 3025WRS-XXC-LPSN | LCP UL 94V-0 | | Tin-Plated | | | |
| 3025WRS-XXC-66SN | PA66 UL 94V-0 | | | | | |
| PART NO | Material | Material(Pin) | Finish(Pin) | Material (Solder Tabs) | Finish (Solder Tabs) | Mates With XKB Housing |

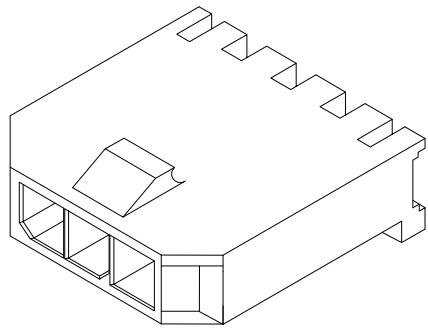
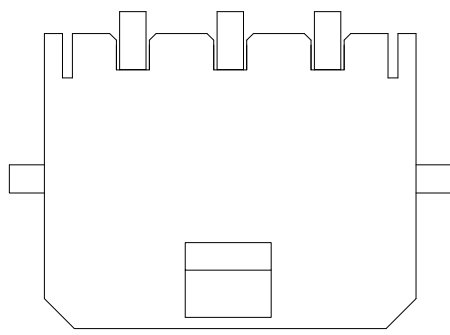
For and on behalf of
XKB INDUSTRIAL PRECISION CO., LIMITED
 香港星坤工業精密有限公司

| MARK | DESCRIPTION | DATE | REVISED | APPROVED | UNSPECIFIED TOLERANCES |
|------|-------------|------|---------|----------|------------------------|
| △ X | | | | | ANGULAR ±5° |
| △ X | | | | | L ≤ 4 ±0.2 |
| △ X | | | | | 4 < L ≤ 16 ±0.3 |
| | | | | | 16 < L ≤ 63 ±0.4 |
| | | | | | L > 63 ±0.5 |

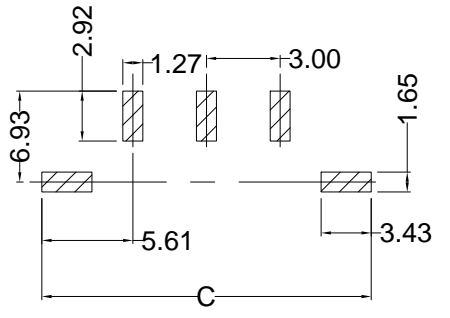
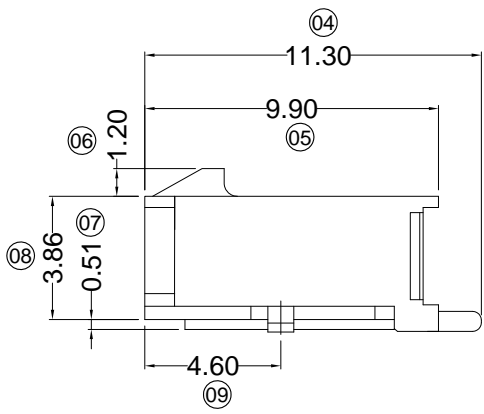
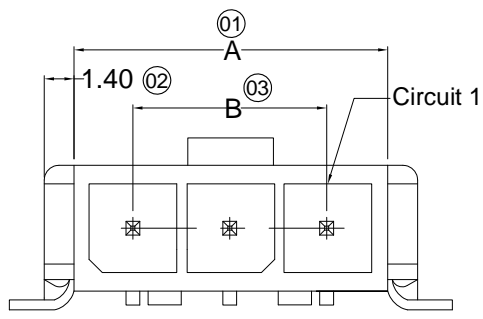
| | | | |
|------|------|------------|----------------------------------|
| DSND | DATE | SCALE: N/A | MODEL TYPE: X3025WRS-XXC-XXXX |
| DWN | DATE | VIEW: | PART NO.: |
| CHKD | DATE | UNIT: mm | 3.00 mm Crimp Style Connectors |
| APPD | DATE | SIZE: A4 | DWG NO.: |
| | | | WEIGHT 1.0g |
| | | | SHEET 1/1 |
| | | | REVISION A0 |

REVISIONS
 Authorized Signature(s)

XKB INDUSTRIAL PRECISION CO., LIMITED



- Specifications :**
- Voltage rating: 250V AC / DC
 - Current rating: 5A AC / DC
 - Withstanding voltage: 1000V AC/minute
 - Temperature range: -25°C~+85°C
 - Insulation resistance: ≥1000MΩ
 - Contact resistance: ≤10mΩ
 - After environmental testing: ≤20mΩ
 - Mark "*" Indicate Dimensions Need To Controlled In Emphasis



X3025 W R S- XX D-LP SW XX
 ①②③④ ⑤⑥⑦⑧⑨

- ① Series No.
- ② Category: W-wafer
- ③ Welding Board Angle: R-90°
- ④ Welding Way: S-SMT
- ⑤ Row No.-Pin No. XX-Single row
- ⑥ Special NO. D-Solder Tabs
- ⑦ Material: LP-LCP 94V-0
- ⑧ Planting Category: V** : All Gold-Plated; G** : Gold-Plated Contact; *01-Gold Flash ; *02-2U" ; *03-3U" ; *05-5U" ; *10-10U" ; *15-15U" ; *30-30U" ; *50-50U" ; SN1-Bright tin plating 120U" Min. ; SW-Fog Tin plating
- ⑨ Color: Blank-natural color

| Poles | Dimensions | | |
|-------|------------|-------|-------|
| | A | B | C |
| 2 | 6.85 | 3.00 | 14.20 |
| 3 | 9.85 | 6.00 | 17.20 |
| 4 | 12.85 | 9.00 | 20.20 |
| 5 | 15.85 | 12.00 | 23.20 |
| 6 | 18.85 | 15.00 | 26.20 |
| 7 | 21.85 | 18.00 | 29.20 |
| 8 | 24.85 | 21.00 | 32.20 |
| 9 | 27.85 | 24.00 | 35.20 |
| 10 | 30.85 | 27.00 | 38.20 |
| 11 | 33.85 | 30.00 | 41.20 |
| 12 | 36.85 | 33.00 | 44.20 |

| X3025WRS-XXD-LPG15 | LCP UL 94V-0 | Brass | Contact Area Gold: 15u" Min. | Brass | Tin-Plated | X3025H |
|--------------------|--------------|---------------|------------------------------|------------------------|----------------------|------------------------|
| X3025WRS-XXD-LPSW | LCP UL 94V-0 | Brass | Tin Plating Fog | Brass | Tin-Plated | X3025H |
| PART NO | Material | Material(Pin) | Finish(Pin) | Material (Solder Tabs) | Finish (Solder Tabs) | Mates With XKB Housing |

P.C.B. LAYOUT

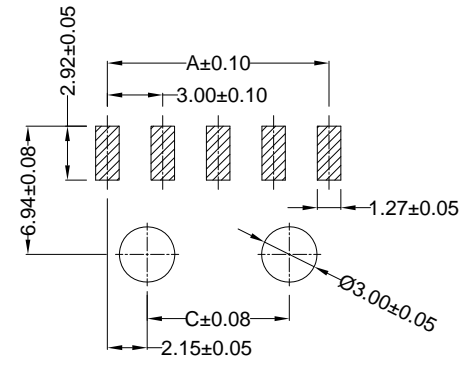
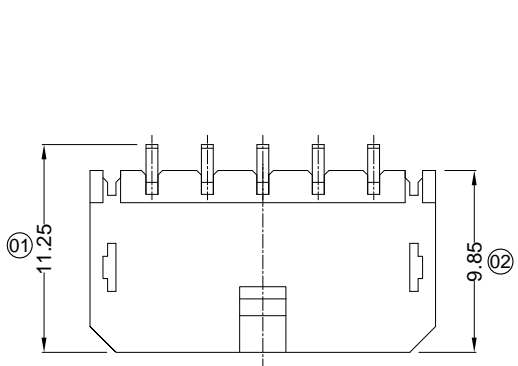
For and on behalf of
XKB INDUSTRIAL PRECISION CO., LIMITED
 香港星坤工業精密有限公司

| MARK | DESCRIPTION | DATE | REVISED | APPROVED | UNSPECIFIED TOLERANCES |
|------|-------------|------|---------|----------|------------------------|
| △ X | | | | | ANGULAR ±5° |
| △ X | | | | | L ≤ 4 ±0.2 |
| △ X | | | | | 4 < L ≤ 16 ±0.3 |
| △ X | | | | | 16 < L ≤ 63 ±0.4 |
| △ X | | | | | L > 63 ±0.5 |

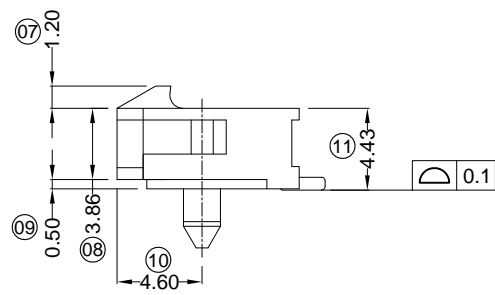
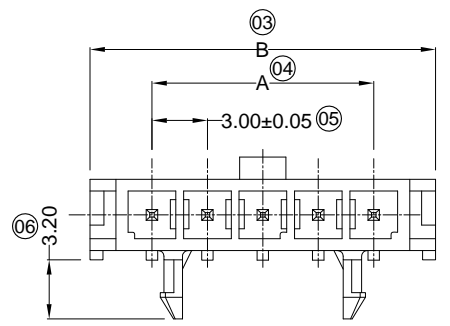
| | | | |
|------|------|------------|--------------------------------|
| DSND | DATE | SCALE: N/A | MODEL TYPE: |
| DWN | DATE | VIEW: | X3025WRS-XXD-LPXXX |
| CHKD | DATE | UNIT: mm | PART NO.: |
| APPD | DATE | SIZE: A4 | 3.00 mm Crimp Style Connectors |
| | | | DWG NO.: |
| | | WEIGHT | SHEET |
| | | 1.0g | 1/1 |
| | | REVISION | A0 |

REVISIONS
 Authorized Signature(s)

XKB INDUSTRIAL PRECISION CO., LIMITED



Recommended P.C.B Board Layout



- Specifications :
- Voltage rating: 250V AC / DC
 - Current rating: 5A AC / DC
 - Withstanding voltage: 1000V AC/minute
 - Temperature range: -25°C~+85°C
 - Insulation resistance: ≥1000MΩ
 - Contact resistance: ≤10mΩ
 - After environmental testing: ≤20mΩ

X3025 W R S-XX E-LP XX XX

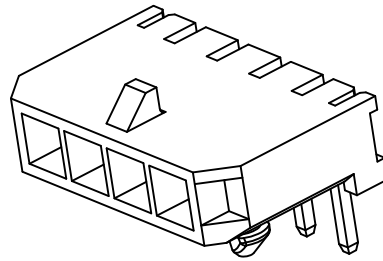
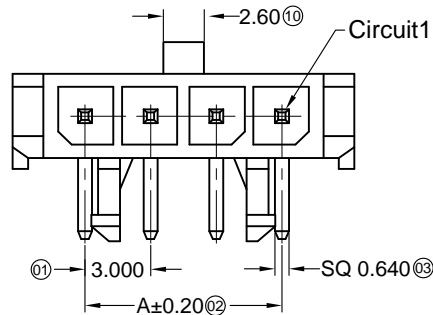
- ① Series No.
- ② Category:
W-wafer
- ③ Welding Board Angle:
R-90°
- ④ Welding Way:
S-SMT
- ⑤ Row No.-Pin No.
XX-Single row
- ⑥ Special NO.
E-With plastic positioning column
- ⑦ Material:
LP-LCP 94V-0
- ⑧ Planting Category:
V**:All Gold-Plated
G**:Gold-Plated Contact
*01-Gold Flash ; *02-2u" ; *03-3u" ; *05-5u"
*10-10u" ; *15-15u" ; *30-30u" ; *50-50u"
SN-Bright tin plating 70u"
SN1-Bright tin plating 120u"Min. ;
SW-Fog Tin plating
- ⑨ Color:
Blank-natural color

| Poles | Dimensions (mm) | | |
|-------|-----------------|-------|-------|
| | A | B | C |
| 02 | 3.00 | 9.65 | --- |
| 03 | 6.00 | 12.65 | --- |
| 04 | 9.00 | 15.65 | 4.70 |
| 05 | 12.00 | 18.65 | 7.70 |
| 06 | 15.00 | 21.65 | 10.70 |
| 07 | 18.00 | 24.65 | 13.70 |
| 08 | 21.00 | 27.65 | 16.70 |
| 09 | 24.00 | 30.65 | 19.70 |
| 10 | 27.00 | 33.65 | 22.70 |
| 11 | 30.00 | 36.65 | 25.70 |
| 12 | 33.00 | 39.65 | 28.70 |

| | | | | |
|-------------------|--------------|---------------|-----------------|------------------------|
| X3025WRS-XXE-LPSW | LCP UL 94V-0 | Brass | Tin Plating Fog | X3025H |
| X3025WRS-XXE-LPSN | | | Tin-Plated | |
| PART NO | Material | Material(Pin) | Finish(Pin) | Mates With XKB Housing |

For and on behalf of
XKB INDUSTRIAL PRECISION CO., LIMITED
香港星坤工業精密有限公司

| | | | | | | | | | | | |
|-------------------------|-------------|------|---------|----------|------------------------|---------------------------------------|------|------------|----------------------------------|-------|----------|
| △ X | DESCRIPTION | DATE | REVISED | APPROVED | UNSPECIFIED TOLERANCES | DSND | DATE | SCALE: N/A | MODEL TYPE: X3025WRS-XXE-LPXX | | |
| △ X | | | | | | DWN | DATE | VIEW: | PART NO.: | | |
| △ X | | | | | | CHKD | DATE | UNIT: mm | 3.00 mm Crimp Style Connectors | | |
| MARK | | | | | | APPD | DATE | SIZE: A4 | DWG NO.: | | |
| REVISIONS | | | | | | XKB INDUSTRIAL PRECISION CO., LIMITED | | | WEIGHT | SHEET | REVISION |
| Authorized Signature(s) | | | | | | | | | 1.0g | 1/1 | A0 |

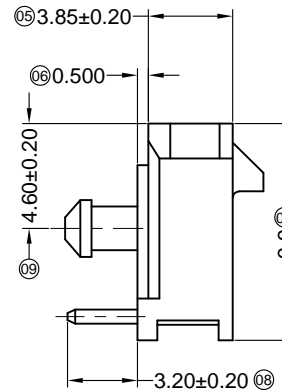
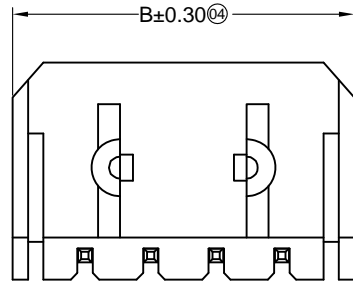


Specifications :

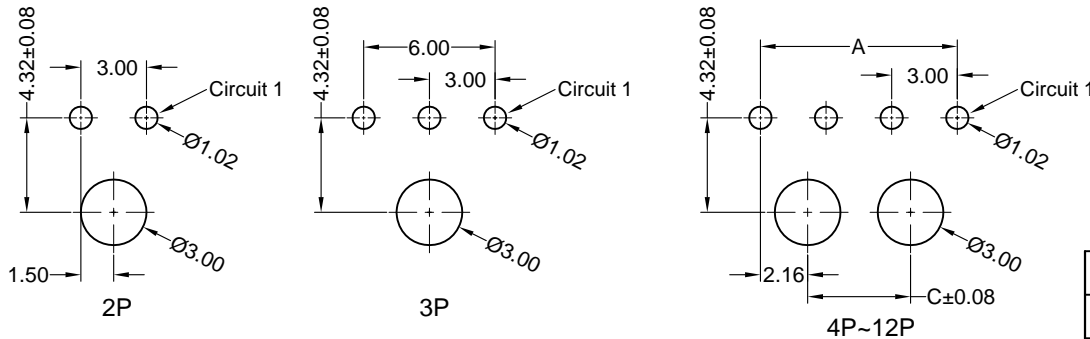
- Voltage rating: 250V AC / DC
- Current rating: 5A AC / DC
- Withstanding voltage: 1500V AC/minute
- Temperature range: -40°C~+105°C
- Insulation resistance: ≥1000MΩ
- Contact resistance: ≤10mΩ
- After environmental testing: ≤20mΩ

X3025 W R X - XX X - XX SN XX
 (01) (02) (03) (04) (05) (06) (07) (08) (09)

- (01) Series No.
- (02) Category: W-wafer
- (03) Welding Board Angle: R-90°
- (04) Welding Way: Blank-DIP
- (05) Row No.-Pin No.: XX-Single row
- (06) Plug the Pin & Special No.:
- (07) Material:
LP-LCP 94V-0 N0-PA9T 94V-0
- (08) Planting Category:
SN-Bright tin plating 70u" Min.
- (09) Color: Blank-Natural Color Black



| Poles | Dimensions(mm) | | | Poles | Dimensions(mm) | | |
|-------|----------------|-------|-------|-------|----------------|-------|-------|
| | A | B | C | | A | B | C |
| 01 | --- | 6.65 | --- | 07 | 18.00 | 24.65 | 13.70 |
| 02 | 3.00 | 9.65 | --- | 08 | 21.00 | 27.65 | 16.70 |
| 03 | 6.00 | 12.65 | --- | 09 | 24.00 | 30.65 | 19.70 |
| 04 | 9.00 | 15.65 | 4.70 | 10 | 27.00 | 33.65 | 22.70 |
| 05 | 12.00 | 18.65 | 7.70 | 11 | 30.00 | 36.65 | 25.70 |
| 06 | 15.00 | 21.65 | 10.70 | 12 | 33.00 | 39.65 | 28.70 |



Recommended P.C.B Layout
 General Tolerance±0.05

| | | | | |
|-------------------|---------------|---------------|-------------|------------------------|
| X3025WR-XX-N0SNXX | PA9T UL 94V-0 | Brass | Tin-Plated | X3025H |
| X3025WR-XX-LPSNXX | LCP UL 94V-0 | | | |
| PART NO | Material | Material(Pin) | Finish(Pin) | Mates With XKB Housing |

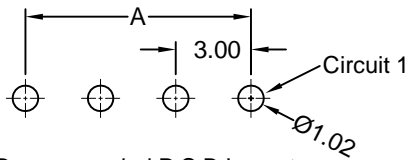
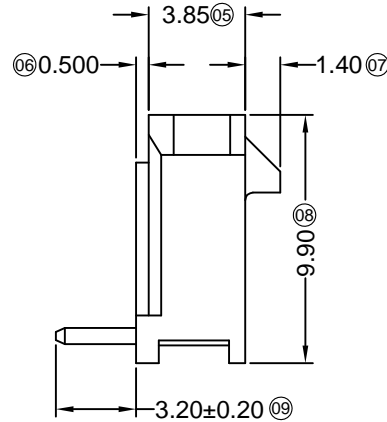
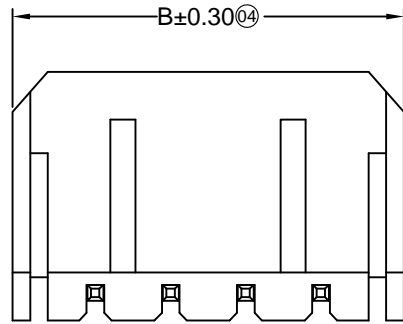
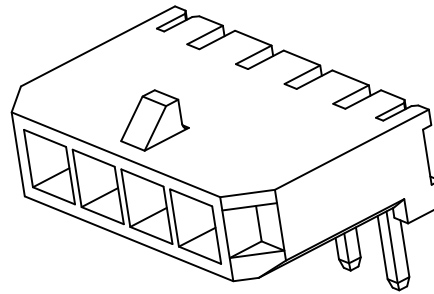
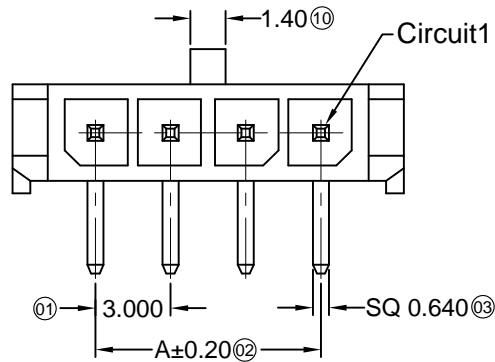
For and on behalf of
XKB INDUSTRIAL PRECISION CO., LIMITED
香港星坤工業精密有限公司

| MARK | DESCRIPTION | DATE | REVISED | APPROVED | UNSPECIFIED TOLERANCES |
|------|-------------|------|---------|----------|------------------------|
| △ X | | | | | ANGULAR ±5° |
| △ X | | | | | L ≤ 4 ±0.2 |
| △ X | | | | | 4 < L ≤ 16 ±0.3 |
| △ X | | | | | 16 < L ≤ 63 ±0.4 |
| MARK | | | | | L > 63 ±0.5 |

| | | | |
|------|------|------------|----------------------------------|
| DSND | DATE | SCALE: N/A | MODEL TYPE: X3025WR-XX-XXSNXX |
| DWN | DATE | VIEW: | PART NO.: |
| CHKD | DATE | UNIT: mm | 3.00mm Crimp Style Connectors |
| APPD | DATE | SIZE: A4 | DWG NO.: |
| | | | WEIGHT 1.0g |
| | | | SHEET 1/1 |
| | | | REVISION A0 |

Authorized Signature(s)

XKB INDUSTRIAL PRECISION CO., LIMITED



Recommended P.C.B Layout
General Tolerance±0.05

■ Specifications :

- Voltage rating: 250V AC / DC
- Current rating: 5A AC / DC
- Withstanding voltage:1500V AC/minute
- Temperature range: -40°C~+105°C
- Insulation resistance:≥1000MΩ
- Contact resistance: ≤10mΩ
- After environmental testing: ≤20mΩ

X3025 W R X - XX B - XX SN XX
① ② ③ ④ ⑤ ⑥ ⑦ ⑧ ⑨

- ① Series No.
- ② Category: W-wafer
- ③ Welding Board Angle: R-90°
- ④ Welding Way: Blank-DIP
- ⑤ Row No.-Pin No.: XX-01P~12P
- ⑥ Plug the Pin & Special No.:
B-Without positioning column
- ⑦ Material: LP-LCP 94V-0 ;
66-PA66 94V-0
- ⑧ Planting Category: SN-Bright tin plating
- ⑨ Color: Blank-Natural Color Black

| Poles | Dimensions(mm) | | Poles | Dimensions(mm) | |
|-------|----------------|-------|-------|----------------|-------|
| | A | B | | A | B |
| 01 | --- | 6.65 | 07 | 18.00 | 24.65 |
| 02 | 3.00 | 9.65 | 08 | 21.00 | 27.65 |
| 03 | 6.00 | 12.65 | 09 | 24.00 | 30.65 |
| 04 | 9.00 | 15.65 | 10 | 27.00 | 33.65 |
| 05 | 12.00 | 18.65 | 11 | 30.00 | 36.65 |
| 06 | 15.00 | 21.65 | 12 | 33.00 | 39.65 |

| | | | | |
|------------------|---------------|---------------|-------------|------------------------|
| X3025WR-XXB-66SN | PA66 UL 94V-0 | Brass | Tin-Plated | X3025H |
| X3025WR-XXB-LPSN | LCP UL 94V-0 | | | |
| PART NO | Material | Material(Pin) | Finish(Pin) | Mates With XKB Housing |

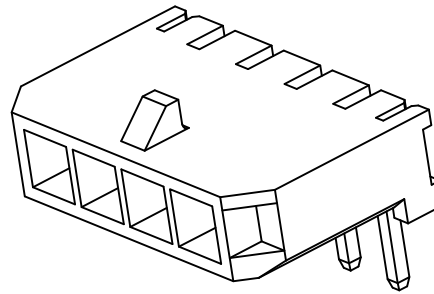
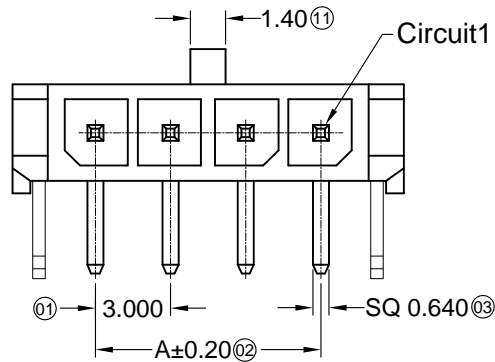
For and on behalf of
XKB INDUSTRIAL PRECISION CO., LIMITED
香港星坤工業精密有限公司

| MARK | DESCRIPTION | DATE | REVISED | APPROVED | UNSPECIFIED TOLERANCES |
|------|-------------|------|---------|----------|------------------------|
| △ X | | | | | ANGULAR ±5° |
| △ X | | | | | L ≤ 4 ±0.2 |
| △ X | | | | | 4 < L ≤ 16 ±0.3 |
| △ X | | | | | 16 < L ≤ 63 ±0.4 |
| △ X | | | | | L > 63 ±0.5 |

| | | | |
|------|------|------------|--|
| DSND | DATE | SCALE: N/A | MODEL TYPE: X3025WR-XXB-XXSN |
| DWN | DATE | VIEW: | PART NO.: 3.00mm Crimp Style Connectors |
| CHKD | DATE | UNIT: mm | DWG NO.: |
| APPD | DATE | SIZE: A4 | |
| | | | WEIGHT 1.0g |
| | | | SHEET 1/1 |
| | | | REVISION A0 |

Authorized Signature(s)

XKB INDUSTRIAL PRECISION CO., LIMITED

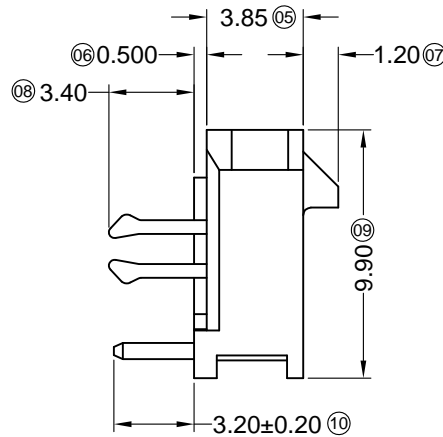
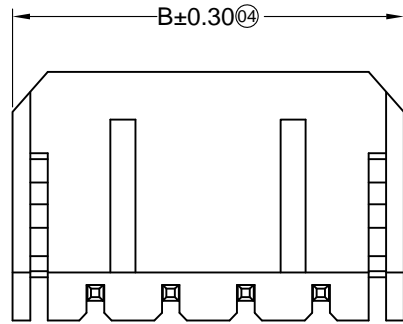


Specifications :

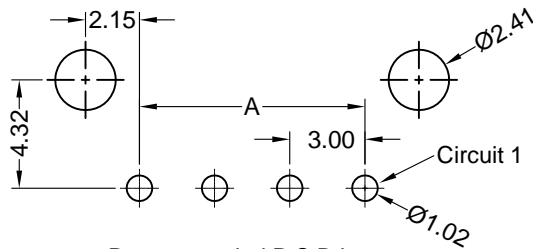
- Voltage rating: 250V AC / DC
- Current rating: 5A AC / DC
- Withstanding voltage: 1500V AC/minute
- Temperature range: -40°C~+105°C
- Insulation resistance: ≥1000MΩ
- Contact resistance: ≤10mΩ
- After environmental testing: ≤20mΩ

X3025 W R X - XX C - XX SN XX
 ① ② ③ ④ ⑤ ⑥ ⑦ ⑧ ⑨

- ① Series No.
- ② Category: W-wafer
- ③ Welding Board Angle: R-90°
- ④ Welding Way: Blank-DIP
- ⑤ Row No.-Pin No.: XX-01P~12P
- ⑥ Plug the Pin & Special No.: C-The harpoon
- ⑦ Material: LP-LCP 94V-0 ; 66-PA66 94V-0
- ⑧ Planting Category: SN-Bright tin plating
- ⑨ Color: Blank-Natural Color Black



| Poles | Dimensions(mm) | | Poles | Dimensions(mm) | |
|-------|----------------|-------|-------|----------------|-------|
| | A | B | | A | B |
| 01 | --- | 6.65 | 07 | 18.00 | 24.65 |
| 02 | 3.00 | 9.65 | 08 | 21.00 | 27.65 |
| 03 | 6.00 | 12.65 | 09 | 24.00 | 30.65 |
| 04 | 9.00 | 15.65 | 10 | 27.00 | 33.65 |
| 05 | 12.00 | 18.65 | 11 | 30.00 | 36.65 |
| 06 | 15.00 | 21.65 | 12 | 33.00 | 39.65 |



Recommended P.C.B Layout
 General Tolerance±0.05

| | | | | |
|------------------|---------------|---------------|-------------|-----------------------|
| X3025WR-XXC-66SN | PA66 UL 94V-0 | Brass | Tin-Plated | X3025H |
| X3025WR-XXC-LPSN | LCP UL 94V-0 | | | |
| PART NO | Material | Material(Pin) | Finish(Pin) | Mates WithXKB Housing |

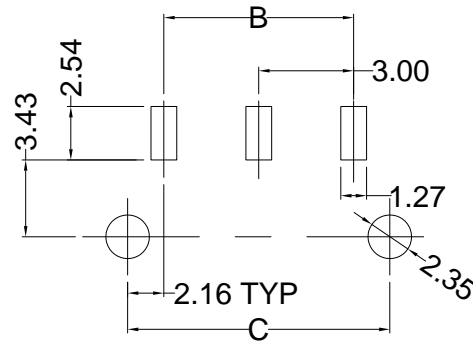
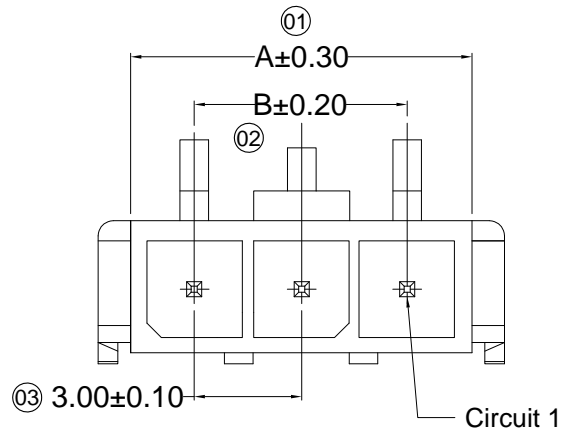
For and on behalf of
XKB INDUSTRIAL PRECISION CO., LIMITED
 香港星坤工業精密有限公司

| | | | |
|------|------|------------|---------------------------------|
| DSND | DATE | SCALE: N/A | MODEL TYPE: X3025WR-XXC-XXSN |
| DWN | DATE | VIEW: | PART NO.: |
| CHKD | DATE | UNIT: mm | 3.00mm Crimp Style Connectors |
| APPD | DATE | SIZE: A4 | DWG NO.: |
| | | | WEIGHT 1.0g |
| | | | SHEET 1/1 |
| | | | REVISION A0 |

| | | | | | | |
|------|-------------|------|---------|----------|------------------------|------|
| △ X | | | | | ANGULAR | ±5° |
| △ X | | | | | L ≤ 4 | ±0.2 |
| △ X | | | | | 4 < L ≤ 16 | ±0.3 |
| △ X | | | | | 16 < L ≤ 63 | ±0.4 |
| MARK | DESCRIPTION | DATE | REVISED | APPROVED | L > 63 | ±0.5 |
| | | | | | UNSPECIFIED TOLERANCES | |

Authorized Signature(s)

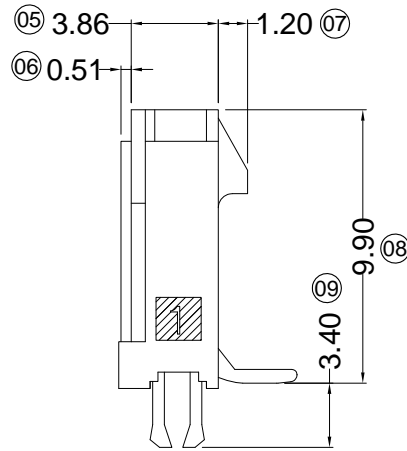
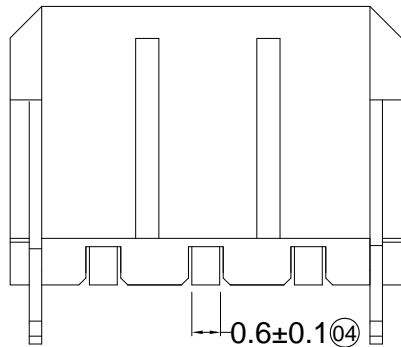
XKB INDUSTRIAL PRECISION CO., LIMITED



P.C.B. LAYOUT

Specifications :

- Voltage rating: 250V AC / DC
- Current rating: 5A AC / DC
- Withstanding voltage: 1000V AC/minute
- Temperature range: -25°C~+85°C
- Insulation resistance: ≥1000MΩ
- Contact resistance: ≤10mΩ
- After environmental testing: ≤20mΩ
- Mark "*" Indicate Dimensions Need to Controlled In Emphasis



X3025 W V S- XX C-XX XX XX

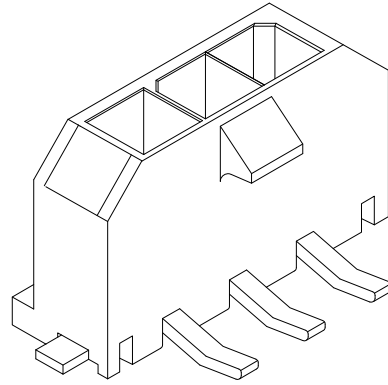
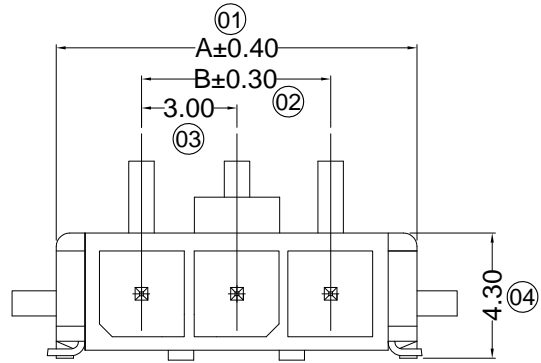
- ① Series No.
- ② Category: W-wafer
- ③ Welding Board Angle: V-180°
- ④ Welding Way: S-SMT
- ⑤ Row No.-Pin No. XX-Single row
- ⑥ Special NO. C-The harpoon
- ⑦ Material: LP-LCP 94V-0 66-PA66 94V-0
- ⑧ Planting Category: V** :All Gold-Plated G** :Gold-Plated Contact *01-Gold Flash ; *02-2U" ; *03-3U" ; *05-5U" *10-10U" ; *15-15U" ; *30-30U" ; *50-50U" SN1-Bright tin plating 70U" SN1-Bright tin plating 120U"Min. ; SW-Fog Tin plating
- ⑨ Color: Blank-natural color

| Poles | Dimensions (mm) | | |
|-------|-----------------|-------|-------|
| | A | B | C |
| 02 | 6.85 | 3.00 | 7.30 |
| 03 | 9.85 | 6.00 | 10.30 |
| 04 | 12.85 | 9.00 | 13.30 |
| 05 | 15.85 | 12.00 | 16.30 |
| 06 | 18.85 | 15.00 | 19.30 |
| 07 | 21.85 | 18.00 | 22.30 |
| 08 | 24.85 | 21.00 | 25.30 |
| 09 | 27.85 | 24.00 | 28.30 |
| 10 | 30.85 | 27.00 | 31.30 |
| 11 | 33.85 | 30.00 | 34.30 |
| 12 | 36.85 | 33.00 | 37.30 |

| | | | | | | |
|-------------------|---------------|---------------|-----------------|------------------------|----------------------|------------------------|
| X3025WVS-XXC-LPSW | LCP UL 94V-0 | Brass | Tin Plating Fog | Brass | Tin-Plated | X3025H |
| X3025WVS-XXC-66SN | PA66 UL 94V-0 | Brass | Tin-Plated | Brass | Tin-Plated | X3025H |
| PART NO | Material | Material(Pin) | Finish(Pin) | Material (Solder Tabs) | Finish (Solder Tabs) | Mates With XKB Housing |

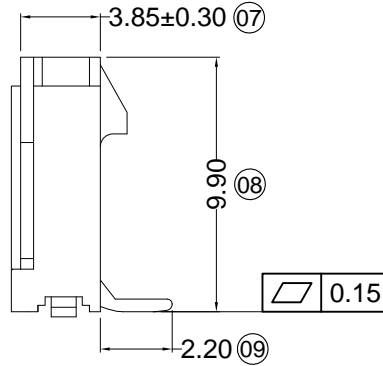
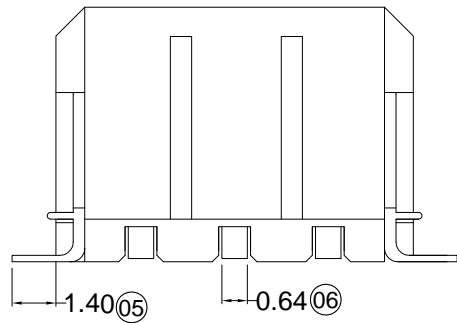
For and on behalf of
XKB INDUSTRIAL PRECISION CO., LIMITED
 香港星坤工業精密有限公司

| MARK | DESCRIPTION | DATE | REVISED | APPROVED | UNSPECIFIED TOLERANCES | DSND | DATE | SCALE: N/A | MODEL TYPE: X3025WVS-XXC-XXXX |
|-------------------------|-------------|------|---------|----------|------------------------|--|-------|------------|----------------------------------|
| △ X | | | | | ANGULAR ±5° | DWN | DATE | VIEW: | PART NO.: |
| △ X | | | | | L ≤ 4 ±0.2 | CHKD | DATE | UNIT: mm | 3.00 mm Crimp Style Connectors |
| △ X | | | | | 4 < L ≤ 16 ±0.3 | APPD | DATE | SIZE: A4 | DWG NO.: |
| △ X | | | | | 16 < L ≤ 63 ±0.4 | | | | |
| △ X | | | | | L > 63 ±0.5 | | | | |
| REVISIONS | | | | | | XKB INDUSTRIAL PRECISION CO., LIMITED | | | |
| Authorized Signature(s) | | | | | | WEIGHT | SHEET | REVISION | |
| | | | | | | 1.0g | 1/1 | A0 | |



Specifications :

- Voltage rating: 250V AC / DC
- Current rating: 5A AC / DC
- Withstanding voltage: 1000V AC/minute
- Temperature range: -25°C~+85°C
- Insulation resistance: ≥1000MΩ
- Contact resistance: ≤10mΩ
- After environmental testing: ≤20mΩ
- Mark "*" Indicate Dimensions Need To Controlled In Emphasis

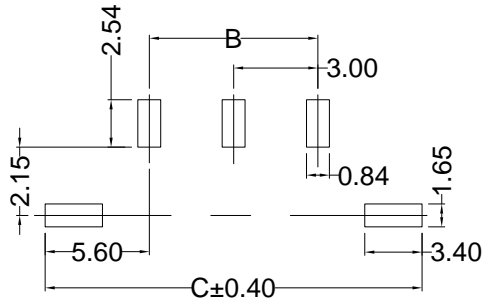


X3025 W V S- XX D-LP XX XX

① ② ③ ④ ⑤ ⑥ ⑦ ⑧ ⑨

- ① Series No.
- ② Category: W-wafer
- ③ Welding Board Angle: V-180°
- ④ Welding Way: S-SMT
- ⑤ Row No.-Pin No. XX-Single row
- ⑥ Special NO. D-Solder Tabs
- ⑦ Material: LP-LCP 94V-0
- ⑧ Planting Category: V**:All Gold-Plated; G**:Gold-Plated Contact; *01-Gold Flash ; *02-2U" ; *03-3U" ; *05-5U" ; *10-10U" ; *15-15U" ; *30-30U" ; *50-50U"
- ⑨ SN-Bright tin plating 70U" ; SN1-Bright tin plating 120U"Min. ; SW-Fog Tin plating
- ⑩ Color: Blank-natural color

| Poles | Dimensions(mm) | | |
|-------|----------------|-------|-------|
| | A | B | C |
| 02 | 9.70 | 3.00 | 12.50 |
| 03 | 12.70 | 6.00 | 15.50 |
| 04 | 15.70 | 9.00 | 18.50 |
| 05 | 18.70 | 12.00 | 21.50 |
| 06 | 21.70 | 15.00 | 24.50 |
| 07 | 24.70 | 18.00 | 27.50 |
| 08 | 27.70 | 21.00 | 30.50 |
| 09 | 30.70 | 24.00 | 33.50 |
| 10 | 33.70 | 27.00 | 36.50 |
| 11 | 36.70 | 30.00 | 39.50 |
| 12 | 39.70 | 33.00 | 42.50 |



P.C.B. LAYOUT

| | | | | | | |
|-------------------|--------------|---------------|----------------|------------------------|----------------------|-----------------------------|
| X3025WVS-XXD-LPSW | LCP UL 94V-0 | Brass | Tin Plated Fog | Brass | Tin Plated Fog | Mates With XKB5.70] Housing |
| X3025WVS-XXD-LPSN | LCP UL 94V-0 | | Tin-Plated | | Tin-Plated | |
| PART NO | Material | Material(Pin) | Finish(Pin) | Material (Solder Tabs) | Finish (Solder Tabs) | |

For and on behalf of
XKB INDUSTRIAL PRECISION CO., LIMITED
 香港星坤工業精密有限公司

Authorized Signature(s)

| | | | | | | |
|------|-------------|------|---------|----------|------------------------|-------|
| △ X | | | | | ANGULAR | ± 5° |
| △ X | | | | | L ≤ 4 | ± 0.2 |
| △ X | | | | | 4 < L ≤ 16 | ± 0.3 |
| MARK | DESCRIPTION | DATE | REVISED | APPROVED | 16 < L ≤ 63 | ± 0.4 |
| | | | | | L > 63 | ± 0.5 |
| | | | | | UNSPECIFIED TOLERANCES | |

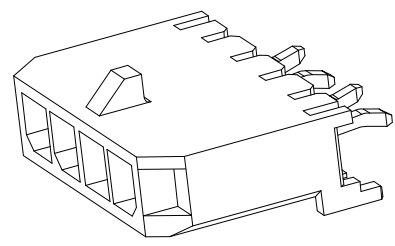
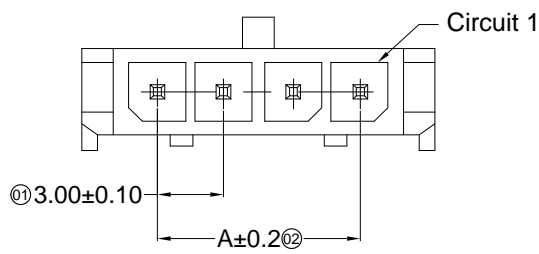
| | | | |
|------|------|------------|--------------------------------|
| DSND | DATE | SCALE: N/A | MODEL TYPE: X3025WVS-XXD-LPXX |
| DWN | DATE | VIEW: | PART NO.: |
| CHKD | DATE | UNIT: mm | 3.00 mm Crimp Style Connectors |
| APPD | DATE | SIZE: A4 | DWG NO.: |
| | | | WEIGHT 1.0g |
| | | | SHEET 1/1 |
| | | | REVISION A0 |

XKB INDUSTRIAL PRECISION CO., LIMITED

1 2 3 4 5 6 7 8

A
B
C
D
E
F

A
B
C
D
E
F



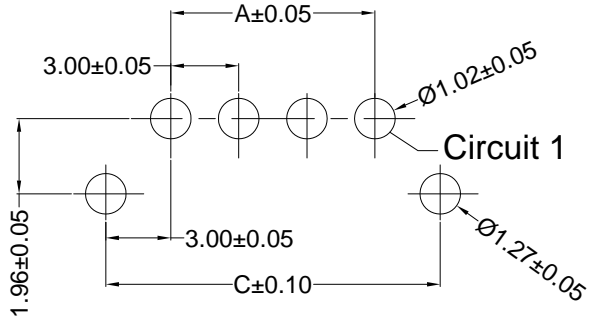
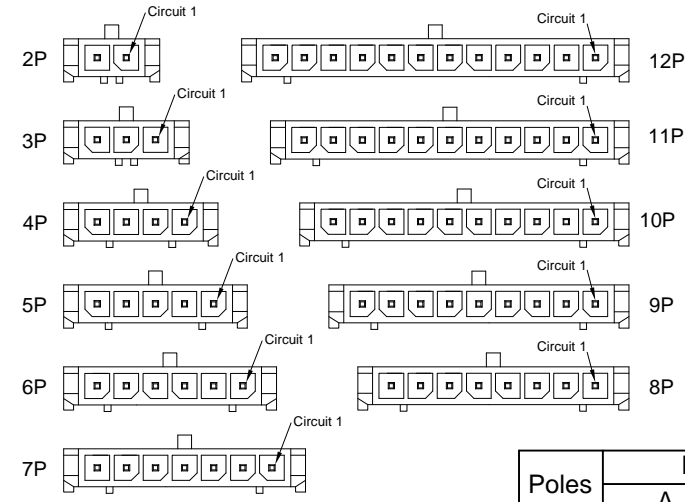
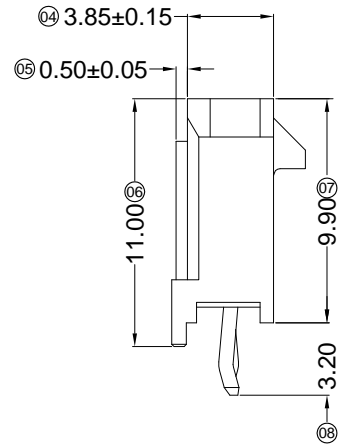
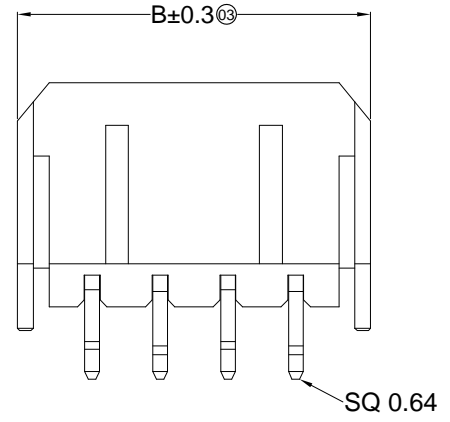
■ Specifications :

- Voltage rating: 250V AC / DC
- Current rating: 5A AC / DC
- Withstanding voltage: 1500V AC/minute
- Temperature range: -25°C~+85°C
- Insulation resistance: ≥1000MΩ
- Contact resistance: ≤10mΩ
- After environmental testing: ≤20mΩ

X3025 W V X-XX X- XX SN XX

① ② ③ ④ ⑤ ⑥ ⑦ ⑧ ⑨

- ① Series No.
- ② Category: W-wafer
- ③ Welding Board Angle: V- Straight 180°
- ④ Welding Way: Blank-DIP
- ⑤ Row No.-Pin No.: XX-02P~12P
- ⑥ Plug the Pin & Special No.:
- ⑦ Material: 46-PA46 94V-0 ; PT-PBT 94V-0; 66-PA66 94V-0
- ⑧ Planting Category: SN-Bright tin plating
- ⑨ Color: Blank-Natural Color



P.C.B LAYOUT

| | | | | |
|-----------------|---------------|---------------|-------------|------------------------|
| X3025WV-XX-66SN | PA66 UL 94V-0 | Brass | Tin-Plated | X3025H |
| X3025WV-XX-46SN | PA46 UL 94V-0 | | | |
| X3025WV-XX-PTS | PBT UL 94V-0 | | | |
| PART NO | Material | Material(Pin) | Finish(Pin) | Mates With XKB Housing |

| Poles | Dimensions(mm) | | |
|-------|----------------|-------|-------|
| | A | B | C |
| 02 | 3.00 | 9.65 | 9.00 |
| 03 | 6.00 | 12.65 | 12.00 |
| 04 | 9.00 | 15.65 | 15.00 |
| 05 | 12.00 | 18.65 | 18.00 |
| 06 | 15.00 | 21.65 | 21.00 |
| 07 | 18.00 | 24.65 | 24.00 |
| 08 | 21.00 | 27.65 | 27.00 |
| 09 | 24.00 | 30.65 | 30.00 |
| 10 | 27.00 | 33.65 | 33.00 |
| 11 | 30.00 | 36.65 | 36.00 |
| 12 | 33.00 | 39.65 | 39.00 |

For and on behalf of
XKB INDUSTRIAL PRECISION CO., LIMITED
 香港星坤工業精密有限公司

| | | | | | | |
|------|-------------|------|---------|----------|-------------|-------|
| △ X | | | | | ANGULAR | ± 5° |
| △ X | | | | | L ≤ 4 | ± 0.2 |
| △ X | | | | | 4 < L ≤ 16 | ± 0.3 |
| △ X | | | | | 16 < L ≤ 63 | ± 0.4 |
| MARK | DESCRIPTION | DATE | REVISED | APPROVED | L > 63 | ± 0.5 |

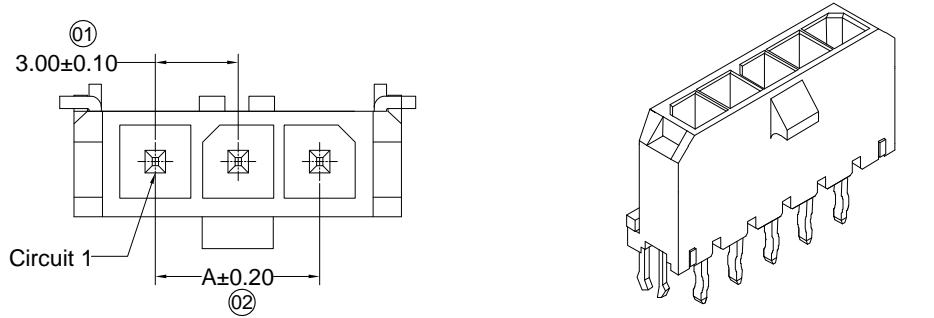
| | | | |
|------|------|------------|-------------------------------|
| DSND | DATE | SCALE: N/A | MODEL TYPE: X3025WV-XXXSN |
| DWN | DATE | VIEW: | PART NO.: |
| CHKD | DATE | UNIT: mm | 3.00mm Crimp Style Connectors |
| APPD | DATE | SIZE: A4 | DWG NO.: |

REVISIONS
 Authorized Signature(s)

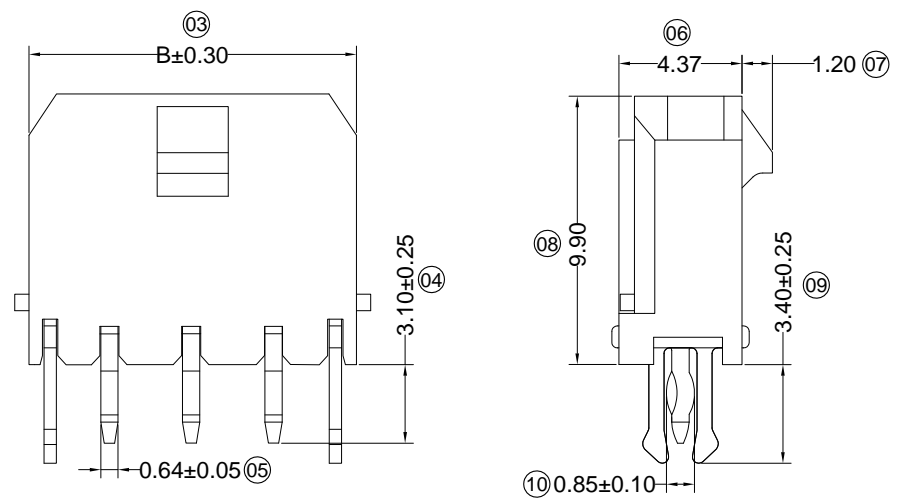
XKB INDUSTRIAL PRECISION CO., LIMITED

| | | |
|--------|-------|----------|
| WEIGHT | SHEET | REVISION |
| 1.0g | 1/1 | A0 |

1 2 3 4 5 6 7 8



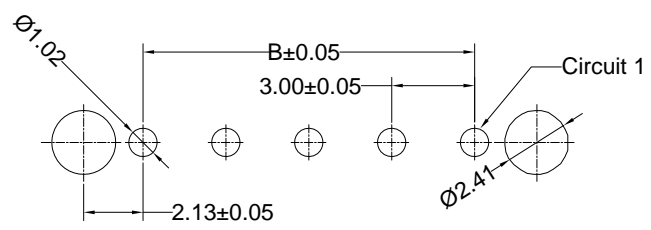
- Specifications :**
- Voltage rating: 250V AC / DC
 - Current rating: 5A AC / DC
 - Withstanding voltage: 1000V AC/minute
 - Temperature range: -25°C~+85°C
 - Insulation resistance: ≥1000MΩ
 - Contact resistance: ≤10mΩ
 - After environmental testing: ≤20mΩ



X3025W V X-XXC-XXSNXX

- ① Series No.
 ② Category: W-wafer
 ③ Welding Board Angle: V-180°
 ④ Welding Way: Blank-DIP
 ⑤ Row No.-Pin No. XX-Single row
 ⑥ Special NO. C-With a harpoon
 ⑦ Material: LP-LCP 94V-0 66-PA66 94V-0
 ⑧ Planting Category:
 V**:All Gold-Plated
 G**:Gold-Plated Contact
 *01-Gold Flash ; *02-2u" ; *03-3u" ; *05-5u"
 *10-10u" ; *15-15u" ; *30-30u" ; *50-50u"
 SN-Bright tin plating 70u"
 SN1-Bright tin plating 120u"Min. ;
 SW-Fog Tin plating
 ⑨ Color: Blank-natural color

| Poles | Dimensions (mm) | |
|-------|-----------------|-------|
| | A | B |
| 2 | 3.00 | 9.65 |
| 3 | 6.00 | 12.65 |
| 4 | 9.00 | 15.65 |
| 5 | 12.00 | 18.65 |
| 6 | 15.00 | 21.65 |
| 7 | 18.00 | 24.65 |
| 8 | 21.00 | 27.65 |
| 9 | 24.00 | 30.65 |
| 10 | 27.00 | 33.65 |
| 11 | 30.00 | 36.65 |
| 12 | 33.00 | 39.65 |



P.C.B LAYOUT

| | | | | |
|------------------|---------------|---------------|-------------|------------------------|
| X3025WV-XXC-66SN | PA66 UL 94V-0 | Brass | Tin-Plated | X3025H |
| X3025WV-XXC-LPSN | LCP UL 94V-0 | | | |
| PART NO | Material | Material(Pin) | Finish(Pin) | Mates With XKB Housing |

For and on behalf of
XKB INDUSTRIAL PRECISION CO., LIMITED
 香港星坤工業精密有限公司

| MARK | DESCRIPTION | DATE | REVISED | APPROVED | UNSPECIFIED TOLERANCES |
|------|-------------|------|---------|----------|------------------------|
| △ X | | | | | ANGULAR ±5° |
| △ X | | | | | L ≤ 4 ±0.2 |
| △ X | | | | | 4 < L ≤ 16 ±0.3 |
| | | | | | 16 < L ≤ 63 ±0.4 |
| | | | | | L > 63 ±0.5 |

| | | | |
|------|------|------------|---------------------------------|
| DSND | DATE | SCALE: N/A | MODEL TYPE: X3025WV-XXC-XXSN |
| DWN | DATE | VIEW: | PART NO.: |
| CHKD | DATE | UNIT: mm | 3.00 mm Crimp Style Connectors |
| APPD | DATE | SIZE: A4 | DWG NO.: |
| | | | WEIGHT 1.0g |
| | | | SHEET 1/1 |
| | | | REVISION A0 |

REVISIONS
 Authorized Signature(s)

XKB INDUSTRIAL PRECISION CO., LIMITED

X-ON Electronics

Largest Supplier of Electrical and Electronic Components

Click to view similar products for [Terminals](#) category:

Click to view products by [XKB](#) manufacturer:

Other Similar products are found below :

[00-054007-01074-6](#) [00-054007-70206-1](#) [00-054007-70210-8](#) [00-054007-70217-7](#) [00-054007-70228-3](#) [00-054007-70256-6](#) [00-054007-70316-7](#) [00-054007-49560-4](#) [00-054007-70209-2](#) [00-054007-70231-3](#) [00-054007-70241-2](#) [00-054007-70242-9](#) [00-054007-70246-7](#) [00-054007-70263-4](#) [00-054007-70288-7](#) [00-054007-70290-0](#) [00-054007-70300-6](#) [00-054007-70304-4](#) [01-2900-1-04412](#) [00581P0075](#) [600TS-10](#) [604200-1](#) [605601-1](#) [60598-1-CUT-TAPE](#) [60617-1-C](#) [61314-6-C](#) [61810-3](#) [62149-1](#) [626-0194](#) [62-NBM-A](#) [62-SP](#) [63-S](#) [M55155/059I03](#)
[M55155/079C01](#) [M55155/099B03](#) [M55155/099H02](#) [M55155/109H01](#) [M55155/12XH05](#) [M55155/16XH02](#) [M55155/29-5S](#) [M55155/29XJ08](#)
[M55155/30-6S](#) [M55155/30-9S](#) [M55155/30XI09](#) [696683-1](#) [696861-1](#) [696999-1](#) [M86700006](#) [D18-110B-C](#) [D18-110B-M](#)