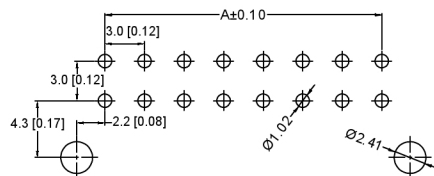
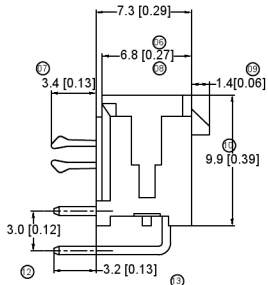
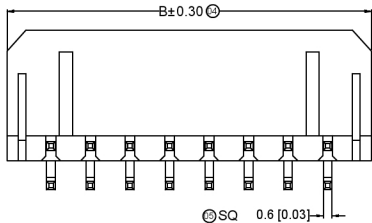
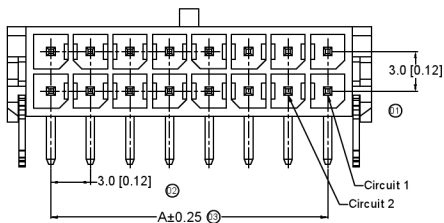


Specifications :

- Voltage rating: 250V AC / DC
- Current rating: 5A AC / DC
- Withstanding voltage: 1000V AC/minute
- Temperature range: -25°C~+85°C
- Insulation resistance: $\geq 1000\Omega$
- Contact resistance: $\leq 10\text{m}\Omega$
- After environmental testing : $\leq 20\text{m}\Omega$

X3025 WR X - 2*XX C-XX XX XX

- ① ② ③ ④ ⑤ ⑥ ⑦ ⑧ ⑨
- Series No.
 - Category : W-wafer
 - Welding Board Angle: R-90°
 - Welding Way: Blank-DIP
 - Row No.-Pin No.: 2*XX-2*01P-2*12P
 - Special NO. : C-The harpoon
 - Material :
46-P A46 94V-0 66-PA66 94V-0 LP-LCP 94V-0
 - Plating Category:
G** Gold-Plated Contact "02-2u"
SN-Bright tin plating 70u"
 - Color : Blank-natural color



Recommended PCB Layout

General Tolerance \pm 0.05

广东星坤科技股份有限公司

生 日期

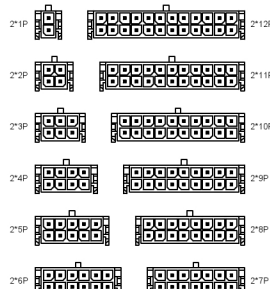
文件工程章

REVISIONS

www.heloxkb.com

XKB ANGLAR $\pm 5^\circ$
L ≤ 4 ± 0.2
4 < L ≤ 16 ± 0.3
16 < L ≤ 63 ± 0.4
L > 63 ± 0.5

UNSPECIFIED TOLERANCES



Scale 1:3

| Poles | Dimensions (mm) | |
|-------|-----------------|-------|
| | A | B |
| 2*01 | --- | 6.65 |
| 2*02 | 3.00 | 9.65 |
| 2*03 | 6.00 | 12.65 |
| 2*04 | 9.00 | 15.65 |
| 2*05 | 12.00 | 18.65 |
| 2*06 | 15.00 | 21.65 |
| 2*07 | 18.00 | 24.65 |
| 2*08 | 21.00 | 27.65 |
| 2*09 | 24.00 | 30.65 |
| 2*10 | 27.00 | 33.65 |
| 2*11 | 30.00 | 36.65 |
| 2*12 | 33.00 | 39.65 |

| | | | | |
|------------------------------|-------------------|----------------|-------------|------------------------|
| Δ X3025WR-2*XXC-66G02 | Nylon 66 UL 94V-0 | Brass | Gold Flash | X3025H |
| X3025WR-2*XXC-LPSN | LCP UL 94V-0 | | Tin-Plated | |
| X3025WR-2*XXC-46SN | Nylon 46 UL 94V-0 | | | |
| X3025WR-2*XXC-66SN | Nylon 66 UL 94V-0 | | | |
| Part No. | Material | Material (P**) | Finish(P**) | Mates With xXB Housing |

| | | | |
|---------------------------------------|------|-------------|-----------------------------------|
| DSND | DATE | SCALE: NA | MODEL TYPE: X3025WR-2*XXC-XXXX |
| DWNN | DATE | VIEW: | PART NO.: |
| CHKD | DATE | UNIT: mm/in | 3.00 mm Crimp Style Connectors |
| APPD | DATE | SIZE: A4 | DWG NO.: |
| XKB INDUSTRIAL PRECISION CO., LIMITED | | | WEIGHT 1.0g |
| | | | SHEET 1/1 |
| | | | REVISION A0 |

X-ON Electronics

Largest Supplier of Electrical and Electronic Components

Click to view similar products for [Headers & Wire Housings](#) category:

Click to view products by [XKB](#) manufacturer:

Other Similar products are found below :

[57102-F02-18ULF](#) [58102-G61-06LF](#) [0009485154](#) [009176003701906](#) [0050291907](#) [02.125.8002.8](#) [609-3404](#) [61062-3](#) [622-0430](#) [622-3653LF](#)
[63453-116](#) [636-1030](#) [636-1427](#) [636-3427](#) [636-4007](#) [641938-9](#) [644827-2](#) [65495-038](#) [65692-001LF](#) [65781-018](#) [65781-047](#) [65817-010LF](#)
[65817-015LF](#) [66207-023LF](#) [67016-026LF](#) [67095-007LF](#) [68631-112](#) [68645-018](#) [68648-049](#) [699319-000](#) [70.362.1628.0](#) [70-4210](#) [70-4226B](#)
[70-4853B](#) [707-5020](#) [707-5028](#) [71.350.2428.0](#) [71961-016LF](#) [733-134](#) [754199-000](#) [760-3052](#) [787-8014-00](#) [FCN-367T-T012/H](#) [80.063.4001.1](#)
[800-90-001-10-001000](#) [800-90-010-10-002000](#) [801-43-002-10-013000](#) [801-43-006-10-002000](#) [803-41-018-10-001000](#) [803-43-014-20-](#)
[001000](#)