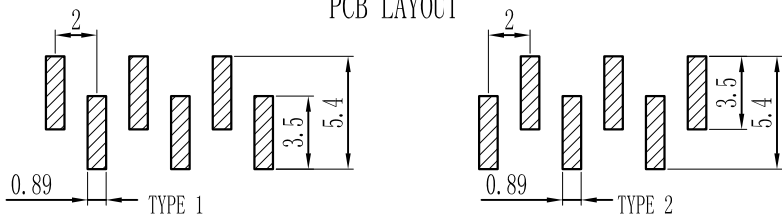
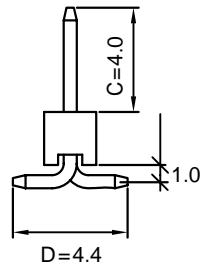
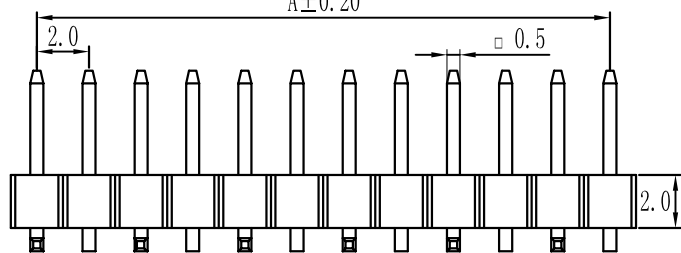
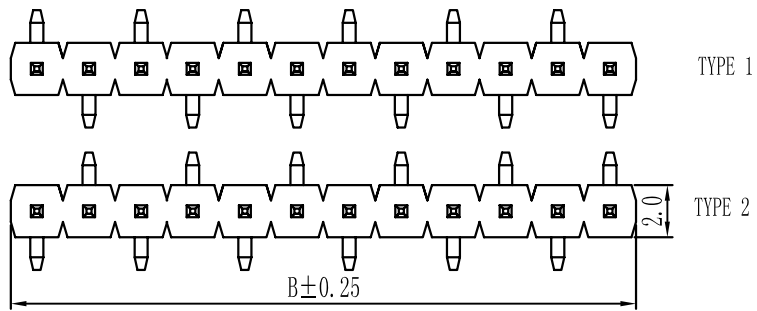


| Pin数 | 尺寸A | 尺寸B |
|------|------|------|
| 1 | | 2.0 |
| 2 | 2.0 | 4.0 |
| 3 | 4.0 | 6.0 |
| 4 | 6.0 | 8.0 |
| 5 | 8.0 | 10.0 |
| 6 | 10.0 | 12.0 |
| 7 | 12.0 | 14.0 |
| 8 | 14.0 | 16.0 |
| 9 | 16.0 | 18.0 |
| 10 | 18.0 | 20.0 |
| 11 | 20.0 | 22.0 |
| 12 | 22.0 | 24.0 |
| 13 | 24.0 | 26.0 |
| 14 | 26.0 | 28.0 |
| 15 | 28.0 | 30.0 |
| 16 | 30.0 | 32.0 |
| 17 | 32.0 | 34.0 |
| 18 | 34.0 | 36.0 |
| 19 | 36.0 | 38.0 |
| 20 | 38.0 | 40.0 |
| 21 | 40.0 | 42.0 |
| 22 | 42.0 | 44.0 |
| 23 | 44.0 | 46.0 |
| 24 | 46.0 | 48.0 |
| 25 | 48.0 | 50.0 |
| 26 | 50.0 | 52.0 |
| 27 | 52.0 | 54.0 |
| 28 | 54.0 | 56.0 |
| 29 | 56.0 | 58.0 |
| 30 | 58.0 | 60.0 |
| 31 | 60.0 | 62.0 |
| 32 | 62.0 | 64.0 |
| 33 | 64.0 | 66.0 |
| 34 | 66.0 | 68.0 |
| 35 | 68.0 | 70.0 |
| 36 | 70.0 | 72.0 |
| 37 | 72.0 | 74.0 |
| 38 | 74.0 | 76.0 |
| 39 | 76.0 | 78.0 |
| 40 | 78.0 | 80.0 |



Specifications :

- Voltage rating: 250VAC / DC
- Current rating: 3A AC / DC
- Withstanding voltage: 1000V AC/minute
- Temperature range: -40 to +105
- Insulation resistance: ≥1000M Min
- Contact resistance: ≤20M Max
- Material: PA6T 94V-0
- Planting Category: 1U"Gold
- Color: Blank-Natural color

X4611 W V S - XX I -C40 D44 -X

① ② ③ ④ ⑤ ⑥ ⑦ ⑧ ⑨

- ① Series No.
- ② Category: W-wafer
- ③ Welding Board Angle: V- Stright 90°
- ④ Welding Way: S-SMT
- ⑤ Row No -Pin No : XX- 01P-40P
- ⑥ Plastic height: l=2.0mm
- ⑦ Pin length:C=4.0mm
- ⑧ Pin length:D=6.4mm
- ⑨ TYPE: R1 ; R2

| | | | | |
|-----------------------|------------|---------------|-------------|-----------------------|
| X4611WVS-XXI-C40D44-X | PA6T 94V-0 | Brass | 1U"Gold | X4611F |
| PART NO | Material | Material(Pin) | Finlsh(Pin) | Suitable XKB Terminal |

For and on behalf of
XKB INDUSTRIAL PRECISION CO., LIMITED
香港星坤工業精密有限公司

Authorized Signature(s)

| | | | |
|------|------|------------|--|
| DSND | DATE | SCALE: N/A | MODEL TYPE: X4611WVS-XXI-C40D44-X |
| DWN | DATE | VIEW: | PART NO.: 2.0 mm Crimp Style Connectors |
| CHKD | DATE | UNIT: mm | DWG NO.: |
| APPD | DATE | SIZE: A4 | |
| | | | WEIGHT 1.0g |
| | | | SHEET 1/1 |
| | | | REVISION A0 |

XKB INDUSTRIAL PRECISION CO., LIMITED

| | |
|-------------|------|
| ANGULAR | ±5° |
| L ≤ 4 | ±0.2 |
| 4 < L ≤ 16 | ±0.3 |
| 16 < L ≤ 63 | ±0.4 |
| L > 63 | ±0.5 |

UNSPECIFIED TOLERANCES

X-ON Electronics

Largest Supplier of Electrical and Electronic Components

Click to view similar products for [Headers & Wire Housings](#) category:

Click to view products by [XKB](#) manufacturer:

Other Similar products are found below :

[57102-F02-18ULF](#) [58102-G61-06LF](#) [0009485154](#) [009176003701906](#) [0050291907](#) [02.125.8002.8](#) [609-3404](#) [61062-3](#) [622-0430](#) [622-3653LF](#)
[63453-116](#) [636-1030](#) [636-1427](#) [636-3427](#) [636-4007](#) [641938-9](#) [644827-2](#) [65495-038](#) [65692-001LF](#) [65781-018](#) [65781-047](#) [65817-010LF](#)
[65817-015LF](#) [66207-023LF](#) [67016-026LF](#) [67095-007LF](#) [68631-112](#) [68645-018](#) [68648-049](#) [699319-000](#) [70.362.1628.0](#) [70-4210](#) [70-4226B](#)
[70-4853B](#) [707-5020](#) [707-5028](#) [71.350.2428.0](#) [71961-016LF](#) [733-134](#) [754199-000](#) [760-3052](#) [787-8014-00](#) [FCN-367T-T012/H](#) [80.063.4001.1](#)
[800-90-001-10-001000](#) [800-90-010-10-002000](#) [801-43-002-10-013000](#) [801-43-006-10-002000](#) [803-41-018-10-001000](#) [803-43-014-20-](#)
[001000](#)