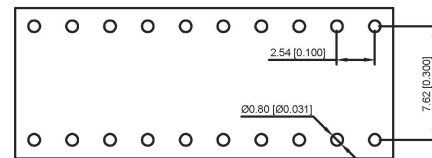
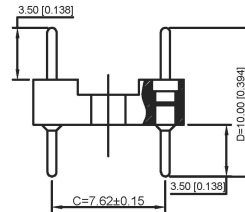
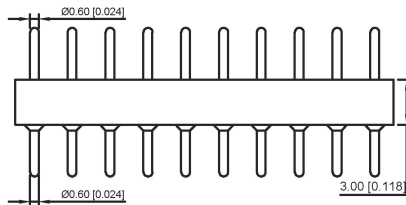
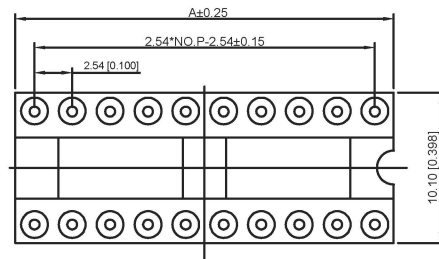


Poles	Dimenslons(mm) A
2*02	5.08
2*03	7.62
2*04	10.16
2*05	12.70
2*06	15.24
2*07	17.78
2*08	20.32
2*09	22.86
2*10	25.40
2*12	30.48
2*14	35.56
2*16	40.64
2*20	50.80
2*21	53.34
2*24	60.96
2*25	63.50



Recommended P.C.B
Layout(±0.05)

Technical Data

Pin(outer sleeve):Brass,machined CuZn38Pb2

Insulator:PPS UL94V-0 colour:black

Current rating:3Amps

Mating pin Ø:0.60mm

Mechanical life:min 500cycles

Contact resistance:max 10m Ω

Dielectric strength:min 1000V RMS

Operating temperature:-40°C to+105°C

Soldering temperature:+255°C

X5621 W V-2*XX-C762 D1000-1000

- ① ② ③ ④ ⑤ ⑥ ⑦

- ① Series.NO.
- ② Category : W-Wafer
- ③ Welding Board Angle : V-Straight 180°
- ④ Row No-Pin No:2*XX-03,04,05,06,07,08,09,10,12,14,16 20,21,24,25
- ⑤ Plastic Height :C=7.62mm
- ⑥ Pin Length :D:1000=10.0mm;0420=4.2mm;0740=7.40mm;
0743=7.43mm;0920=9.20mm;1020=10.20mm;1120=11.20mm;
1150=11.50mm;1170=11.70mm;1390=13.9mm;1340=13.40mm
1370=13.70mm;1420=14.20mm;1520=15.20mm;1620-16.20mm
1780=17.80mm;1820=18.20mm
- ⑦ 1000 Type1000

X5621WV-2*XX-C762D1000-1000	PPS 94V-0	Brass	Tin Gold 1u"	X5621F
PART NO	Material	Material(Terminal)	Finish(Terminal)	Mates With XKB Pin Header

广东星坤科技股份有限公司

生 日期
發 日期

ΔX
MARK 文件 工程 章

REVISIONS

www.xk-ig.cn www.helloxkb.com www.helloxkb.cn

ANGLAR ±5°
L ≤ 4 ±0.2
4 < L ≤ 16 ±0.3
16 < L ≤ 63 ±0.4
L > 63 ±0.5

UNSPECIFIED TOLERANCES

DSND	DATE	SCALE: N/A	MODEL TYPE:
DWN	DATE	VIEW:	PART NO.:
CHKD	DATE	UNIT: mm/in	DWG NO.:
APPD	DATE	SIZE: A4	X5621WV-2*XX-C762D1000-1000
KKB INDUSTRIAL PRECISION CO., LIMITED			WEIGHT SHEET REVISION
			1.0g 1/1 A0

X-ON Electronics

Largest Supplier of Electrical and Electronic Components

Click to view similar products for [IC & Component Sockets](#) category:

Click to view products by [XKB](#) manufacturer:

Other Similar products are found below :

[614-DG5](#) [673](#) [712-93-120-41-001000](#) [714-93-104-31-018000](#) [8-1437531-4](#) [8150-6P10](#) [835-43-014-10-001000](#) [851-41-006-10-001000](#)
[851-43-008-20-001000](#) [851-43-014-20-001000](#) [851-93-006-20-001000](#) [851-93-010-20-001000](#) [853-43-020-10-001000](#) [86.010.0053.0](#)
[116-43-308-41-007000](#) [121-13-318-41-001000](#) [121-13-308-41-001000](#) [123-43-314-41-801000](#) [122-13-316-41-001000](#) [123-13-624-41-001000](#)
[123-43-306-41-001000](#) [12-3513-11](#) [126-43-310-41-002000](#) [1437503-9](#) [APA-640-G-P](#) [146-44-308-41-013000](#) [146-43-308-41-012000](#)
[160-10-308-00-001000](#) [160-40-320-00-001000](#) [2-382761-4](#) [2-5331677-4](#) [2-640360-3](#) [2801-3-00-44-00-00-07-0](#) [299-83-314-11-001101](#)
[1986000-2](#) [2103331641101000](#) [210-43-320-41-001000](#) [210-99-628-41-001000](#) [2-1437504-6](#) [2-1437515-5](#) [2-1437531-2](#) [214-AG19D](#) [232-](#)
[1270-51-0602](#) [2-822114-3](#) [3104112041001000](#) [310-91-132-41-001](#) [311-13-103-41-001000](#) [3-1437506-7](#) [3-1437508-1](#) [315-13-132-41-003000](#)