

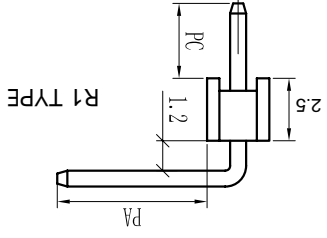
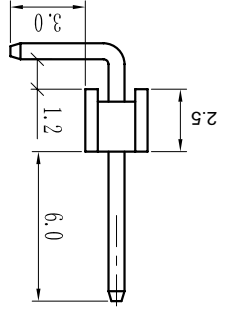
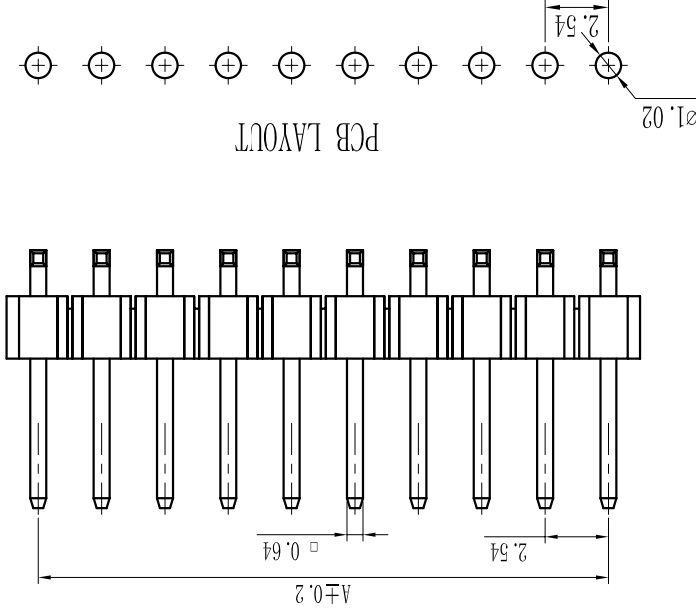
Pin	A	B
1	2.54	5.08
2	2.54	5.08
3	5.08	7.62
4	7.62	10.16
5	10.16	12.70
6	12.70	15.24
7	15.24	17.78
8	17.78	20.32
9	20.32	22.86
10	22.86	25.40
11	25.40	27.94
12	27.94	30.48
13	30.48	33.02
14	33.02	35.56
15	35.56	38.10
16	38.10	40.64
17	40.64	43.18
18	43.18	45.72
19	45.72	48.26
20	48.26	50.80
21	50.80	53.34
22	53.34	55.88
23	55.88	58.42
24	58.42	60.96
25	60.96	63.50
26	63.50	66.04
27	66.04	68.58
28	68.58	71.12
29	71.12	73.66
30	73.66	76.20
31	76.20	78.74
32	78.74	81.28
33	81.28	83.82
34	83.82	86.36
35	86.36	88.90
36	88.90	91.44
37	91.44	93.98
38	93.98	96.52
39	96.52	99.06
40	99.06	101.60

For and on behalf of
XKB INDUSTRIAL PRECISION CO., LIMITED
 香港星坤工業精密有限公司

MARK	DESCRIPTION	DATE	REVISED	APPROVED	UNSPECIFIED TOLERANCES
△ X					L > 63 ±0.5
△ X					16 < L ≤ 63 ±0.4
△ X					4 < L ≤ 16 ±0.3
					L ≤ 4 ±0.2
					ANGULAR ±5°

REVISIONS	REVISED SIGNATURE(S)	
APPD	DATE	
CHKD	DATE	
DWN	DATE	
DSND	DATE	
MODEL TYPE:	SCALE: N/A	
PART NO.: X6511WR-XXH-C30D60-X		
VIEW:		
UNIT: mm	DATE	
SIZE: A4	DATE	
DWG NO.:		
2.54mm Crimp Style Connectors		
WEIGHT	SHEET	REVISION
1.0g	1/1	A0

PART NO	Material	Material(Pin)	Finish(Pin)	Suitable XKB Terminal
X6511WR-XXH-C30D60-X	PA6T 94V-0	Brass	1U"Gold	X6511WF



- Specifications :**
- Voltage rating: 250VAC / DC
 - Current rating: 3A AC / DC
 - Withstanding voltage: 1000V AC/minute
 - Temperature range: -40 to +105
 - Insulation resistance: ≥1000M Min
 - Contact resistance: ≤20M Max
 - Material: PA6T 94V-0
 - Plating Category: 1U"Gold
 - Color: Blank-Natural color
- X6511 W R - XX H-C30 D60 - X**
- ① Series No.
 ② Category: W-water
 ③ Welding Board Angle: R-Right Angle 90°
 ④ Row No -Pin No : XX-01P-40P
 ⑤ Plastic height: H=2.5mm
 ⑥ Pin length:C=3.0mm
 ⑦ Pin length:D=6.0mm
 ⑧ TYPE: R1 ; R2

X-ON Electronics

Largest Supplier of Electrical and Electronic Components

Click to view similar products for [Headers & Wire Housings](#) category:

Click to view products by [XKB](#) manufacturer:

Other Similar products are found below :

[95000-104TRLF](#) [10135584-644402LF](#) [DF62W-EP2022PCA](#) [95000-106TRLF](#) [DF62W-2022SCA](#) [DF62W-EP2022PC](#) [2203348](#) [DF62W-2022SC](#) [1084018](#) [1029039](#) [1084017](#) [802-10-012-10-002000](#) [1112640](#) [1112639](#) [891-007-9SS-BST1T](#) [000-34000](#) [0008550134](#) [0009482033](#) [0009507031](#) [57102-F02-18ULF](#) [57102-S06-03LF](#) [57202-S52-04LF](#) [PCN6-15S-2.5E](#) [0039019024](#) [58102-G61-06LF](#) [582553-1](#) [0009485154](#) [0009508121](#) [0022285053](#) [0050291907](#) [018731A](#) [LY20-4P-DT1-P1E-BR](#) [02.125.8002.8](#) [60101931](#) [60598-1 \(Cut Strip\)](#) [M1625-3R/100](#) [61062-3](#) [61082-181009](#) [CSU011177004](#) [636-1427](#) [638009-1](#) [641938-9](#) [641991-4](#) [644168-1](#) [644827-2](#) [647662-1](#) [65039-019ELF](#) [65692-001LF](#) [65781-018](#) [65781-047](#)