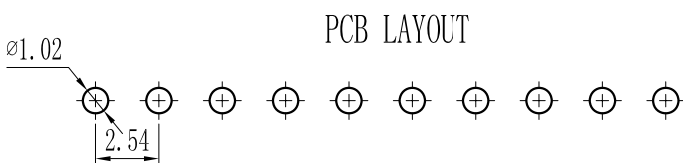
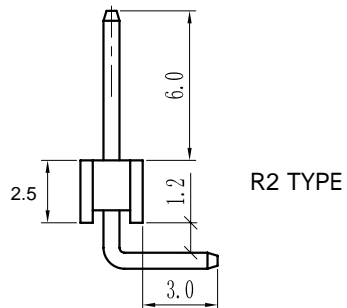
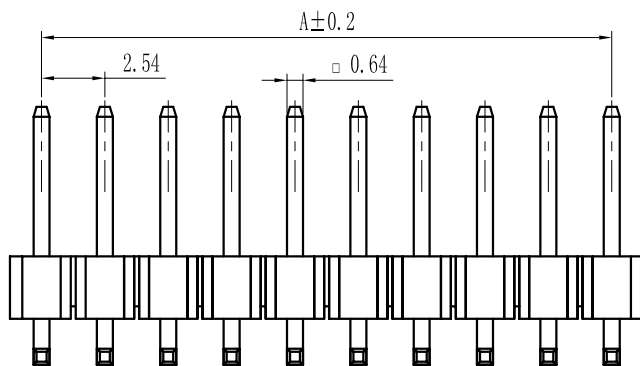
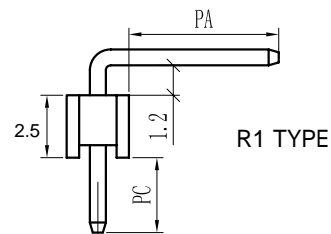
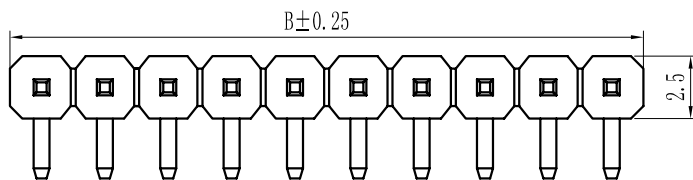


| Pin | A | B |
|-----|-------|--------|
| 1 | | 2.54 |
| 2 | 2.54 | 5.08 |
| 3 | 5.08 | 7.62 |
| 4 | 7.62 | 10.16 |
| 5 | 10.16 | 12.70 |
| 6 | 12.70 | 15.24 |
| 7 | 15.24 | 17.78 |
| 8 | 17.78 | 20.32 |
| 9 | 20.32 | 22.86 |
| 10 | 22.86 | 25.40 |
| 11 | 25.40 | 27.94 |
| 12 | 27.94 | 30.48 |
| 13 | 30.48 | 33.02 |
| 14 | 33.02 | 35.56 |
| 15 | 35.56 | 38.10 |
| 16 | 38.10 | 40.64 |
| 17 | 40.64 | 43.18 |
| 18 | 43.18 | 45.72 |
| 19 | 45.72 | 48.26 |
| 20 | 48.26 | 50.80 |
| 21 | 50.80 | 53.34 |
| 22 | 53.34 | 55.88 |
| 23 | 55.88 | 58.42 |
| 24 | 58.42 | 60.96 |
| 25 | 60.96 | 63.50 |
| 26 | 63.50 | 66.04 |
| 27 | 66.04 | 68.58 |
| 28 | 68.58 | 71.12 |
| 29 | 71.12 | 73.66 |
| 30 | 73.66 | 76.20 |
| 31 | 76.20 | 78.74 |
| 32 | 78.74 | 81.28 |
| 33 | 81.28 | 83.82 |
| 34 | 83.82 | 86.36 |
| 35 | 86.36 | 88.90 |
| 36 | 88.90 | 91.44 |
| 37 | 91.44 | 93.98 |
| 38 | 93.98 | 96.52 |
| 39 | 96.52 | 99.06 |
| 40 | 99.06 | 101.60 |



Specifications :

- Voltage rating: 250VAC / DC
- Current rating: 3A AC / DC
- Withstanding voltage: 1000V AC/minute
- Temperature range: -40 to +105
- Insulation resistance: ≥1000M Min
- Contact resistance: ≤20M Max
- Material: PA6T 94V-0
- Planting Category: 1U"Gold
- Color: Blank-Natural color

X6511 W R - XX H-C30 D60 -X

① ② ③ ④ ⑤ ⑥ ⑦ ⑧

- ① Series No.
- ② Category: W-wafer
- ③ Welding Board Angle: R-Right Angle 90°
- ④ Row No -Pin No : XX- 01P-40P
- ⑤ Plastic height: H=2.5mm
- ⑥ Pin length:C=3.0mm
- ⑦ Pin length:D=6.0mm
- ⑧ TYPE: R1 ; R2

| | | | | |
|----------------------|------------|---------------|-------------|-----------------------|
| X6511WR-XXH-C30D60-X | PA6T 94V-0 | Brass | 1U"Gold | X6511WF |
| PART NO | Material | Material(Pin) | Finlsh(Pin) | Suitable XKB Terminal |

For and on behalf of
XKB INDUSTRIAL PRECISION CO., LIMITED
 香港星坤工業精密有限公司

Authorized Signature(s)

| | | | |
|---------------------------------------|------|------------|-------------------------------------|
| DSND | DATE | SCALE: N/A | MODEL TYPE: X6511WR-XXH-C30D60-X |
| DWN | DATE | VIEW: | PART NO.: |
| CHKD | DATE | UNIT: mm | 2.54mm Crimp Style Connectors |
| APPD | DATE | SIZE: A4 | DWG NO.: |
| UNSPECIFIED TOLERANCES | | | WEIGHT |
| XKB INDUSTRIAL PRECISION CO., LIMITED | | | SHEET |
| | | | REVISION |
| | | | 1.0g |
| | | | 1/1 |
| | | | A0 |

| MARK | DESCRIPTION | DATE | REVISED | APPROVED | ANGULAR | ±5° |
|------|-------------|------|---------|----------|-------------|------|
| △ X | | | | | L ≤ 4 | ±0.2 |
| △ X | | | | | 4 < L ≤ 16 | ±0.3 |
| △ X | | | | | 16 < L ≤ 63 | ±0.4 |
| | | | | | L > 63 | ±0.5 |

X-ON Electronics

Largest Supplier of Electrical and Electronic Components

Click to view similar products for [Headers & Wire Housings](#) category:

Click to view products by [XKB](#) manufacturer:

Other Similar products are found below :

[57102-F02-18ULF](#) [58102-G61-06LF](#) [0009485154](#) [009176003701906](#) [0050291907](#) [00-9021-0611-00-339](#) [02.125.8002.8](#) [609-3404](#) [61062-3](#)
[622-0430](#) [622-3653LF](#) [63453-116](#) [636-1030](#) [636-1427](#) [636-3427](#) [636-4007](#) [641938-9](#) [644827-2](#) [65495-038](#) [65692-001LF](#) [65781-018](#)
[65781-047](#) [65817-010LF](#) [65817-015LF](#) [66207-023LF](#) [67016-026LF](#) [67095-007LF](#) [68631-112](#) [68645-018](#) [68648-049](#) [699319-000](#)
[70.362.1628.0](#) [70-4210](#) [70-4226B](#) [70-4853B](#) [707-5020](#) [707-5028](#) [71.350.2428.0](#) [71961-016LF](#) [733-134](#) [754199-000](#) [760-3052](#) [787-8014-00](#)
[FCN-367T-T012/H](#) [80.063.4001.1](#) [800-90-001-10-001000](#) [800-90-010-10-002000](#) [801-43-002-10-013000](#) [801-43-006-10-002000](#)
[803-41-018-10-001000](#)