

For and on behalf of  
**XKB INDUSTRIAL PRECISION CO., LIMITED**  
 香港星洲工業精密有限公司

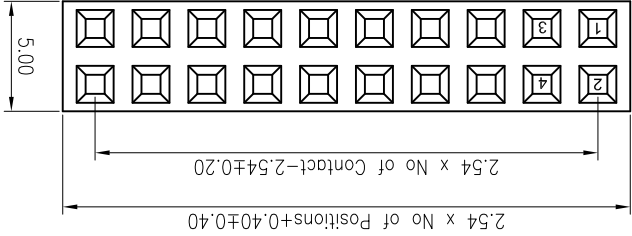
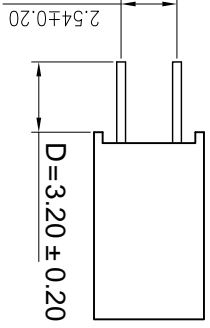
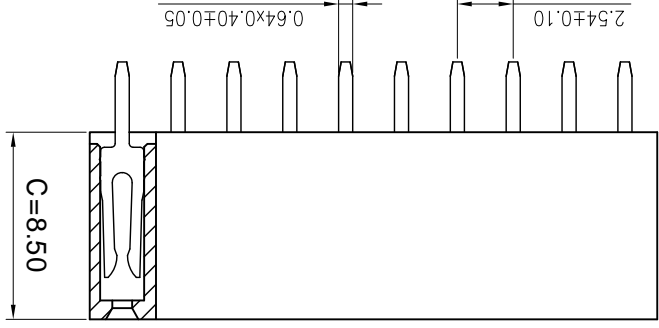
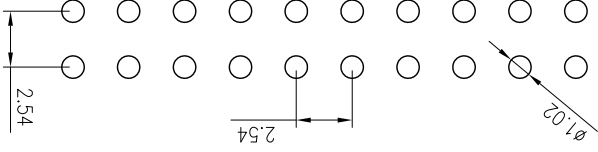
| MARK | DESCRIPTION | DATE | REVISED | APPROVED | UNSPECIFIED TOLERANCES |
|------|-------------|------|---------|----------|------------------------|
| △ X  |             |      |         |          | L > 63 ±0.5            |
| △ X  |             |      |         |          | 16 < L ≤ 63 ±0.4       |
| △ X  |             |      |         |          | 4 < L ≤ 16 ±0.3        |
|      |             |      |         |          | L ≤ 4 ±0.2             |
|      |             |      |         |          | ANGULAR ±5°            |

REVISIONS  
 Authorized Signature(s)

| DATE      | DATE                          | DATE     | DATE | DATE | DATE | SCALE: N/A | MODEL TYPE: X6521FV-2*XX-C85D32 |     |
|-----------|-------------------------------|----------|------|------|------|------------|---------------------------------|-----|
| DNSD      | DWN                           | CHKD     | APPD |      |      |            |                                 |     |
| VIEW:     | UNIT: mm                      | SIZE: A4 |      |      |      |            |                                 |     |
| PART NO.: | 2.54mm Crimp Style Connectors |          |      |      |      |            |                                 |     |
| DWG NO.:  |                               |          |      |      |      |            |                                 |     |
| REVISION  | SHEET                         | WEIGHT   |      |      |      |            | 1.0g                            | 1/1 |
| A0        |                               |          |      |      |      |            |                                 |     |

**XKB INDUSTRIAL PRECISION CO., LIMITED**

P.C.B LAYOUT



| PART NO             | Material   | Material(Pin) | Finish(Pin) | Suitable XKB Terminal |
|---------------------|------------|---------------|-------------|-----------------------|
| X6521FV-2*XX-C85D32 | PA6T 94V-0 | Brass         | 1U"Gold     | X6521W                |

① Series No.

X6521 F V - 2\*XX - C85 D32  
 ① ② ③ ④ ⑤ ⑥

- Specifications :
- Voltage rating: 250VAC / DC
  - Current rating: 3A AC / DC
  - Withstanding voltage: 1000V AC/minute
  - Temperature range: -40 to +105
  - Insulation resistance: ≥1000M Min
  - Contact resistance: ≤20M Max
  - Material: PBT 94V-0
  - Plating Category: 1U"Gold
  - Wave soldering temperature: 255±5°C, 10s

- ① Series No.
- ② Category: F-Female
- ③ Welding Board Angle: V-Stright 180°
- ④ Row No -Pin No : 2\*XX-2\*01P-40P
- ⑤ Plastic height: C=8.5mm
- ⑥ Pin length: D=3.2mm

## X-ON Electronics

Largest Supplier of Electrical and Electronic Components

*Click to view similar products for [Headers & Wire Housings](#) category:*

*Click to view products by [XKB](#) manufacturer:*

Other Similar products are found below :

[95000-104TRLF](#) [10135584-644402LF](#) [DF62W-EP2022PCA](#) [95000-106TRLF](#) [DF62W-2022SCA](#) [DF62W-EP2022PC](#) [2203348](#) [DF62W-2022SC](#) [1084018](#) [1029039](#) [1084017](#) [802-10-012-10-002000](#) [1112640](#) [1112639](#) [891-007-9SS-BST1T](#) [000-34000](#) [0008550134](#) [0009482033](#) [0009507031](#) [57102-F02-18ULF](#) [57102-S06-03LF](#) [57202-S52-04LF](#) [PCN6-15S-2.5E](#) [0039019024](#) [58102-G61-06LF](#) [582553-1](#) [0009485154](#) [0009508121](#) [0022285053](#) [0050291907](#) [018731A](#) [LY20-4P-DT1-P1E-BR](#) [02.125.8002.8](#) [60101931](#) [60598-1 \(Cut Strip\)](#) [M1625-3R/100](#) [61062-3](#) [61082-181009](#) [CSU011177004](#) [636-1427](#) [638009-1](#) [641938-9](#) [641991-4](#) [644168-1](#) [644827-2](#) [647662-1](#) [65039-019ELF](#) [65692-001LF](#) [65781-018](#) [65781-047](#)