

| Pin | A | B |
|-----|--------|--------|
| 1 | 2.54 | 5.08 |
| 2 | 5.08 | 7.62 |
| 3 | 7.62 | 10.16 |
| 4 | 10.16 | 12.70 |
| 5 | 12.70 | 15.24 |
| 6 | 15.24 | 17.78 |
| 7 | 17.78 | 20.32 |
| 8 | 20.32 | 22.86 |
| 9 | 22.86 | 25.40 |
| 10 | 25.40 | 27.94 |
| 11 | 27.94 | 30.48 |
| 12 | 30.48 | 33.02 |
| 13 | 33.02 | 35.56 |
| 14 | 35.56 | 38.10 |
| 15 | 38.10 | 40.64 |
| 16 | 40.64 | 43.18 |
| 17 | 43.18 | 45.72 |
| 18 | 45.72 | 48.26 |
| 19 | 48.26 | 50.80 |
| 20 | 50.80 | 53.34 |
| 21 | 53.34 | 55.88 |
| 22 | 55.88 | 58.42 |
| 23 | 58.42 | 60.96 |
| 24 | 60.96 | 63.50 |
| 25 | 63.50 | 66.04 |
| 26 | 66.04 | 68.58 |
| 27 | 68.58 | 71.12 |
| 28 | 71.12 | 73.66 |
| 29 | 73.66 | 76.20 |
| 30 | 76.20 | 78.74 |
| 31 | 78.74 | 81.28 |
| 32 | 81.28 | 83.82 |
| 33 | 83.82 | 86.36 |
| 34 | 86.36 | 88.90 |
| 35 | 88.90 | 91.44 |
| 36 | 91.44 | 93.98 |
| 37 | 93.98 | 96.52 |
| 38 | 96.52 | 99.06 |
| 39 | 99.06 | 101.60 |
| 40 | 101.60 | |

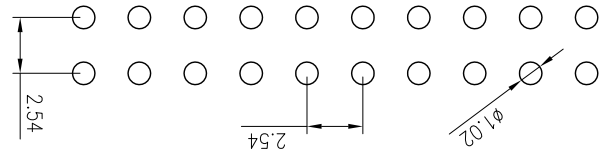
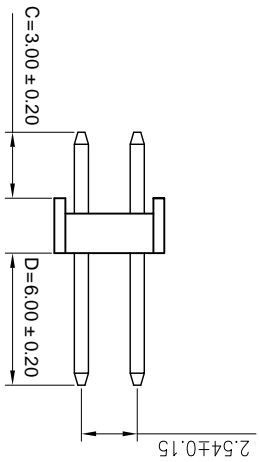
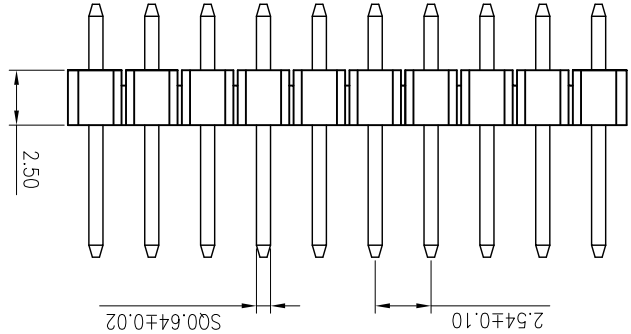
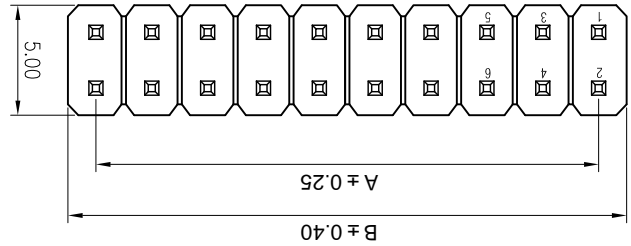
For and on behalf of
XKB INDUSTRIAL PRECISION CO., LIMITED
 香港星坤工業精密有限公司

REVISIONS
 Authorized Signature(s)

| MARK | DESCRIPTION | DATE | REVISED | APPROVED | UNSPECIFIED TOLERANCES |
|------|-------------|------|---------|----------|------------------------|
| △ X | | | | | L > 63 ±0.5 |
| △ X | | | | | 16 < L ≤ 63 ±0.4 |
| △ X | | | | | 4 < L ≤ 16 ±0.3 |
| | | | | | L ≤ 4 ±0.2 |
| | | | | | ANGULAR ±5° |

| DSND | DATE | SCALE: N/A | MODEL TYPE: X6521WV-2*XXH-C30D60 |
|------|---|------------|---|
| DWN | DATE <td>VIEW: </td> <td>PART NO.: 2.54mm Crimp Style Connectors</td> | VIEW: | PART NO.: 2.54mm Crimp Style Connectors |
| CHKD | DATE <td>UNIT: mm</td> <td>DWG NO.:</td> | UNIT: mm | DWG NO.: |
| APPD | DATE <td>SIZE: A4</td> <td>WEIGHT: 1.0g</td> | SIZE: A4 | WEIGHT: 1.0g |
| | | | SHEET: 1/1 |
| | | | REVISION: A0 |

| PART NO | Material | Material(Pin) | Finish(Pin) | Suitable XKB Terminal |
|----------------------|------------|---------------|-------------|-----------------------|
| X6521WV-2*XXH-C30D60 | PA6T 94V-0 | Brass | 1U"Gold | X6521WF |



X6521 W V-2*XX H-C30 D60

- ① Series No.
 - ② Category: W-water
 - ③ Welding Board Angle: V-Stright 180°
 - ④ Row No -Pin No : 2*XX-01P-40P
 - ⑤ Plastic height: H=2.5mm
 - ⑥ Pin length:C=3.0mm
 - ⑦ Pin length:D=6.0mm
- Specifications :
 ● Voltage rating: 250VAC / DC
 ● Current rating: 3A AC / DC
 ● Withstanding voltage: 1000V AC/minute
 ● Temperature range: -40 to +105
 ● Insulation resistance: ≥1000M Min
 ● Contact resistance: ≤20M Max
 ● Material: PA6T 94V-0
 ● Plating Category: 1U"Gold
 ● Color: Blank-Natural color

X-ON Electronics

Largest Supplier of Electrical and Electronic Components

Click to view similar products for [Headers & Wire Housings](#) category:

Click to view products by [XKB](#) manufacturer:

Other Similar products are found below :

[95000-104TRLF](#) [10135584-644402LF](#) [DF62W-EP2022PCA](#) [95000-106TRLF](#) [DF62W-2022SCA](#) [DF62W-EP2022PC](#) [2203348](#) [DF62W-2022SC](#) [1084018](#) [1029039](#) [1084017](#) [802-10-012-10-002000](#) [1112640](#) [1112639](#) [891-007-9SS-BST1T](#) [000-34000](#) [0008550134](#) [0009482033](#) [0009507031](#) [57102-F02-18ULF](#) [57102-S06-03LF](#) [57202-S52-04LF](#) [PCN6-15S-2.5E](#) [0039019024](#) [58102-G61-06LF](#) [582553-1](#) [0009485154](#) [0009508121](#) [0022285053](#) [0050291907](#) [018731A](#) [LY20-4P-DT1-P1E-BR](#) [02.125.8002.8](#) [60101931](#) [60598-1 \(Cut Strip\)](#) [M1625-3R/100](#) [61062-3](#) [61082-181009](#) [CSU011177004](#) [636-1427](#) [638009-1](#) [641938-9](#) [641991-4](#) [644168-1](#) [644827-2](#) [647662-1](#) [65039-019ELF](#) [65692-001LF](#) [65781-018](#) [65781-047](#)