

Assembly Layout

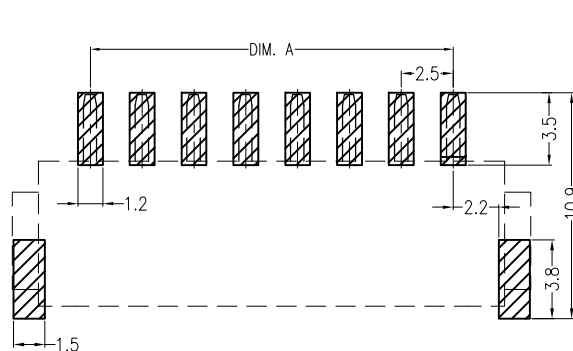
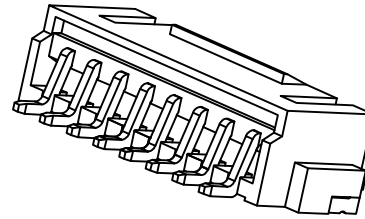
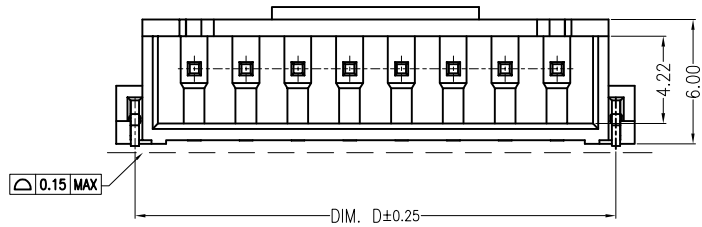
■ Specifications :

- Voltage rating: 250V AC / DC
- Current rating: 2A AC / DC
- Withstanding voltage: 1000V AC/minute
- Temperature range: -25°C~+85°C
- Insulation resistance: ≥500MΩ
- Contact resistance: ≤20mΩ
- After environmental testing: ≤30mΩ

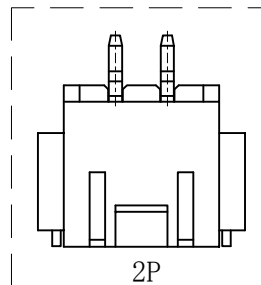
X8821 W R S-XX L- LP SN XX

① ② ③ ④ ⑤ ⑥ ⑦ ⑧ ⑨

- ① Series No.
- ② Category: W-WAFER
- ③ Welding Board Angle: R-Right Angle 90°
- ④ Welding Way: S-SMT
- ⑤ Row No.-Pin No.: XX-02P~16P
- ⑥ Plug the Pin & Special No.: L-With Lock
- ⑦ Material: LP -LCP UL 94V-0
- ⑧ Plating Category: SN-Bright Tin Plating
- ⑨ Color : Blank-Natural Color



SUGGESTED PCB LAYOUT



Poles	Dimensions (mm)				Poles	Dimensions (mm)			
	A	B	C	D		A	B	C	D
02	2.50	7.50	10.00	8.20	10	22.50	27.50	30.00	28.20
03	5.00	10.00	12.50	10.70	11	25.00	30.00	32.50	30.70
04	7.50	12.50	15.00	13.20	12	27.50	32.50	35.00	33.20
05	10.00	15.00	17.50	15.70	13	30.00	35.50	37.50	35.70
06	12.50	17.50	20.00	18.20	14	32.50	37.50	40.00	38.20
07	15.00	20.00	22.50	20.70	15	35.00	40.00	42.50	40.70
08	17.50	22.50	25.00	23.20	16	37.50	42.50	45.00	43.20
09	20.00	25.00	27.50	25.70					

X8821WRS-XXL-LPSN	LCP UL 94V-0	Phosphor Bronze	Tin-Plated	X8821H-L
PART NO	Material	Material(Pin And Solder Tabs)	Finish(Pin And Solder Tabs)	Mates With XKB Housing

DSND	DATE	SCALE: N/A	MODEL TYPE: 2.50mm Crimp Style Connector
DWN	DATE	VIEW:	PART NO.: X8821WRS-XXL-LPSN
CHKD	DATE	UNIT: mm	DWG NO.:
APPD	DATE	SIZE: A4	
XKB INDUSTRIAL PRECISION CO.,LIMITED			WEIGHT 1.0g
			SHEET 1/1
			REVISION A0

MARK	DESCRIPTION	DATE	REVISED	APPROVED	UNSPECIFIED TOLERANCES
ΔX					ANGULAR ±5°
ΔX					L ≤ 4 ±0.2
ΔX					4 < L ≤ 16 ±0.3
					16 < L ≤ 63 ±0.4
					L > 63 ±0.5
REVISIONS					
www.xk-dg.cn www.helloxkb.com www.helloxkb.cn					

X-ON Electronics

Largest Supplier of Electrical and Electronic Components

Click to view similar products for [Headers & Wire Housings](#) category:

Click to view products by [XKB](#) manufacturer:

Other Similar products are found below :

[95000-104TRLF](#) [10135584-644402LF](#) [DF62W-EP2022PCA](#) [95000-106TRLF](#) [DF62W-2022SCA](#) [DF62W-EP2022PC](#) [2203348](#) [DF62W-2022SC](#) [1084018](#) [1029039](#) [1084017](#) [802-10-012-10-002000](#) [1112640](#) [1112639](#) [891-007-9SS-BST1T](#) [000-34000](#) [0008550134](#) [0009482033](#) [0009507031](#) [57102-F02-18ULF](#) [57102-S06-03LF](#) [57202-S52-04LF](#) [PCN6-15S-2.5E](#) [0039019024](#) [58102-G61-06LF](#) [582553-1](#) [0009485154](#) [0009508121](#) [0022285053](#) [0050291907](#) [018731A](#) [LY20-4P-DT1-P1E-BR](#) [02.125.8002.8](#) [60101931](#) [60598-1 \(Cut Strip\)](#) [M1625-3R/100](#) [61062-3](#) [61082-181009](#) [CSU011177004](#) [636-1427](#) [638009-1](#) [641938-9](#) [641991-4](#) [644168-1](#) [644827-2](#) [647662-1](#) [65039-019ELF](#) [65692-001LF](#) [65781-018](#) [65781-047](#)