

1 2 3 4 5 6 7 8

A

B

C

D

E

F

A

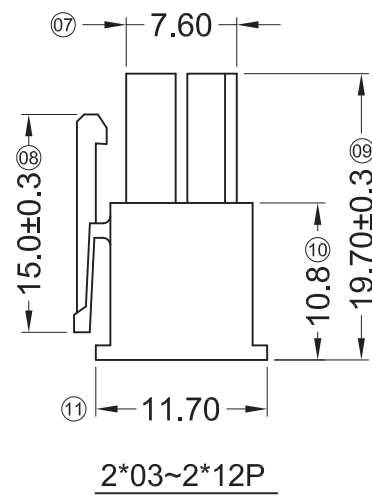
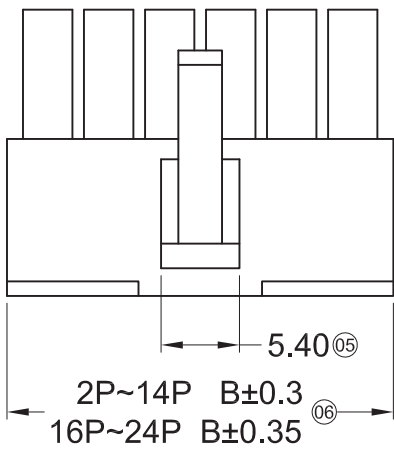
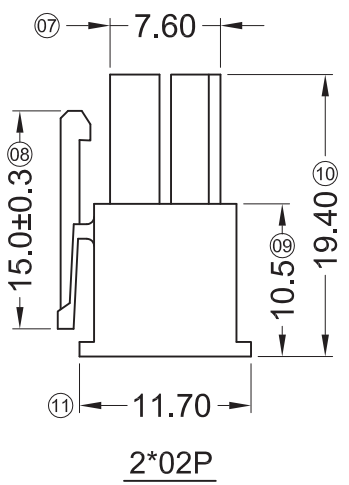
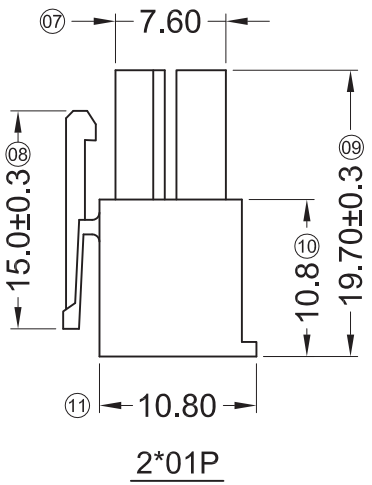
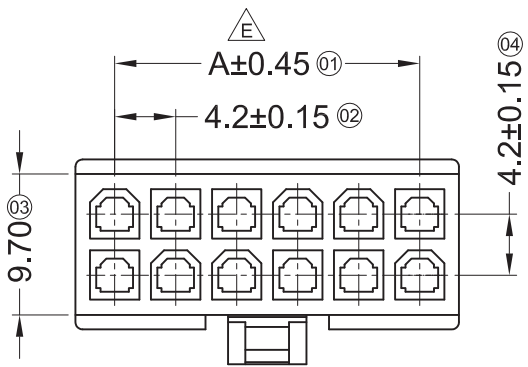
B

C

D

E

F



■ Specifications :

- Voltage rating: 600V AC / DC
- Current rating: 9A AC / DC
- Withstanding voltage: 1500V AC/minute
- Temperature range: -25°C~+85°C
- Insulation resistance: ≥1000MΩ
- Contact resistance: ≤10mΩ
- After environmental testing: ≤20mΩ

X9357 H M-2*XX XX-XX XX
 ① ② ③ ④ ⑤ ⑥ ⑦

- ① Series No.
- ② Category: H-HSG
- ③ Welding Board Angle: M-Male HSG
- ④ Row No.-Pin No.: 2*XX-2*01P~2*12P
- ⑤ Plug the Pin & special No.:
- ⑥ Material: N0-PA66 94V-0; N2-PA66 94V-2
- ⑦ Color: Blank-Natural Color ; BK-Black

Poles	Dimensions(mm)		Poles	Dimensions(mm)	
	A	B		A	B
2*01	/	5.50	2*07	25.20	30.70
2*02	4.20	9.70	2*08	29.40	34.90
2*03	8.40	13.90	2*09	33.60	39.10
2*04	12.60	18.10	2*10	37.80	43.30
2*05	16.80	22.30	2*11	42.00	47.50
2*06	21.00	26.50	2*12	46.20	51.70

△ D	Part No.	Material	Suitable XKB Terminal	Suitable XKB Terminal
	X9357HM-2*XX-N2BK	Nylon 66 94V-2 Black	X9357TF	X9357W Or 9357H
	X9357HM-2*XX-LP	LCP 94V-0		
	X9357HM-2*XX-N2	Nylon 66 94V-2		
	X9357HM-2*XX-N0	Nylon 66 94V-0		
	PART NO	Material	Suitable XKB Terminal	Suitable XKB Terminal

For and on behalf of
XKB INDUSTRIAL PRECISION CO., LIMITED
 香港星坤工業精密有限公司

MARK	DESCRIPTION	DATE	REVISED	APPROVED	UNSPECIFIED TOLERANCES
△ X					ANGULAR ±5°
△ X					L ≤ 4 ±0.2
△ X					4 < L ≤ 16 ±0.3
					16 < L ≤ 63 ±0.4
					L > 63 ±0.5

DSND	DATE	SCALE: N/A	MODEL TYPE:
DWN	DATE	VIEW:	X9357HM-2*XX-XX
CHKD	DATE	UNIT: mm	4.20mm Crimp Style Connectors
APPD	DATE	SIZE: A4	DWG NO.:
		WEIGHT	SHEET
		1.0g	1/1
		REVISION	A0

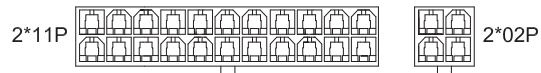
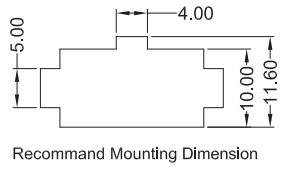
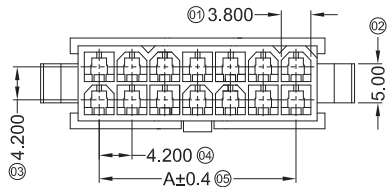
REVISIONS
 Authorized Signature(s)

XKB INDUSTRIAL PRECISION CO., LIMITED

1 2 3 4 5 6 7 8

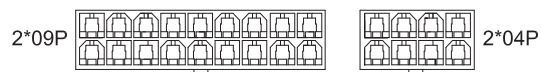
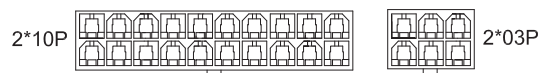
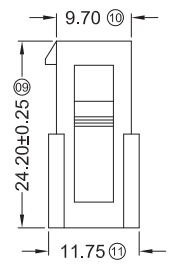
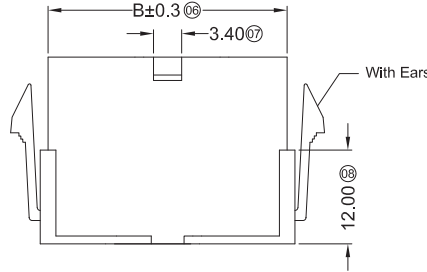
1 2 3 4 5 6 7 8

A



- Specifications :
- Voltage rating: 600V AC / DC
 - Current rating: 9A AC / DC
 - Withstanding voltage: 1500V AC/minute
 - Temperature range: -25°C~+85°C
 - Insulation resistance: ≥1000MΩ
 - Contact resistance: ≤10mΩ
 - After environmental testing: ≤20mΩ

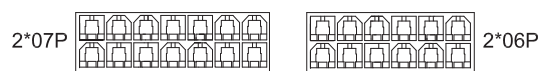
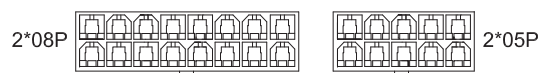
B



X9357 H F-2*XX X-XX XX
① ② ③ ④ ⑤ ⑥ ⑦

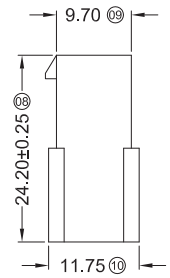
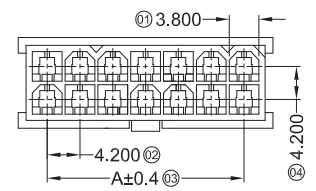
- ① Series No.
- ② Category: H-HSG
- ③ Welding Board Angle: F-Female
- ④ Row No.-Pin No.: 2*XX-2*01P~2*12P
- ⑤ Plug the Pin & special No.:
I-Without the Wing; G-With the Wing
- ⑥ Material: N0-PA66 94V-0; N2-PA66 94V-2
- ⑦ Color : Blank-Natural Color
BK-Black

C

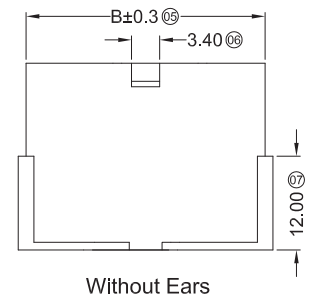


Poles	Dimensions(mm)		Poles	Dimensions(mm)	
	A	B		A	B
2*01	--	5.60	2*07	25.20	30.80
2*02	4.20	9.80	2*08	29.40	35.00
2*03	8.40	14.00	2*09	33.60	39.20
2*04	12.60	18.20	2*10	37.80	43.40
2*05	16.80	22.40	2*11	42.00	47.60
2*06	21.00	26.60	2*12	46.20	51.80

D



E



E	X9357HF-2*XXI-N2BK	Nylon 66 94V-2 Black	X9357TM	X9357W Or 9357H	Without Ears
	X9357HF-2*XXG-N2	Nylon 66 94V-2			With Ears
	X9357HF-2*XXI-N2	Nylon 66 94V-2			Without Ears
	X9357HF-2*XXG-N0	Nylon 66 94V-0			With Ears
	X9357HF-2*XXI-N0	Nylon 66 94V-0			Without Ears
	PART N0	Material	Suitable XKB Terminal	Suitable XKB Terminal	Note

F

For and on behalf of
XKB INDUSTRIAL PRECISION CO., LIMITED
香港星坤工業精密有限公司

△ X					ANGULAR	±5°
△ X					L ≤ 4	±0.2
△ X					4 < L ≤ 16	±0.3
MARK	DESCRIPTION	DATE	REVISED	APPROVED	16 < L ≤ 63	±0.4
					L > 63	±0.5
					UNSPECIFIED TOLERANCES	

DSND		DATE		SCALE: N/A	MODEL TYPE: X9357HF-2*XXX-XX
DWN		DATE		VIEW:	PART NO.:
CHKD		DATE		UNIT: mm	4.20 mm Crimp Style Connectors
APPD		DATE		SIZE: A4	DWG NO.:
					WEIGHT 1.0g
					SHEET 1/1
					REVISION A0

REVISIONS
Authorized Signature(s)

XKB INDUSTRIAL PRECISION CO., LIMITED

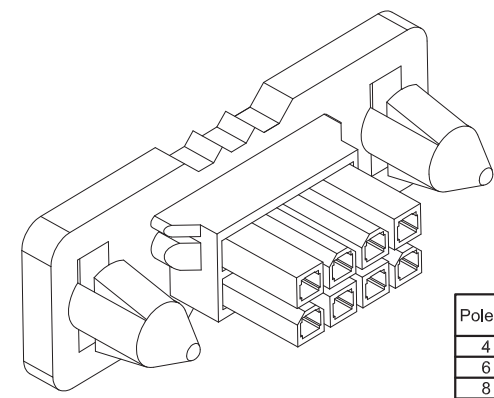
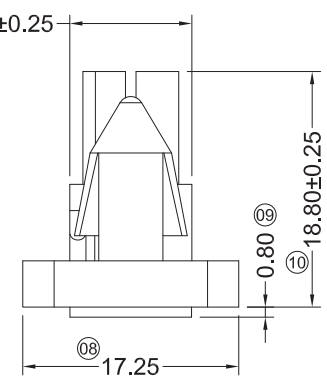
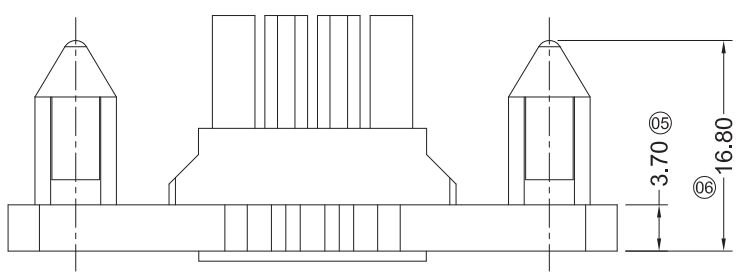
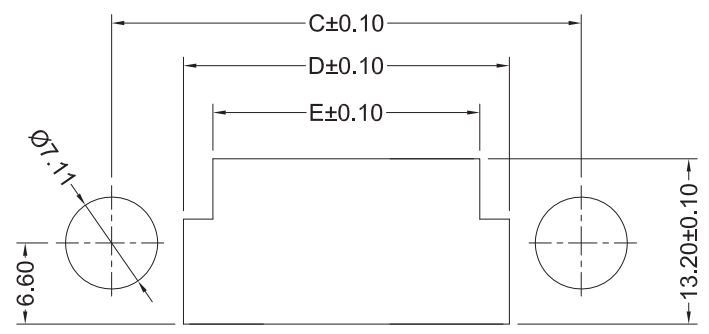
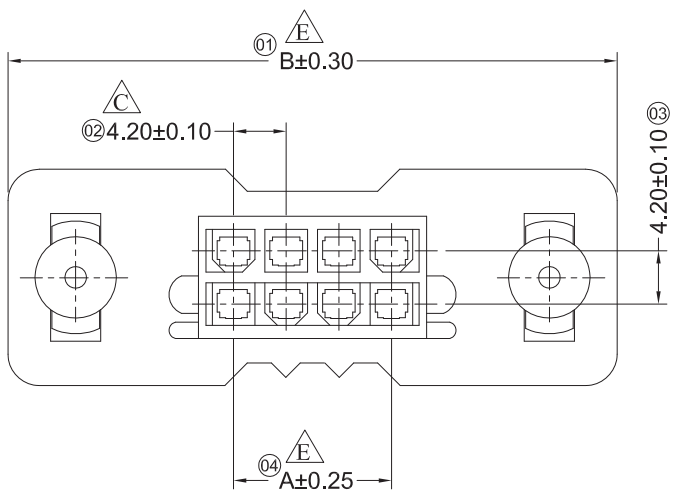
1 2 3 4 5 6 7 8

■ Specifications :

- Voltage rating: 600V AC / DC
- Current rating: 9A AC / DC
- Withstanding voltage: 1500V AC/minute
- Temperature range: -25°C~+85°C
- Insulation resistance: ≥1000MΩ
- Contact resistance: ≤10mΩ
- After environmental testing: ≤20mΩ

X9357 H M - 2*XX B -N2 XX

- ① Series No.
- ② Category: H-HSG
- ③ Welding Board Angle: M-Male HGS
- ④ Row No.-Pin No.: 2*XX-Double row
- ⑤ Plug the Pin & special No.B-With the back seat
- ⑥ Material: N2-PA66 94V-2
- ⑦ Color: Blank-natural color



Poles	Dimensions (mm)				
	A	B	C	D	E
4	4.20	40.20	29.20	17.60	12.90
6	8.40	44.40	33.40	21.80	17.10
8	12.60	48.60	37.60	26.00	21.30
10	16.80	52.80	41.80	30.20	25.50
12	21.00	57.00	46.00	34.40	29.70
14	25.20	61.20	50.20	38.60	33.90
16	29.40	65.40	54.40	42.80	38.10
18	33.60	69.60	58.60	47.00	42.30
20	37.80	73.80	62.80	51.20	46.50
22	42.00	78.00	67.00	55.40	50.70
24	46.20	82.20	71.20	59.60	54.90
36	71.40	107.40	96.40	81.50	76.78

X9357HM-2*XXB-N2	Nylon 66 94V-2	X9357TF	X9357HF-B
PART NO	Material	Suitable XKB Terminal	Suitable XKB Terminal

DSND	DATE	SCALE: N/A	MODEL TYPE: X9357HM-2*XXB-N2
DWN	DATE	VIEW:	PART NO.:
CHKD	DATE	UNIT: mm	4.20mm Crimp Style Connecctors
APPD	DATE	SIZE: A4	DWG NO.:
		WEIGHT	SHEET
		1.0g	1/1
		REVISION	A0

For and on behalf of
XKB INDUSTRIAL PRECISION CO., LIMITED
 香港星坤工業精密有限公司

REVISIONS
 Authorized Signature(s)

△ X					ANGULAR	±5°
△ X					L ≤ 4	±0.2
△ X					4 < L ≤ 16	±0.3
MARK	DESCRIPTION	DATE	REVISED	APPROVED	16 < L ≤ 63	±0.4
					L > 63	±0.5
					UNSPECIFIED TOLERANCES	

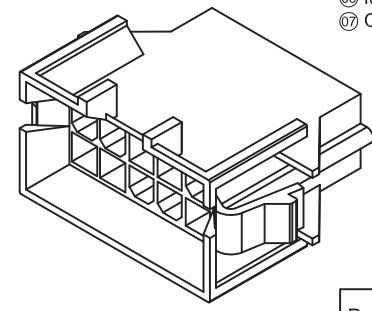
XKB INDUSTRIAL PRECISION CO., LIMITED

1 2 3 4 5 6 7 8

- Specifications :
- Voltage rating: 600V AC / DC
 - Current rating: 9A AC / DC
 - Withstanding voltage: 1500V AC/minute
 - Temperature range: -25°C~+85°C
 - Insulation resistance: ≥1000MΩ
 - Contact resistance: ≤10mΩ
 - After environmental testing: ≤20mΩ

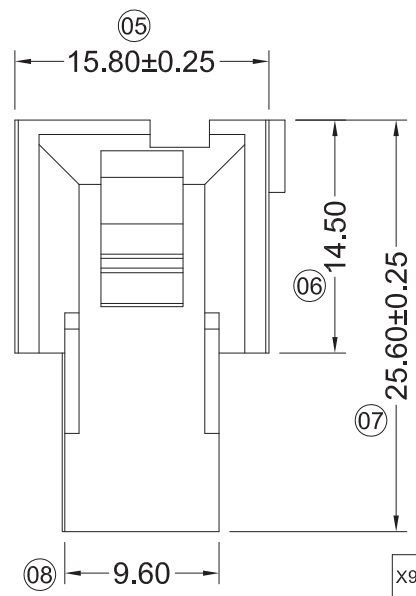
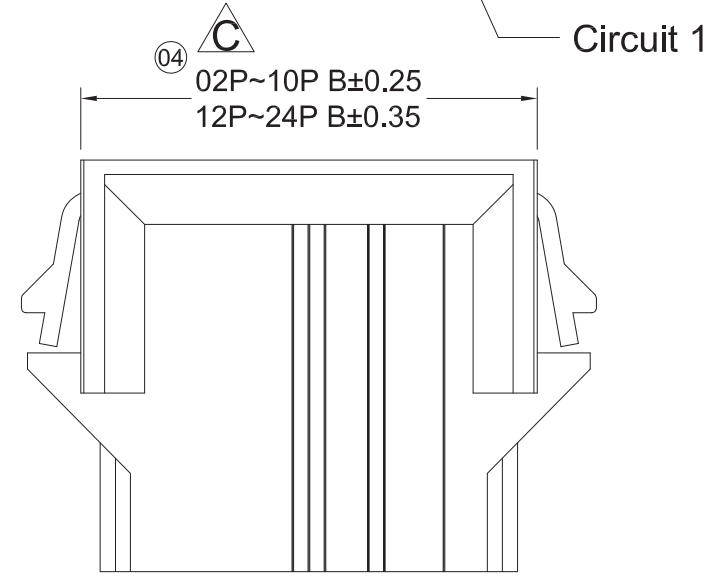
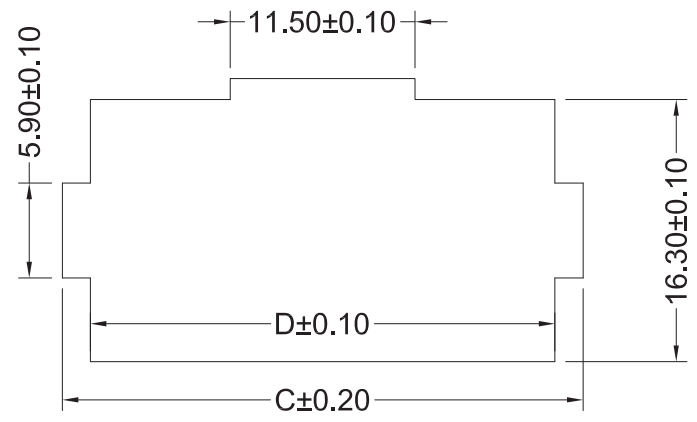
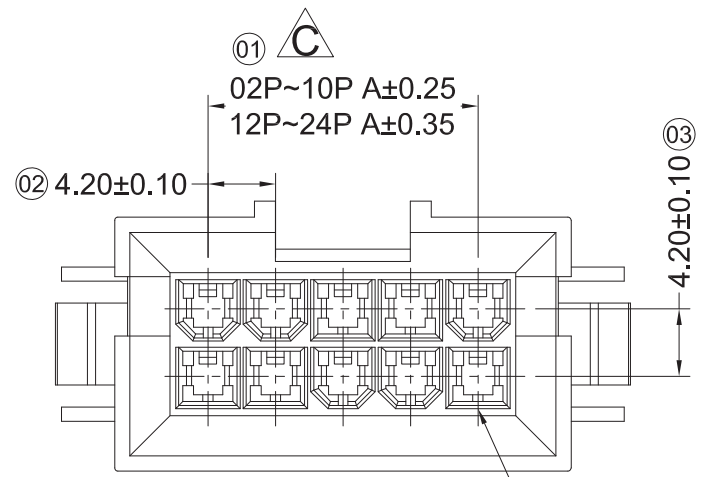
X9357 H F - 2*XX B - N2 XX
 ① ② ③ ④ ⑤ ⑥ ⑦

- ① Series No.
- ② Category: H-HSG
- ③ Welding Board Angle:
Blank-ordinary F-Female HGS
- ④ Row No.-Pin No.: 2*XX-Double row
- ⑤ Plug the Pin & special No.: B-With a trough
- ⑥ Material: N2-PA66 94V-2
- ⑦ Color: Blank-natural color



Poles	Dimensions (mm)			
	A	B	C	D
04	4.20	15.80	19.80	16.30
06	8.40	20.00	24.00	20.50
08	12.60	24.20	28.20	24.70
10	16.80	28.40	32.40	28.90
14	25.20	36.80	40.80	37.30
18	33.60	45.20	49.20	45.70
20	37.80	49.40	53.40	49.90
22	46.20	57.80	61.80	58.30

X9357HF-2*XXB-N2	Nylon 66 UL 94V-2	X9357TM	X9357HM-B、9357WR-B
PART NO	Material	Suitable XKB Terminal	Suitable XKB Terminal

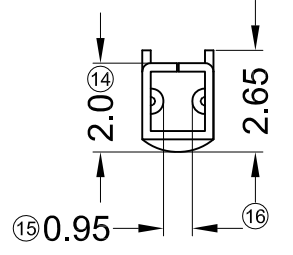
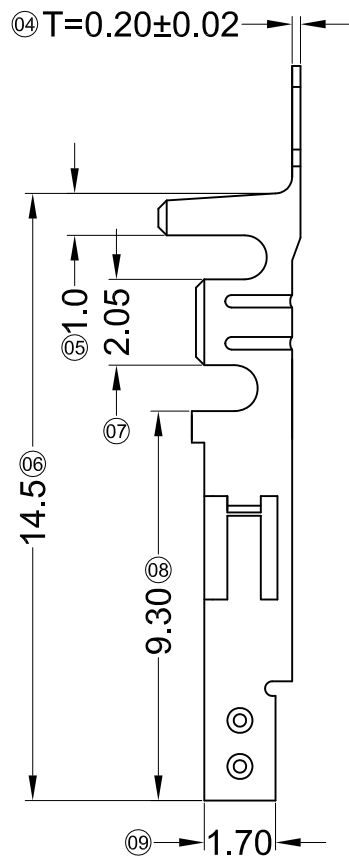
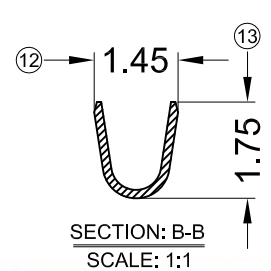
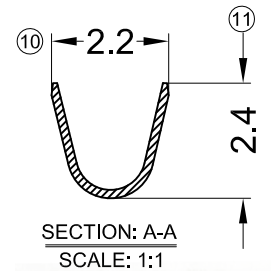
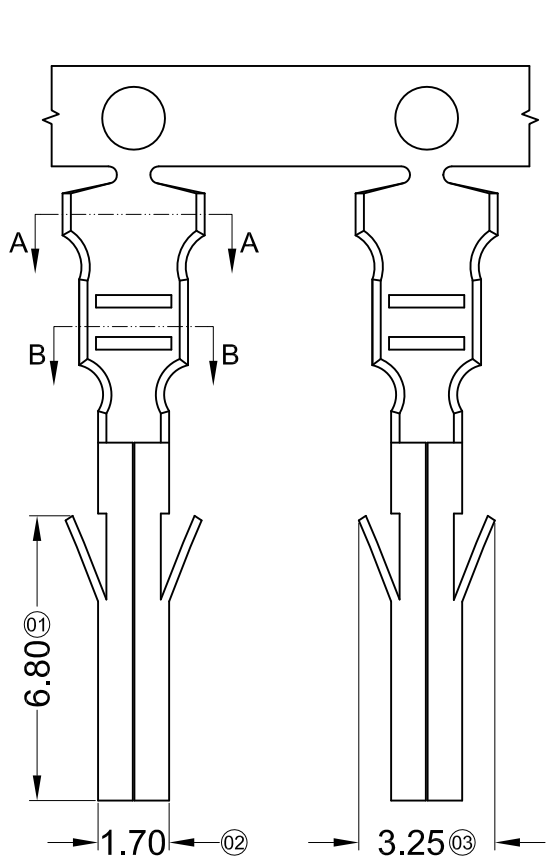


For and on behalf of
XKB INDUSTRIAL PRECISION CO., LIMITED
 香港星坤工業精密有限公司

△ X	DESCRIPTION	DATE	REVISED	APPROVED	UNSPECIFIED TOLERANCES	ANGULAR	±5°	DSND	DATE	SCALE: N/A	MODEL TYPE: X9357HF-2*XXB-N2
△ X						L ≤ 4	±0.2	DWN	DATE	VIEW:	PART NO.:
△ X						4 < L ≤ 16	±0.3	CHKD	DATE	UNIT: mm	4.20mm Crimp Style Connectors
MARK						16 < L ≤ 63	±0.4	APPD	DATE	SIZE: A4	DWG NO.:
						L > 63	±0.5				
											WEIGHT
											1.0g
											SHEET
											1/1
											REVISION
											A0

XKB INDUSTRIAL PRECISION CO., LIMITED

1 2 3 4 5 6 7 8



Specifications :

- Voltage rating: 600V AC / DC
- Current rating: 9A AC / DC
- Withstanding voltage: 1500V AC/minute
- Temperature range: -25°C~+85°C
- Insulation resistance: ≥1000MΩ
- Contact resistance: ≤10mΩ
- After environmental testing: ≤20mΩ

X9357 T F-X SN X-M

① ② ③ ④ ⑤ ⑥ ⑦

- ① Series Number
- ② Category: T-terminal
- ③ Shape: F-Female
- ④ Material: B-Brass; P-Phosphor Bronze
- ⑤ Plating style: SN-Bright tin plating
- ⑥ Plating method:
Blank-Stamping before plating;
- ⑦ Special No: M-Low Leads

X9357TF-PSN-M	Phosphor Bronze	AWG#24-28	1,90mm(Max)	Stamping Before Plating :30u" MIN, Ni:70u"Sn MIN.	X9357HM
X9357TF-BSN-M	Brass				
PART NO	Material	Wire Range	Insulation O.D.	Finish	Suitable XKB

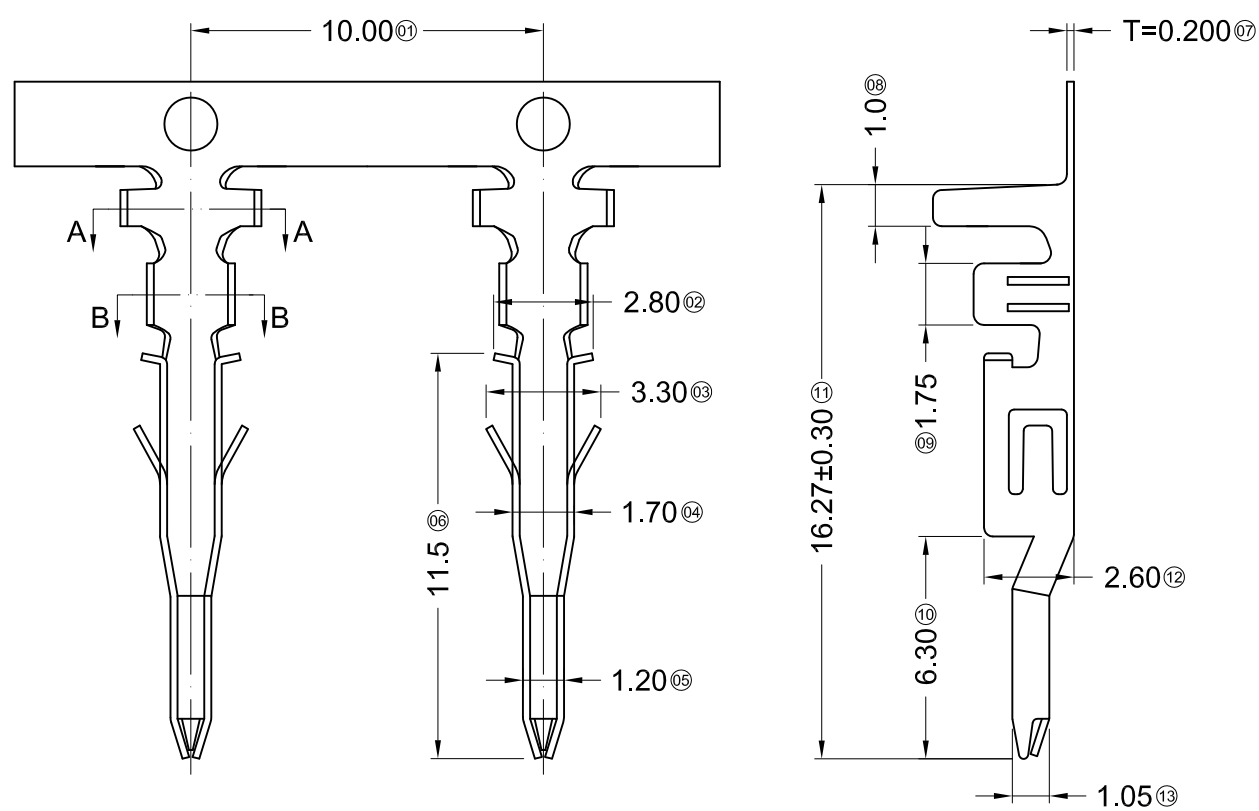
For and on behalf of
XKB INDUSTRIAL PRECISION CO., LIMITED
 香港星坤工業精密有限公司

△ X					ANGULAR	± 5°
△ X					L ≤ 4	± 0.2
△ X					4 < L ≤ 16	± 0.3
△ X					16 < L ≤ 63	± 0.4
MARK	DESCRIPTION	DATE	REVISED	APPROVED	L > 63	± 0.5
REVISIONS						UNSPECIFIED TOLERANCES
Authorized Signature(s)						

DSND		DATE		SCALE: N/A	MODEL TYPE: X9357TF-XSN-M	
DWN		DATE		VIEW:	PART NO.:	
CHKD		DATE		UNIT: mm	4.20 mm Crimp Style Connectors	
APPD		DATE		SIZE: A4	DWG NO.:	
				WEIGHT	SHEET	REVISION
				1.0g	1/1	A0

XKB INDUSTRIAL PRECISION CO., LIMITED

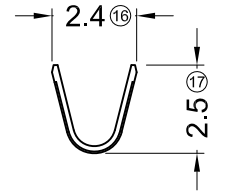
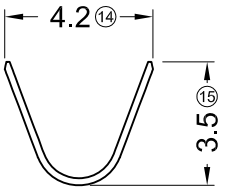
1 2 3 4 5 6 7 8



- Specifications :
- Voltage rating: 600V AC / DC
 - Current rating: 9A AC / DC
 - Withstanding voltage: 1500V AC/minute
 - Temperature range: -25°C~+85°C
 - Insulation resistance: ≥1000MΩ
 - Contact resistance: ≤10mΩ
 - After environmental testing: ≤20mΩ

X9357 T M-X SN X-X
 ① ② ③ ④ ⑤ ⑥ ⑦

- ① Series No.
- ② Category: T-Terminal
- ③ Appearance type: M-Male Terminal
- ④ Material: B-Brass; P-Phosphor Bronze
- ⑤ Plating Style: SN-Bright Tin Plating
- ⑥ Plating Method :
Blank-Stamping before Plating
- ⑦ Mold N0/MARK&Special N0

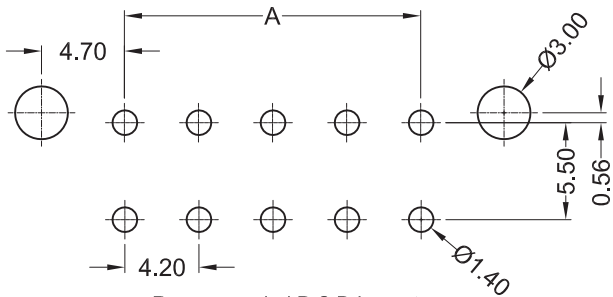
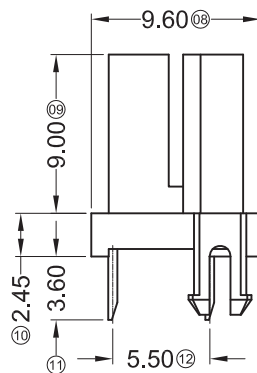
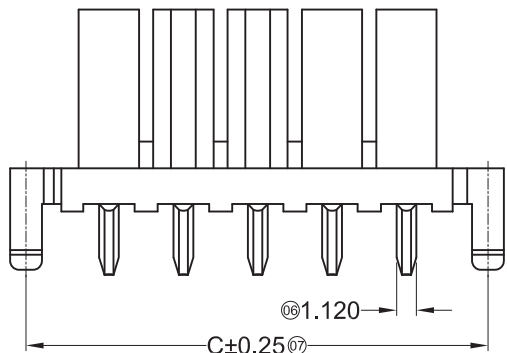
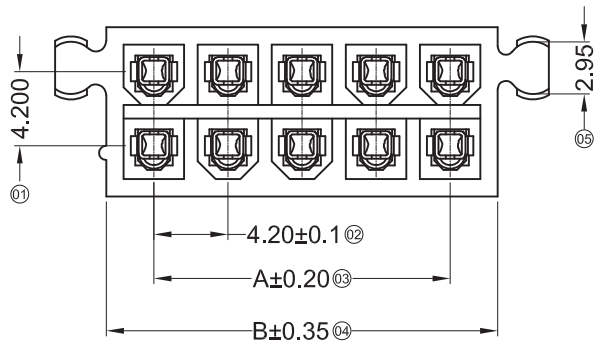


X9357TM-PSN	Phosphor Bronze	AWG#18-22	3.00mm(Max)	Stamping Before Plating:30u" Ni;70u"Sn	X9357HF
X9357TM-BSN	Brass				
PART NO	Material	Wire Range	Insulation O.D.	Finish	Suitable XKB

For and on behalf of
XKB INDUSTRIAL PRECISION CO., LIMITED
 香港星坤工業精密有限公司

△ X					ANGULAR	± 5°	DSND		DATE	SCALE: N/A	MODEL TYPE: X9357TM-XSN		
△ X					L ≤ 4	± 0.2	DWN		DATE	VIEW:	PART NO.:		
△ X					4 < L ≤ 16	± 0.3	CHKD		DATE	UNIT: mm	4.20 mm Crimp Style Connectors		
△ X					16 < L ≤ 63	± 0.4	APPD		DATE	SIZE: A4	DWG NO.:		
MARK	DESCRIPTION	DATE	REVISED	APPROVED	L > 63	± 0.5							
REVISIONS						UNSPECIFIED TOLERANCES	XKB INDUSTRIAL PRECISION CO., LIMITED				WEIGHT	SHEET	REVISION
											1.0g	1/1	A0

1 2 3 4 5 6 7 8



Recommended P.C.B Layout
General Tolerance±0.05

Specifications :

- Voltage rating: 600V AC / DC
- Current rating: 9A AC / DC
- Withstanding voltage: 1500V AC/minute
- Temperature range: -25°C~+85°C
- Insulation resistance: ≥1000MΩ
- Contact resistance: ≤10mΩ
- After environmental testing: ≤20mΩ

X9357 W V X-2*XX S-XX SN XX

① ② ③ ④ ⑤ ⑥ ⑦ ⑧ ⑨

- ① Series No.
- ② Category: W-WAFER
- ③ Welding Board Angle: V- Straight 180° ;
- ④ Welding Way: Blank-DIP
- ⑤ Row No.-Pin No.: 2*XX-2*01P~2*12P
- ⑥ Plug the Pin & Special No.: S-With the column
- ⑦ Material: N0-PA66 94V-0 ; N2-PA66 94V-2
- ⑧ Plating Category: SN-Bright tin Plating;
- ⑨ Color : Blank-Natural Color

Poles	Dimensions(mm)			Poles	Dimensions(mm)		
	A	B	C		A	B	C
2*01	/	5.40	9.40	2*07	25.20	30.60	34.60
2*02	4.20	9.60	13.60	2*08	29.40	34.80	38.80
2*03	8.40	13.80	17.80	2*09	33.60	39.00	43.00
2*04	12.60	18.00	22.00	2*10	37.80	43.20	47.20
2*05	16.80	22.20	26.20	2*11	42.00	47.40	51.40
2*06	21.00	26.40	30.40	2*12	46.20	51.60	55.60

X9357WV-2*XXS-N2SN	PA66 UL 94V-2	Brass	Tin-plated	X9357H
X9357WV-2*XXS-N0SN	PA66 UL 94V-0			
PART NO	Material	Material(Pin)	Finish(Pin)	Suitable XKB Terminal

For and on behalf of
XKB INDUSTRIAL PRECISION CO., LIMITED
香港星坤工業精密有限公司

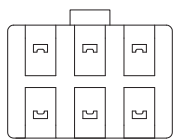
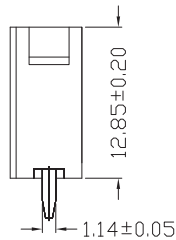
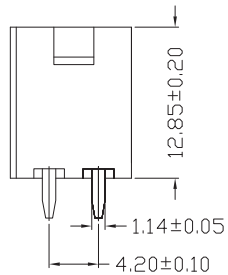
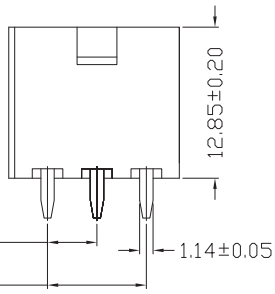
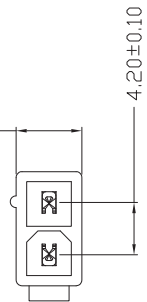
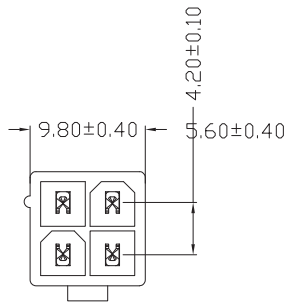
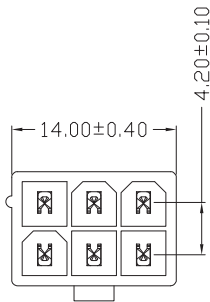
MARK	DESCRIPTION	DATE	REVISED	APPROVED	UNSPECIFIED TOLERANCES
△ X					ANGULAR ±5°
△ X					L ≤ 4 ±0.2
△ X					4 < L ≤ 16 ±0.3
					16 < L ≤ 63 ±0.4
					L > 63 ±0.5

DSND	DATE	SCALE: N/A	MODEL TYPE: X9357WV-2*XXS-XXSN
DWN	DATE	VIEW:	PART NO.:
CHKD	DATE	UNIT: mm	4.20 mm Crimp Style Connectors
APPD	DATE	SIZE: A4	DWG NO.:
			WEIGHT 1.0g
			SHEET 1/1
			REVISION A0

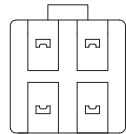
REVISIONS
Authorized Signature(s)

XKB INDUSTRIAL PRECISION CO., LIMITED

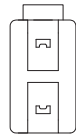
1 2 3 4 5 6 7 8



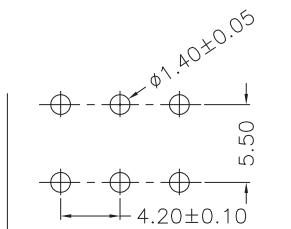
2*03PIN



2*02PIN



2*01PIN



P.C.B. RECOMMENDED LAYOUT

■ Specifications(规格):

- Voltage rating(额定电压): 600V AC / DC
- Current rating(额定电流): 9A AC / DC
- Withstanding voltage(耐压值): 1500V AC/minute
- Temperature range(工作温度): -25°C~+85°C
- Insulation resistance(绝缘电阻): $\geq 1000M\Omega$
- Contact resistance(接触电阻): $\leq 10m\Omega$
- After environmental testing(环境测试后): $\leq 20m\Omega$

X9357 W V X-2*XX HS-XX SN XX
① ② ③ ④ ⑤ ⑥ ⑦ ⑧ ⑨

- ① 系列
- ② 类别: W-WAFER类
- ③ 外观形态: V-180°
- ④ 成型方式: 空码-DIP
- ⑤ PIN数: 双排-2*XX
- ⑥ 特殊码: HS-空心针封口
- ⑦ 材质: N0-PA66 94V-0 N2-PA66 94V-2
- ⑧ 电镀类别: SN-镀亮锡(70U")
- ⑨ 颜色: 空码-本色或普通色

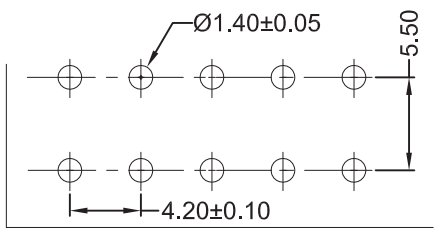
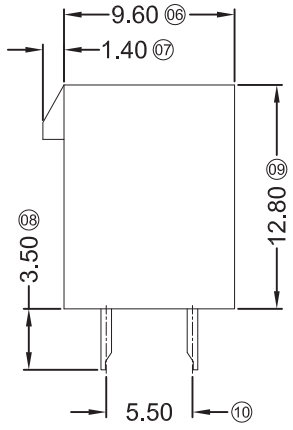
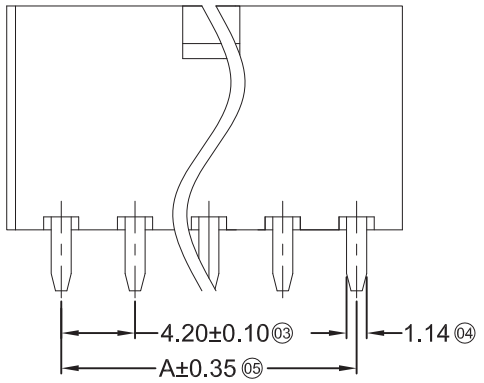
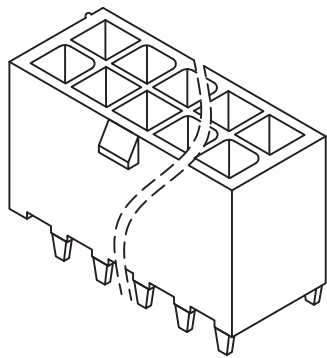
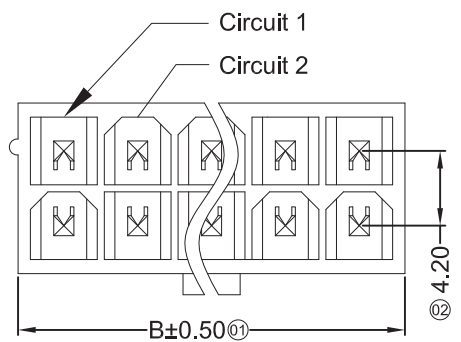
X9357WV-2*XXHS-N2SN	Nylon 66 UL 94V-2	Brass	Tin-Plated	X9357H
X9357WV-2*XXHS-N0SN	Nylon 66 UL 94V-0			
PART NO	Material	Material(Pin)	Finish(Pin)	Suitable XKB Terminal

For and on behalf of
XKB INDUSTRIAL PRECISION CO., LIMITED
香港星坤工業精密有限公司

△ X					ANGULAR	±5°	DSND		DATE	SCALE: N/A	MODEL TYPE: X9357WV-2*XXHS-XXSN		
△ X					L ≤ 4	±0.2	DWN		DATE	VIEW:	PART NO.:		
△ X					4 < L ≤ 16	±0.3	CHKD		DATE	UNIT: mm	4.20 mm Crimp Style Connectors		
MARK	DESCRIPTION	DATE	REVISED	APPROVED	16 < L ≤ 63	±0.4	APPD		DATE	SIZE: A4	DWG NO.:		
					L > 63	±0.5					WEIGHT	SHEET	REVISION
					UNSPECIFIED TOLERANCES		XKB INDUSTRIAL PRECISION CO., LIMITED				1.0g	1/1	A0

REVISIONS
Authorized Signature(s)

1 2 3 4 5 6 7 8



P.C.B. RECOMMENDED LAYOUT

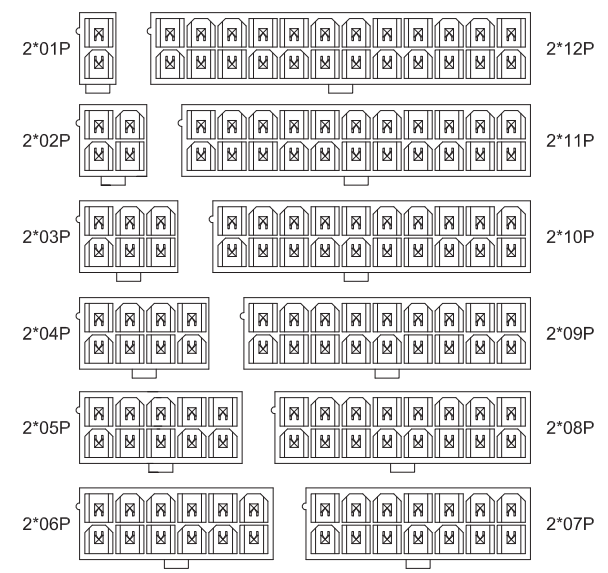
Poles	Dimensions(mm)		Poles	Dimensions(mm)	
	A	B		A	B
2*01	---	5.40	2*07	25.20	30.60
2*02	4.20	9.60	2*08	29.40	34.80
2*03	8.40	13.80	2*09	33.60	39.00
2*04	12.60	18.00	2*10	37.80	43.20
2*05	16.80	22.20	2*11	42.00	47.40
2*06	21.00	26.40	2*12	46.20	51.60

■ Specifications :

- Voltage rating: 600V AC / DC
- Current rating: 9A AC / DC
- Withstanding voltage: 1500V AC/minute
- Temperature range: -25°C~+85°C
- Insulation resistance: ≥1000MΩ
- Contact resistance: ≤10mΩ
- After environmental testing: ≤20mΩ

9357 W V X-2*XX HN-XX SN XX

- ① Series No.
- ② Category: W-wafer
- ③ Welding Board Angle: V-180°
- ④ Welding Way: Blank-DIP
- ⑤ Row No.-Pin No.: 2*XX-Double
- ⑥ Special NO.: HN-The hollow needle
- ⑦ Material: N0-PA66 94V-0; N2-PA66 94V-2
- ⑧ Planting Category: SN-Bright tin plating
SN1-Bright tin plating(Ni:50u"Min;Sn:100u"Min)
- ⑨ Color: Blank-natural color ; RD-dark red



X9357WV-2*XXHN-N2SN1	Nylon 66 UL 94V-2	Brass	Tin-Plated	X9357H
X9357WV-2*XXHN-N2SNRD	Nylon 66 UL 94V-2 Dark Red			
X9357WV-2*XXHN-N2SN	Nylon 66 UL 94V-2	PART NO	Material(Pin)	Finish(Pin)
X9357WV-2*XXHN-N0SN	Nylon 66 UL 94V-0			

For and on behalf of
XKB INDUSTRIAL PRECISION CO., LIMITED
 香港星坤工業精密有限公司

MARK	DESCRIPTION	DATE	REVISED	APPROVED	UNSPECIFIED TOLERANCES
△ X					ANGULAR ±5°
△ X					L ≤ 4 ±0.2
△ X					4 < L ≤ 16 ±0.3
					16 < L ≤ 63 ±0.4
					L > 63 ±0.5

DSND	DATE	SCALE: N/A	MODEL TYPE: X9357WV-2*XXHN-N2SN1
DWN	DATE	VIEW:	PART NO.:
CHKD	DATE	UNIT: mm	DWG NO.:
APPD	DATE	SIZE: A4	

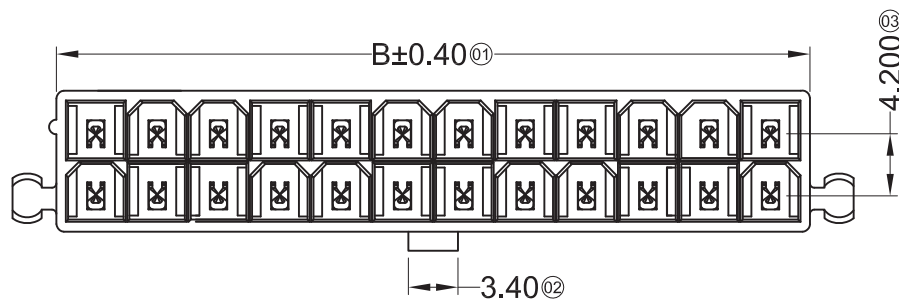
XKB INDUSTRIAL PRECISION CO., LIMITED

WEIGHT	SHEET	REVISION
1.0g	1/1	A0

1 2 3 4 5 6 7 8

A
B
C
D
E
F

A
B
C
D
E
F

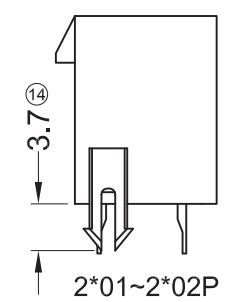
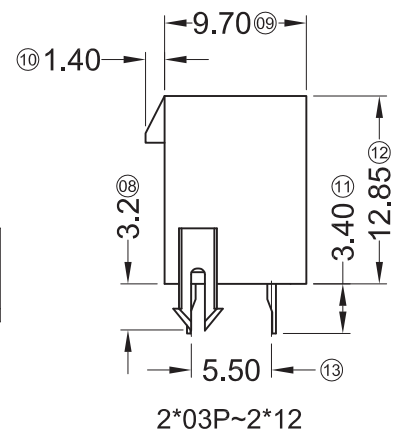
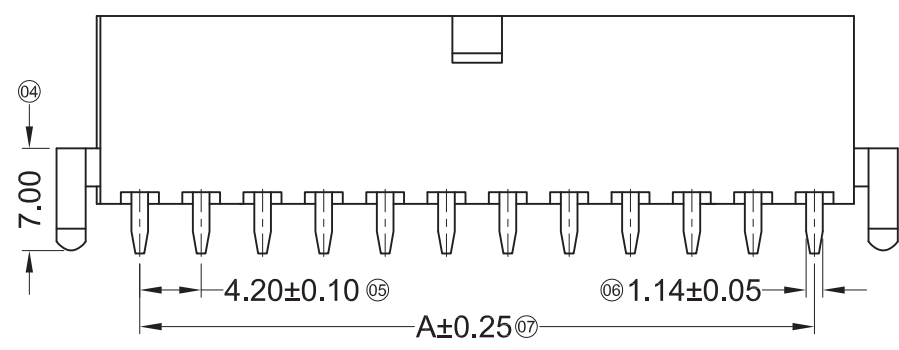


Specifications :

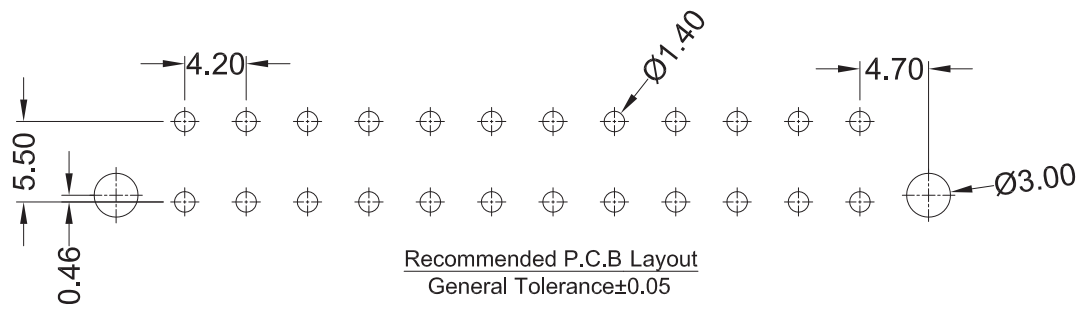
- Voltage rating: 600V AC / DC
- Current rating: 9A AC / DC
- Withstanding voltage: 1500V AC/minute
- Temperature range: -25°C~+85°C
- Insulation resistance: ≥1000MΩ
- Contact resistance: ≤10mΩ
- After environmental testing: ≤20mΩ

X9357 W V X-2*XX FS-XX XX XX

- ① Series No.
- ② Category: W-wafer
- ③ Welding Board Angle: V-180°
- ④ Welding Way: Blank-DIP
- ⑤ Row No.-Pin No.: 2*XX-Double
- ⑥ Special NO.: FS-The hollow needle with positioning column
- ⑦ Material: N0-PA66 94V-0 ; N2-PA66 94V-2
- ⑧ Planting Category:
 - SN-Bright tin plating
 - △ G30-Contact area Gold plating:30u" min;
 - Tail area Bright tin plating
- ⑨ Color: Blank-natural color



Poles	Dimensions(mm)		Poles	Dimensions(mm)	
	A	B		A	B
2*01	--	5.60	2*07	25.20	30.80
2*02	4.20	9.80	2*08	29.40	35.00
2*03	8.40	14.00	2*09	33.60	39.20
2*04	12.60	18.20	2*10	37.80	43.40
2*05	16.80	22.40	2*11	42.00	47.60
2*06	21.00	26.60	2*12	46.20	51.80



△ X9357WV-2*XXFS-N0G30	Nylon 66 UL 94V-2			
X9357WV-2*XXFS-N2SN	Nylon 66 UL 94V-2	Brass	Tin-Plated	X9357H
X9357WV-2*XXFS-N0SN	Nylon 66 UL 94V-0			
PART NO	Material	Material(Pin)	Finish(Pin)	Suitable XKB Terminal

For and on behalf of
XKB INDUSTRIAL PRECISION CO., LIMITED
 香港星坤工業精密有限公司

MARK	DESCRIPTION	DATE	REVISED	APPROVED	UNSPECIFIED TOLERANCES
△ X					ANGULAR ±5°
△ X					L ≤ 4 ±0.2
△ X					4 < L ≤ 16 ±0.3
					16 < L ≤ 63 ±0.4
					L > 63 ±0.5

DSND		DATE		SCALE: N/A	MODEL TYPE: X9357WV-2*XXFS-XXXX	
DWN		DATE		VIEW:	PART NO.:	
CHKD		DATE		UNIT: mm	4.20mm Crimp Style Connectors	
APPD		DATE		SIZE: A4	DWG NO.:	
				WEIGHT	SHEET	REVISION
				1.0g	1/1	A0

XKB INDUSTRIAL PRECISION CO., LIMITED

1 2 3 4 5 6 7 8

■ Specifications :

- Voltage rating: 600V AC / DC
- Current rating: 9A AC / DC
- Withstanding voltage: 1500V AC/minute
- Temperature range: -25°C~+85°C
- Insulation resistance: ≥1000MΩ
- Contact resistance: ≤10mΩ
- After environmental testing: ≤20mΩ

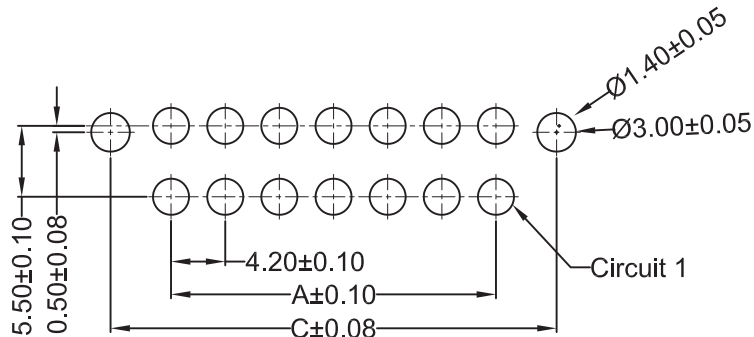
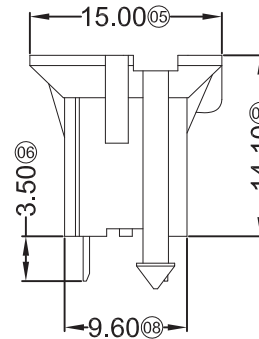
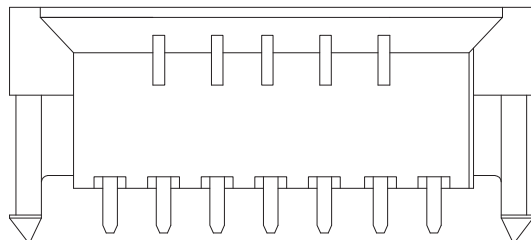
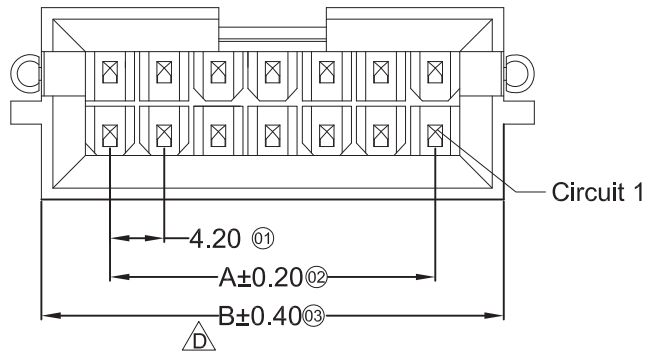
X9357 W V X-2*XX HB-XX SN XX

① ②③④ ⑤ ⑥ ⑦ ⑧ ⑨

- ① Series No.
- ② Category: W-wafer
- ③ Welding Board Angle: V- Straight 180°
- ④ Welding Way: Blank-DIP
- ⑤ Row No.-Pin No.: 2*XX-2*02P~2*12P
- ⑥ Plug the Pin & Special No.:
HB-The hollow needle with positioning column
arrange ushering
- ⑦ Material: N0-PA66 94V-0 ; N2-PA66 94V-2
- ⑧ Planting Category: SN-Bright tin plating ;
- ⑨ Color: Blank-natural color

Poles	Dimensions(mm)		Poles	Dimensions(mm)	
	A	B		A	B
2*02	4.20	15.10	2*08	29.40	40.30
2*03	8.40	19.30	2*09	33.60	44.50
2*04	12.60	23.50	2*10	37.80	48.70
2*05	16.80	27.70	2*11	42.00	52.90
2*06	21.00	31.90	2*12	46.20	57.10
2*07	25.20	36.10			

X9357WV-2*XXHB-N0SN	Nylon 66 UL 94V-0	Brass	Tin-Plated	X9357HM-B
X9357WV-2*XXHB-N2SN	Nylon 66 UL 94V-2	Brass	Tin-Plated	X9357HM-B
PART NO	Material	Material(Pln)	Flnsh(Pln)	Suitable XKB Terminal



P.C.B LAYOUT

For and on behalf of
XKB INDUSTRIAL PRECISION CO., LIMITED
 香港星坤工業精密有限公司

△ X
 △ X
 △ X
 MARK

DESCRIPTION

DATE

REVISED

APPROVED

ANGULAR ±5°
 L ≤ 4 ±0.2
 4 < L ≤ 16 ±0.3
 16 < L ≤ 63 ±0.4
 L > 63 ±0.5

UNSPECIFIED TOLERANCES

DSND
 DWN
 CHKD
 APPD

DATE
 DATE
 DATE
 DATE

SCALE: N/A
 VIEW:
 UNIT: mm
 SIZE: A4

MODEL TYPE:
 X9357WV-2*XXHB-XXSN
 PART NO.:
 4.20 mm Crimp Style Connectors
 DWG NO.:

XKB INDUSTRIAL PRECISION CO., LIMITED

WEIGHT 1.0g
 SHEET 1/1
 REVISION A0

REVISIONS
 Authorized Signature(s)

X-ON Electronics

Largest Supplier of Electrical and Electronic Components

Click to view similar products for [Headers & Wire Housings](#) category:

Click to view products by [XKB](#) manufacturer:

Other Similar products are found below :

[57102-F02-18ULF](#) [58102-G61-06LF](#) [0009485154](#) [009176003701906](#) [0050291907](#) [02.125.8002.8](#) [609-3404](#) [61062-3](#) [622-0430](#) [622-3653LF](#)
[63453-116](#) [636-1030](#) [636-1427](#) [636-3427](#) [636-4007](#) [641938-9](#) [644827-2](#) [65495-038](#) [65692-001LF](#) [65781-018](#) [65781-047](#) [65817-010LF](#)
[65817-015LF](#) [66207-023LF](#) [67016-026LF](#) [67095-007LF](#) [68631-112](#) [68645-018](#) [68648-049](#) [699319-000](#) [70.362.1628.0](#) [70-4210](#) [70-4226B](#)
[70-4853B](#) [707-5020](#) [707-5028](#) [71.350.2428.0](#) [71961-016LF](#) [733-134](#) [754199-000](#) [760-3052](#) [787-8014-00](#) [FCN-367T-T012/H](#) [80.063.4001.1](#)
[800-90-010-10-002000](#) [801-43-002-10-013000](#) [801-43-006-10-002000](#) [803-41-018-10-001000](#) [803-43-014-20-001000](#) [803-43-024-10-001000](#)