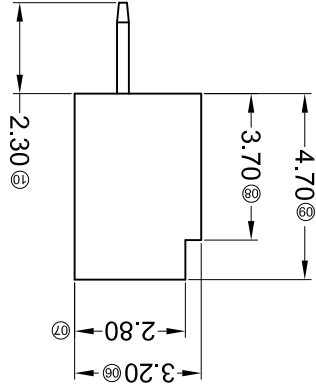
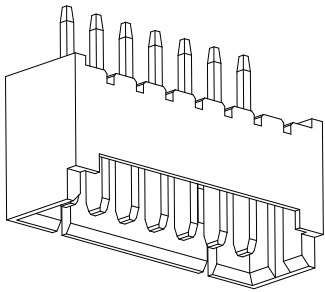
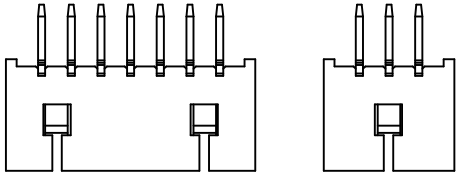


Recommended P.C.B Layout
General Tolerance±0.05

02P~03P Single Gap
Scale 0.6:1

04P~16P Double Gap
Scale 0.6:1



Poles	Dimensions(mm)			Poles	Dimensions(mm)		
	A	B	C		A	B	C
02	1.25	4.25	3.15	10	11.25	14.25	13.15
03	2.50	5.50	4.40	11	12.50	15.50	14.40
04	3.75	6.75	5.65	12	13.75	16.75	15.65
05	5.00	8.00	6.90	13	15.00	18.00	16.90
06	6.25	9.25	8.15	14	16.25	19.25	18.15
07	7.50	10.50	9.40	15	17.50	20.50	19.40
08	8.75	11.75	10.65	16	18.75	21.75	20.65
09	10.00	13.00	11.90				

- ① Series No.
② Category: W-water
③ Welding Board Angle: V- Straight 180°
④ Welding Way: Blank-DIP
⑤ Row No.-Pin No.: XX-02P~16P
⑥ Plug the Pin & Special No.:
⑦ Material: 46-PA46 94V-0; NO-PA66 94V-0
⑧ 6T-PA6T 94V-0; LP-LCP 94V-0
⑨ Plating Category: SN-Bright tin plating; SW-Matte Tin plating
⑩ Color: Blank-natural color

- Specifications:
- Voltage rating: 125V AC / DC
 - Current rating: 1A AC / DC
 - Withstanding voltage: 250V AC/minute
 - Temperature range: -25°C~+85°C
 - Insulation resistance: ≥100MΩ
 - Contact resistance: ≤20mΩ
 - After environmental testing: ≤40mΩ

PART NO	Material	Material(Pin)	Finish(Pin)	Suitable XKB Terminal
9821WV-XX-LPSN	LCP UL 94V-0	Phorphos Bronze	Tin-Plated	X9821H
9821WV-XX-6TSN	PA6T UL 94V-0	Phorphos Bronze	Tin-Plated	
9821WV-XX-46SN	PA46 UL 94V-0			
9821WV-XX-N0SN	PA66 UL 94V-0			

DSND	DATE	SCALE: N/A	MODEL TYPE: X9821WV-XX-XXSN
APPD <td>DATE <td>SIZE: A4 <td></td> </td></td>	DATE <td>SIZE: A4 <td></td> </td>	SIZE: A4 <td></td>	
CHKD <td>DATE <td>UNIT: mm <td>DWG NO.:</td> </td></td>	DATE <td>UNIT: mm <td>DWG NO.:</td> </td>	UNIT: mm <td>DWG NO.:</td>	DWG NO.:
DWN <td>DATE <td>VIEW: </td> <td>PART NO.:</td> </td>	DATE <td>VIEW: </td> <td>PART NO.:</td>	VIEW:	PART NO.:
			1.25mm Crimp Style Connectors
			WEIGHT 1.0g
			SHEET 1/1
			REVISION A0

MARK	DESCRIPTION	DATE	REVISID	APPROVED	UNSPCIFIED TOLERANCES
△ X					16 > L ≤ 63 ±0.4
△ X					4 ≤ L ≤ 16 ±0.3
△ X					L ≤ 4 ±0.2
					ANGULAR ±5°

For and on behalf of
XKB INDUSTRIAL PRECISION CO., LIMITED
香港星坤工業精密有限公司

REVISIONS
Authorized Signature(s)

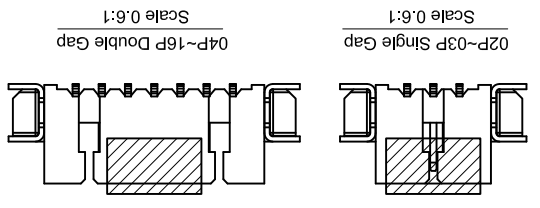
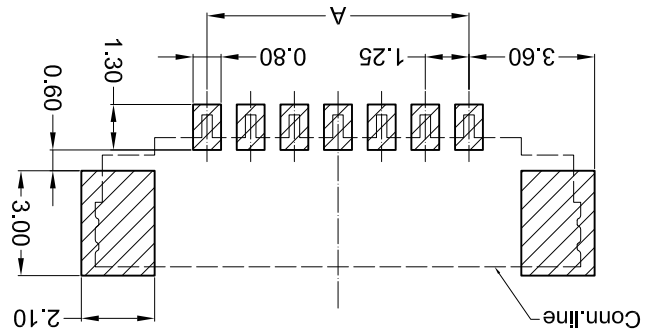
XKB INDUSTRIAL PRECISION CO., LIMITED

For and on behalf of
XKB INDUSTRIAL PRECISION CO., LIMITED
 香港星坤工業精密有限公司

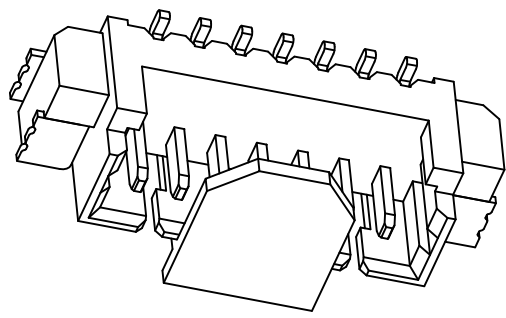
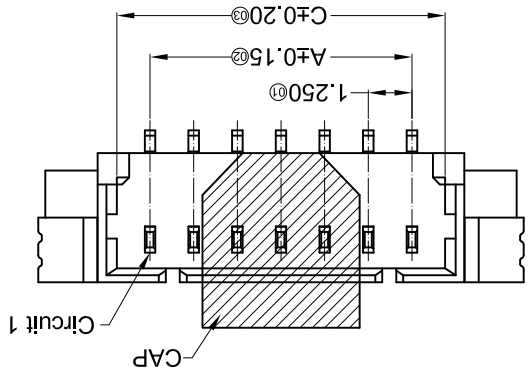
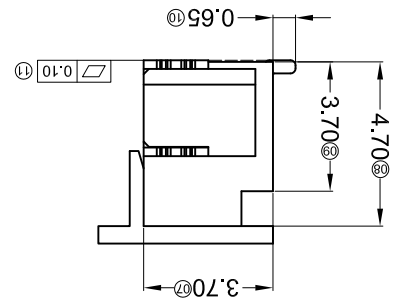
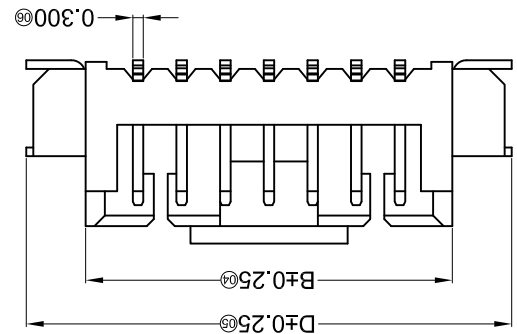
MARK	DESCRIPTION	DATE	REVISED	APPROVED	UNSPECIFIED TOLERANCES	
					L > 63	± 0.5
△ X					16 < L ≤ 63	± 0.4
△ X					4 < L ≤ 16	± 0.3
△ X					L ≤ 4	± 0.2
					ANGULAR	± 5°

REVISIONS		UNSPECIFIED TOLERANCES	
APPD	DATE		
CHKD	DATE		
DWN	DATE		
DSND	DATE		

PART NO	Material	Material(Pin)	Finish(Pin)	(Solder Tabs)	(Solder Tabs)	General Tolerance±0.05
9821WVS-XXA-LPSN	LCP UL 94V-0	Phosphor Bronze	Tin-Plated	Phosphor Bronze	Tin-Plated	Recommended P.C.B Layout
X9821H				Finish	Suitable XKB Terminal	



Poles	Dimensions(mm)			
	A	B	C	D
02	1.25	4.25	3.15	7.65
03	2.50	5.50	4.40	8.90
04	3.75	6.75	5.65	10.15
05	5.00	8.00	6.90	11.40
06	6.25	9.25	8.15	12.65
07	7.50	10.50	9.40	13.90
08	8.75	11.75	10.65	15.15
09	10.00	13.00	11.90	16.40



- ① Series No. X9821 W V S-XX A-LP SN XX
 ② Category: W-water
 ③ Welding Board Angle: V- Straight 180°
 ④ Welding Way: S-SMT
 ⑤ Row No.-Pin No.: XX-02P~16P
 ⑥ Plug the Pin & Special No.: A-All Ear clip
 ⑦ Material: LP-LCP 94V-0
 ⑧ Planting Category: SN-Bright tin plating;
 ⑨ Color: Blank-natural color

- Specifications:
 • Voltage rating: 125V AC / DC
 • Current rating: 1A AC / DC
 • Withstanding voltage: 250V AC/minute
 • Temperature range: -25°C~+85°C
 • Insulation resistance: ≥100MΩ
 • Contact resistance: ≤20mΩ
 • After environmental testing: ≤40mΩ

8 7 6 5 4 3 2 1 A B C D E F

For and on behalf of
XKB INDUSTRIAL PRECISION CO., LIMITED
 香港星洲工業精密有限公司

REVISIONS
 Authorized Signatures(s)

MARK	DESCRIPTION	DATE	REVISD	APPROVED	UNSPCIFIED TOLERANCES
△ X					L > 63 ±0.5
△ X					16 < L ≤ 63 ±0.4
△ X					4 < L ≤ 16 ±0.3
△ X					L ≤ 4 ±0.2
					ANGULAR ±5°

REVISION	SHEET	WEIGHT	SIZE: A4
A0	1/1	1.0g	

XKB INDUSTRIAL PRECISION CO., LIMITED

APPD	DATE	DATE	DATE

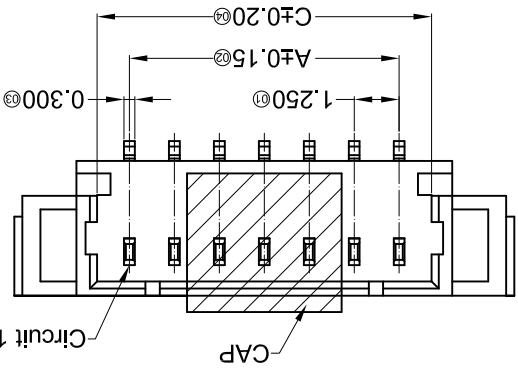
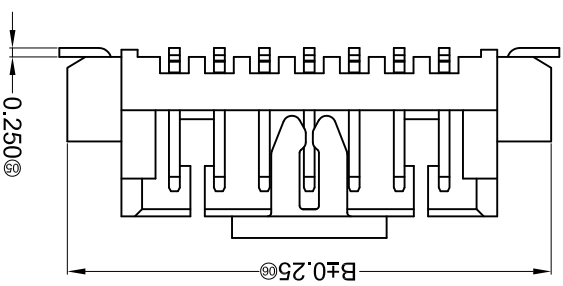
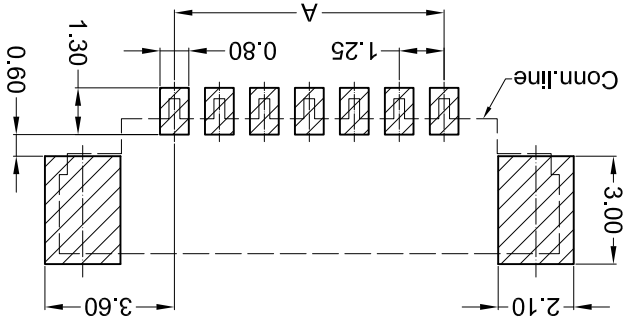
CHKD	DATE	DATE	DATE

DWN	DATE	DATE	DATE

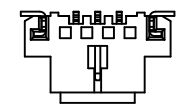
DSND	DATE	SCALE: N/A	MODEL TYPE: X9821WVS-XX-9TSN

PART NO.: 1.25mm Crimp Style Connectors
 DWG NO.:
 PART NO.:

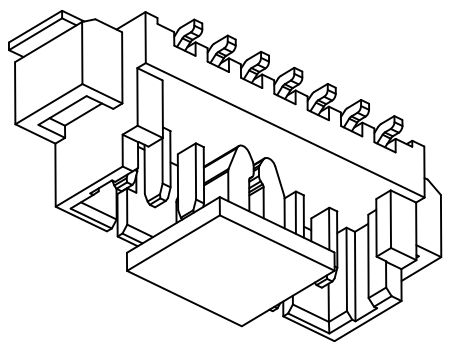
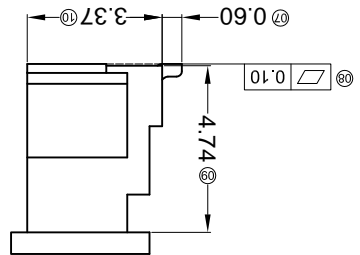
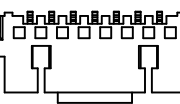
Recommended P.C.B Layout
 General Tolerance±0.05



02P~03P Single Gap
 Scale 0.6:1



04P~20P Double Gap
 Scale 0.6:1



PART NO	Material	Material(Pin)	Finish(Pin)	Material (Solder Tabs)	Finish (Solder Tabs)	Suitable XKB Terminal
X9821WVS-XX-9TSN	Nylon 9T UL 94V-0	Brass	Tin-Plated	Brass	Tin-Plated	X9821H

Poles	Dimensions(mm)		
	A	B	C
02	1.25	7.20	3.05
03	2.50	8.45	4.30
04	3.75	9.70	5.55
05	5.00	10.95	6.80
06	6.25	12.20	8.05
07	7.50	13.45	9.30
08	8.75	14.70	10.55
09	10.00	15.95	11.80
10	11.25	17.20	13.05
11	12.50	18.45	14.30

Poles	Dimensions(mm)		
	A	B	C
02	13.75	19.70	15.55
03	15.00	20.95	16.80
04	16.25	22.20	18.05
05	17.50	23.45	19.30
06	18.75	24.70	20.55
07	20.00	25.95	21.80
08	21.25	27.20	23.05
09	22.50	28.45	24.30
10	23.75	29.70	25.55

- ① Series No.
 ② Category: W-water
 ③ Welding Board Angle: V- Straight 180°
 ④ Welding Way: S-SMT
 ⑤ Row No.-Pin No.: XX-02P~20P
 ⑥ Plug the Pin & Special No.:
 ⑦ Material: 9T-PA9T 94V-0
 ⑧ Plating Category: SN-Bright tin plating;
 ⑨ Color: Blank-Natural Color
- X9821 W V S-XX X-9T SN XX
 ① ② ③ ④ ⑤ ⑥ ⑦ ⑧ ⑨
- Specifications:
- Voltage rating: 125V AC / DC
 - Current rating: 1A AC / DC
 - Withstanding voltage: 250V AC/minute
 - Temperature range: -25°C~+85°C
 - Insulation resistance: ≥100MΩ
 - Contact resistance: ≤20mΩ
 - After environmental testing: ≤40mΩ

MARK	DESCRIPTION	DATE	REVISED	APPROVED	UNSPECIFIED TOLERANCES
△ X					L > 63
△ X					16 > L ≤ 63
△ X					4 < L ≤ 16
△ X					L ≤ 4
					ANGULAR

For and on behalf of
XKB INDUSTRIAL PRECISION CO., LIMITED
 香港星坤工業精密有限公司

REVISIONS
 Authorized Signatures(s)

REVISION	SHEET	WEIGHT	1/1	1.0g
A0				

DSND	DATE	SCALE: N/A	MODEL TYPE: X9821WR-XX-XXSN

DWN	DATE	VIEW:	PART NO.:

CHKD	DATE	UNIT: mm	DWG NO.:
			1.25mm Crimp Style Connectors

APPD	DATE	SIZE: A4

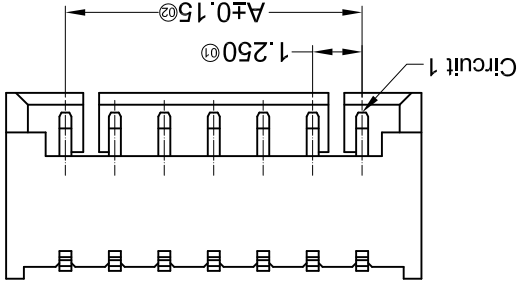
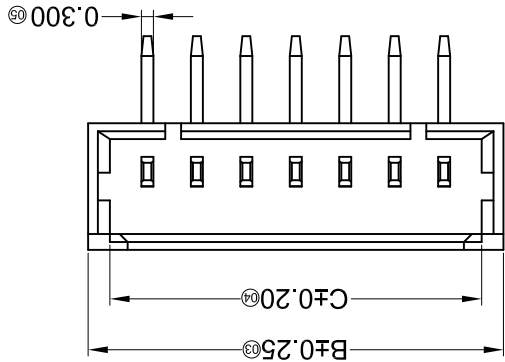
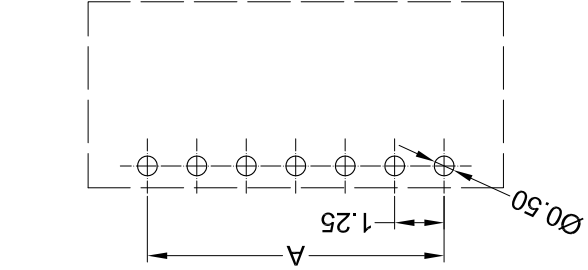
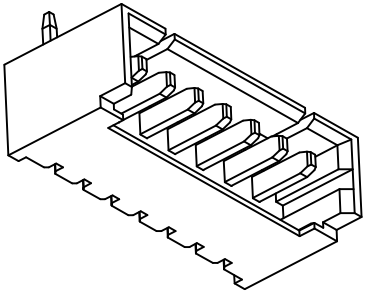
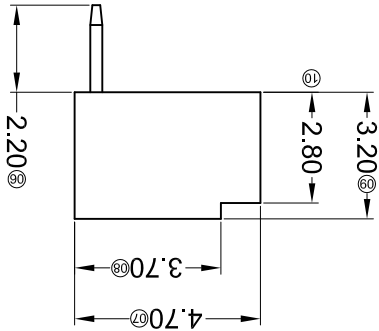
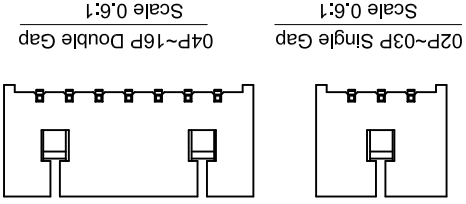
PART NO	Material	Material(Pin)	Finish(Pin)	Suitable XKB Terminal
X9821WR-XX-N0SN	PA66 UL 94V-0	Brass	Tin-Plated	X9821H
X9821WR-XX-46SN	PA46 UL 94V-0	Brass	Tin-Plated	
PA6T UL 94V-0				

Poles	Dimensions(mm)		
	A	B	C
02	1.25	4.25	3.15
03	2.50	5.50	4.40
04	3.75	6.75	5.65
05	5.00	8.00	6.90
06	6.25	9.25	8.15
07	7.50	10.50	9.40
08	8.75	11.75	10.65
09	10.00	13.00	11.90

- ① Series No.
- ② Category: W-water
- ③ Welding Board Angle: R- Right Angle 90°
- ④ Welding Way: Blank-DIP
- ⑤ Row No.-Pin No.: XX-02P~16P
- ⑥ Plug the Pin & Special No.:
- ⑦ Material: 46-PA46 94V-0; NO-PA66 94V-0; 6T-PA6T 94V-0
- ⑧ Planting Category: SN-Bright tin plating; SW-MatteTin plating
- ⑨ Color: Blank-natural color

X9821 W R X-XX X-XX SN XX
 ① ② ③ ④ ⑤ ⑥ ⑦ ⑧ ⑨

- Specifications:
- Voltage rating: 125V AC / DC
 - Current rating: 1A AC / DC
 - Withstanding voltage: 250V AC/minute
 - Temperature range: -25°C~+85°C
 - Insulation resistance: ≥100MΩ
 - Contact resistance: <20mΩ
 - After environmental testing: ≤40mΩ



Recommended P.C.B Layout
 General Tolerance±0.05

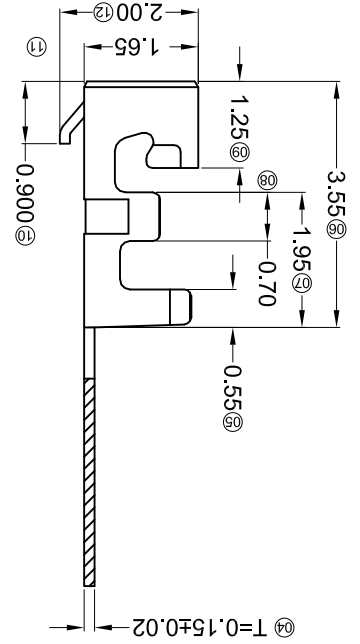
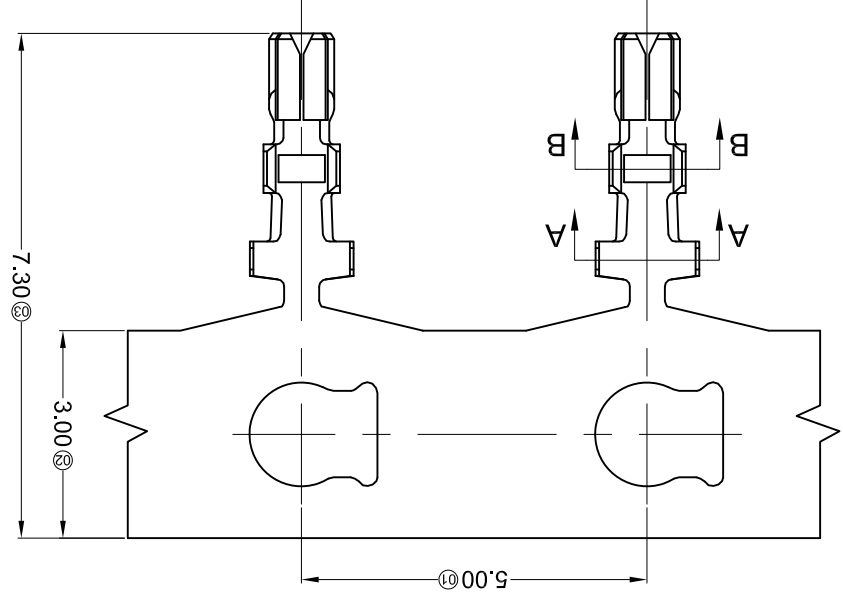
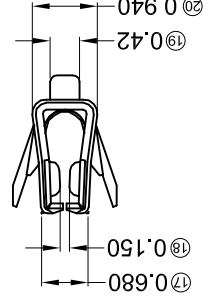
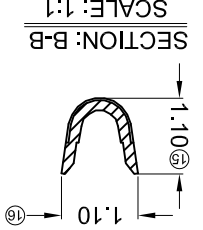
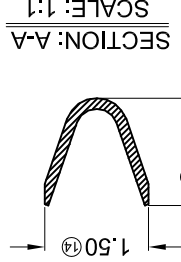
For and on behalf of
XKB INDUSTRIAL PRECISION CO., LIMITED
 香港星坤工業精密有限公司

MARK	DESCRIPTION	DATE	REVISED	APPROVED	UNSPECIFIED TOLERANCES	
					L > 63	± 0.5
△ X					16 < L ≤ 63	± 0.4
△ X					4 < L ≤ 16	± 0.3
△ X					L ≤ 4	± 0.2
					ANGULAR	± 5°

REVISIONS		UNSPECIFIED TOLERANCES		XKB INDUSTRIAL PRECISION CO., LIMITED	
DATE	REVISION	APPROVED	REVISED	APPD	DATE
DATE	REVISION	APPROVED	REVISED	CHKD	DATE
DATE	REVISION	APPROVED	REVISED	DWN	DATE
DATE	REVISION	APPROVED	REVISED	DSND	DATE

MODEL TYPE: X9821T-PXXX-A	SCALE: N/A	VIEW:	PART NO.: 1.25mm Crimp Style Connectors	UNIT: mm	SIZE: A4	WEIGHT: 1.0g	SHEET: 1/1	REVISION: A0
---------------------------	------------	-------	---	----------	----------	--------------	------------	--------------

PART NO	Material	Wire Range	Insulation O.D.	Finish	Suitable XKB
X9821T-PV0-1A	Phosphor Bronze	AWG#28-32	1.00mm(Max)	Stamping Before Plating:30u" Ni/Whole Gold :Gold Flash	X9821H-2*XX
X9821T-PSN-A	Phosphor Bronze	AWG#28-32	1.00mm(Max)	Stamping Before Plating:30u" Min Ni:70"Sn Min	X9821H-2*XX



- X9821 T X-P XX X-A
- ① Series Number
 - ② Category: T-terminal
 - ③ Shape: Blank-ordinary
 - ④ Material: P-Phosphor bronze
 - ⑤ Plating style: SN-Bright tin plating ;
 - ⑥ V01-All Gold Flash
 - ⑦ Plating method:
 - ⑧ Blank-Stamping before plating
 - ⑨ Mold No./Mark/Special No.
 - A-Mate with 9821H-2*XX

- Specifications :
- Voltage rating: 125V AC / DC
 - Current rating: 1A AC / DC
 - Withstanding voltage: 250V AC/minute
 - Temperature range: -25°C~+85°C
 - Insulation resistance: ≥100MΩ
 - Contact resistance: ≤20mΩ
 - After environmental testing: ≤40mΩ

For and on behalf of
XKB INDUSTRIAL PRECISION CO., LIMITED
 香港星坤工業精密有限公司

REVISIONS
 Authorized Signature(s)

MARK	DESCRIPTION	DATE	REVISED	APPROVED	UNSPECIFIED TOLERANCES
△ X					L > 63 ± 0.5
△ X					16 < L ≤ 63 ± 0.4
△ X					4 < L ≤ 16 ± 0.3
△ X					L ≤ 4 ± 0.2
					ANGULAR ± 5°

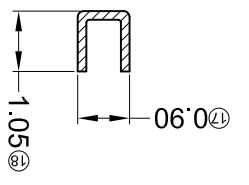
REVISION	SHEET	WEIGHT	SIZE: A4	DATE	DATE	DATE	DATE
A0	1/1	1.0g					

XKB INDUSTRIAL PRECISION CO., LIMITED

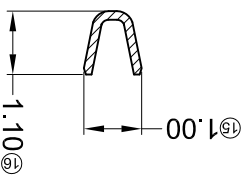
APPD	CHKD	DWN	DSND

UNIT: mm	VIEW:	SCALE: N/A
DWG NO.: 1.25mm Crimp Style Connectors	PART NO.: X9821TM-PXX	MODEL TYPE: X9821TM-PXX

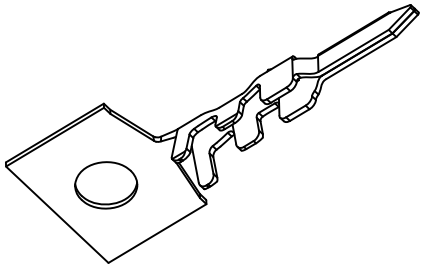
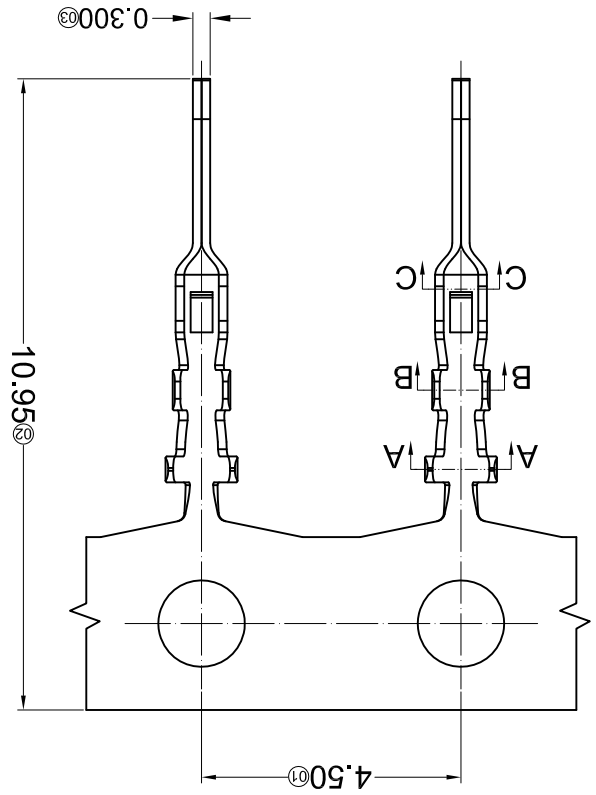
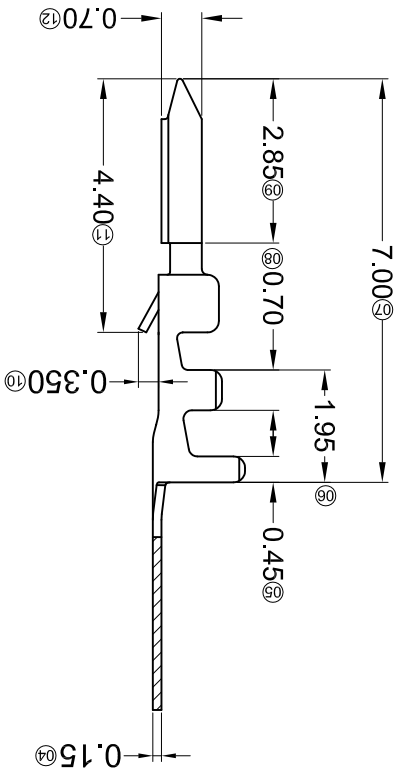
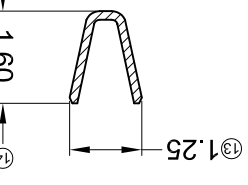
SECTION: C-C
 SCALE: 1:1



SECTION: B-B
 SCALE: 1:1



SECTION: A-A
 SCALE: 1:1



X9821 T M-P XX X-X

① Series Number

② Category: T-terminal

③ Shape: M-male

④ Material: P-Phosphor bronze

⑤ Plating style: V01-Gold Flash ; SN-Bright tin plating

⑥ Plating method : Blank-Stamping before plating

⑦ Mold No./Mark/Special No.

- Specifications :
- Voltage rating: 125V AC / DC
 - Current rating: 1A AC / DC
 - Withstanding voltage: 250V AC/minute
 - Temperature range: -25°C~+85°C
 - Insulation resistance: ≥100MΩ
 - Contact resistance: ≤20mΩ
 - After environmental testing: ≤40mΩ

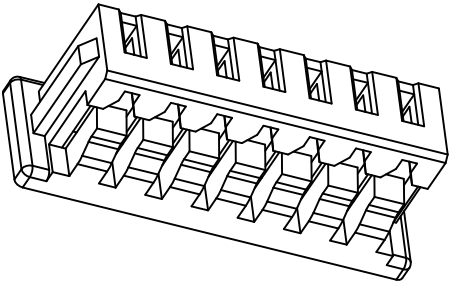
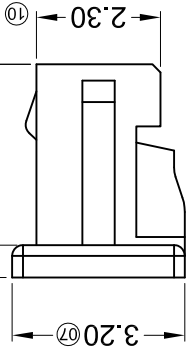
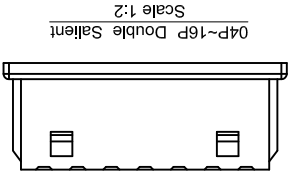
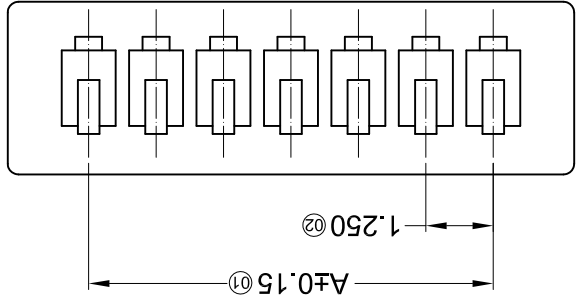
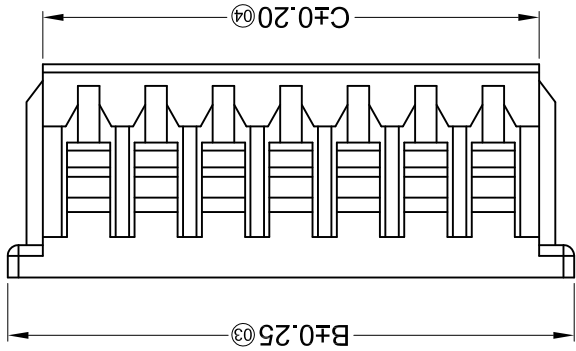
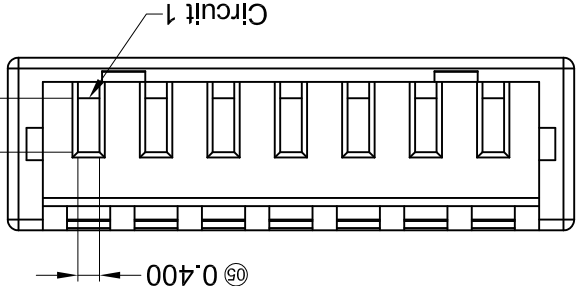
PART NO	Material	Wire Range	Insulation O.D.	Finish	Suitable XKB
X9821TM-PV01	Phosphor Bronze	AWG#26-32	1.00mm(Max)	Stamping Before Plating:30u" Min Nf:Whole Gold	X9821HF
X9821TM-PSN				Stamping Before Plating:30u" Min Nf: 70u"Sn Min	

For and on behalf of
XKB INDUSTRIAL PRECISION CO., LIMITED
 香港星洲工業精密有限公司

REVISIONS
 Authorized Signatures(s)

MARK	DESCRIPTION	DATE	REVISD	APPROVED	UNSPCIFIED TOLERANCES
△ X					L > 63
△ X					16 < L ≤ 63
△ X					4 < L ≤ 16
△ X					L ≤ 4
					ANGULAR
					±5°

DSND	DATE	SCALE: N/A	MODEL TYPE: X9821H-XXA-XXXX
APPD	DATE <td>SIZE: A4</td> <td></td>	SIZE: A4	
CHKD	DATE <td>UNIT: mm</td> <td>DWG NO.:</td>	UNIT: mm	DWG NO.:
DWN	DATE <td>VIEW: </td> <td>PART NO.:</td>	VIEW:	PART NO.:
			1.25mm Crimp Style Connectors
			WEIGHT 1.0g
			SHEET 1/1
			REVISION A0



PART NO	Material	Suitable XKB Terminal
X9821H-XXA-N0	Nylon 66 UL 94V-0	Suitable XKB Terminal
X9821H-XXA-N0HF	Nylon 66 UL 94V-0 Halogen-Free	Suitable XKB Terminal
X9821H-XXA-PT	PBT UL 94V-0	Suitable XKB Terminal

Poles	Dimensions(mm)		
	A	B	C
02	1.25	4.25	2.95
03	2.50	5.50	4.20
04	3.75	6.75	5.45
05	5.00	8.00	6.70
06	6.25	9.25	7.95
07	7.50	10.50	9.20
08	8.75	11.75	10.45
09	10.00	13.00	11.70
Poles			
A			
B			
C			
Dimensions(mm)			
02	12.95	14.25	11.25
03	14.20	15.50	12.50
04	15.45	16.75	13.75
05	16.70	18.00	15.00
06	17.95	19.25	16.25
07	19.20	20.50	17.50
08	20.45	21.75	18.75
09	20.45	21.75	18.75

- ① Series No.
 ② Category: H-HSG
 ③ Welding Board Angle: Blank-ordinary
 ④ Row No./Pin No.: XX-02P~16P
 ⑤ Plug the Pin & special No.: A-No Gap
 ⑥ Material: N0-PA66 94V-0; PT-PBT UL 94V-0
 ⑦ HF-Halogen free
- X9821 H X-XX A-XX HF

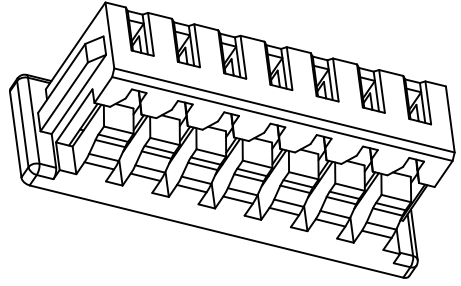
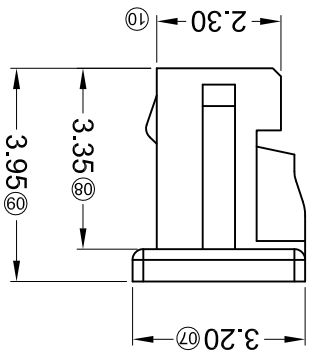
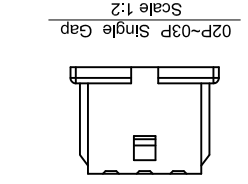
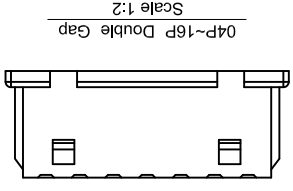
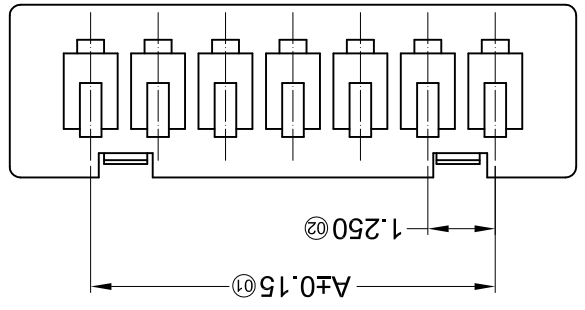
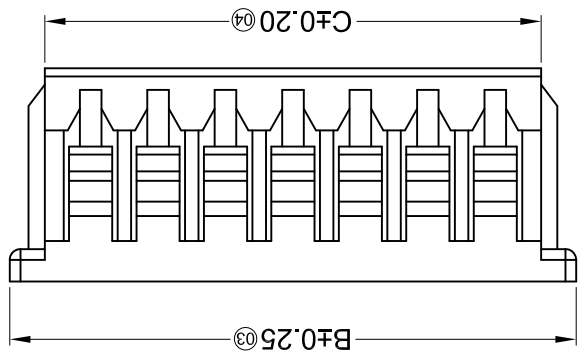
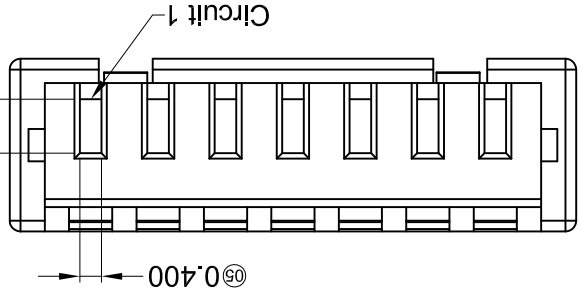
- Specifications:
- Voltage rating: 125V AC / DC
 - Current rating: 1A AC / DC
 - Withstanding voltage: 250V AC/minute
 - Temperature range: -25°C~+85°C
 - Insulation resistance: ≥100MΩ
 - Contact resistance: ≤20mΩ
 - After environmental testing: ≤40mΩ

For and on behalf of
XKB INDUSTRIAL PRECISION CO., LIMITED
 香港星坤工業精密有限公司

REVISIONS
 Authorized Signature(s)

MARK	DESCRIPTION	DATE	REVISED	APPROVED	UNSPECIFIED TOLERANCES
△ X					L > 63
△ X					16 < L ≤ 63
△ X					4 < L ≤ 16
△ X					L ≤ 4
					ANGULAR
					± 5°

DSND	DATE	SCALE: N/A	MODEL TYPE: X9821H-XXXX-XXXX
APPD	DATE <td>SIZE: A4</td> <td></td>	SIZE: A4	
CHKD	DATE <td>UNIT: mm</td> <td>DWG NO.:</td>	UNIT: mm	DWG NO.:
DWN	DATE <td>VIEW: </td> <td>PART NO.:</td>	VIEW:	PART NO.:
			1.25mm Crimp Style Connectors
			WEIGHT 1.0g
			SHEET 1/1
			REVISION A0



PART NO	Material	Suitable XKB Terminal
X9821H-XX-N0	Nylon 66 UL 94V-0	Suitable XKB Terminal
X9821H-XX-N0HF	Nylon 66 UL 94V-0 Halogen-Free	
X9821H-XX-PT	PBT UL 94V-0	Suitable XKB Terminal

Poles	Dimensions(mm)		
	A	B	C
02	1.25	4.25	11.25
03	2.50	5.50	12.50
04	3.75	6.75	13.75
05	5.00	8.00	15.00
06	6.25	9.25	16.25
07	7.50	10.50	17.50
08	8.75	11.75	18.75
09	10.00	13.00	20.00

- ① Series No.
 ② Category: H-HSG
 ③ Welding Board Angle: Blank-ordinary
 ④ Row No./Pin No.: XX-02P~16P
 ⑤ Plug the Pin & special No.:
 ⑥ Material: N0-PA66 94V-0; PT-PBT UL 94V-0
 ⑦ HF-Halogen free
- X9821 H X-XX XX-N0 HF

- Specifications:
- Voltage rating: 125V AC / DC
 - Current rating: 1A AC / DC
 - Withstanding voltage: 250V AC/minute
 - Temperature range: -25°C~+85°C
 - Insulation resistance: ≥100MΩ
 - Contact resistance: ≤20mΩ
 - After environmental testing: ≤40mΩ

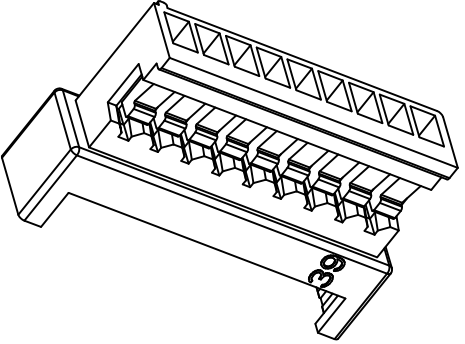
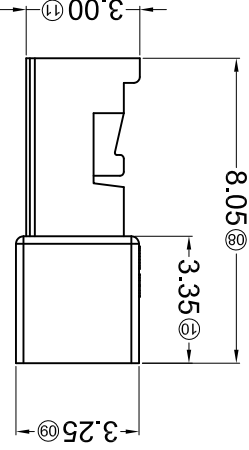
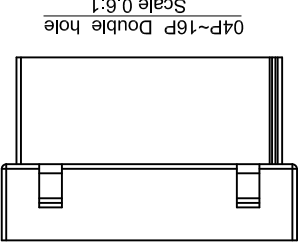
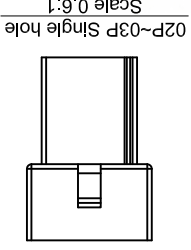
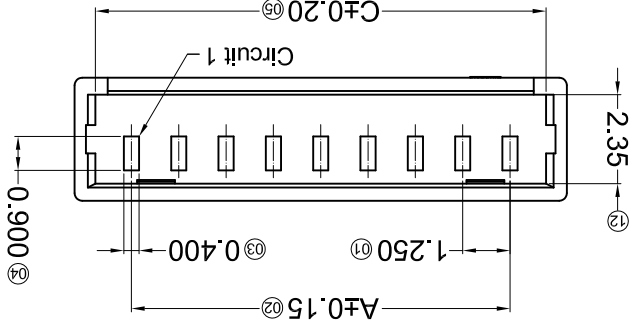
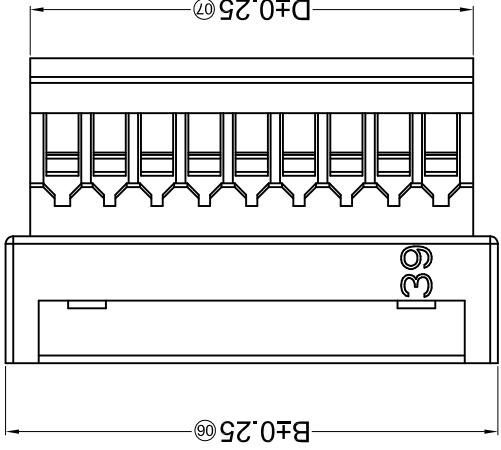
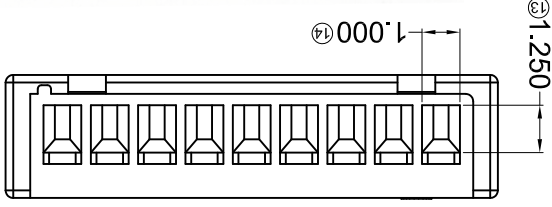
For and on behalf of
XKB INDUSTRIAL PRECISION CO., LIMITED
 香港星坤工業精密有限公司

REVISIONS
 Authorized Signature(s)

MARK	DESCRIPTION	DATE	REVISED	APPROVED	UNSPECIFIED TOLERANCES
△ X					L > 63
△ X					16 < L ≤ 63
△ X					4 < L ≤ 16
△ X					L ≤ 4
					ANGULAR
					±5°

DSND	DATE	SCALE: N/A	MODEL TYPE: X9821HF-XX-N0XX
APPD	DATE <td>SIZE: A4</td> <td></td>	SIZE: A4	
CHKD	DATE <td>UNIT: mm</td> <td>DWG NO.:</td>	UNIT: mm	DWG NO.:
DWN	DATE <td>VIEW: </td> <td>PART NO.:</td>	VIEW:	PART NO.:
			1.25mm Crimp Style Connectors

REVISION	SHEET	WEIGHT
A0	1/1	1.0g



PART NO	Material	Suitable XKB Terminal	Suitable XKB Terminal
X9821HF-XX-PT	PBT UL 94V-0	X9821TM	X9821H
X9821HF-XX-N0HF	Nylon 66 UL 94V-0 Halogen-free		
X9821HF-XX-N0	Nylon 66 UL 94V-0		

Poles	A	B	C	D	Dimensions(mm)
02	1.25	4.25	3.15	2.95	10
03	2.50	5.50	4.40	4.20	11
04	3.75	6.75	5.65	5.45	12
05	5.00	8.00	6.90	6.70	13
06	6.25	9.25	8.15	7.95	14
07	7.50	10.50	9.40	9.20	15
08	8.75	11.75	10.65	10.45	16
09	10.00	13.00	11.90	11.70	17
					18
					19
					20
					21
					22
					23
					24
					25
					26
					27
					28
					29
					30
					31
					32
					33
					34
					35
					36
					37
					38
					39
					40
					41
					42
					43
					44
					45
					46
					47
					48
					49
					50
					51
					52
					53
					54
					55
					56
					57
					58
					59
					60
					61
					62
					63

- ① Series No.
- ② Category: H-HSG
- ③ Welding Board Angle: F-Female HSG
- ④ Row No.-Pin No.: XX-02P~16P
- ⑤ Plug the Pin & special No.:
- ⑥ Material: N0-PA66 94V-0; PT-PBT UL 94V-0
- ⑦ HF-Halogen free

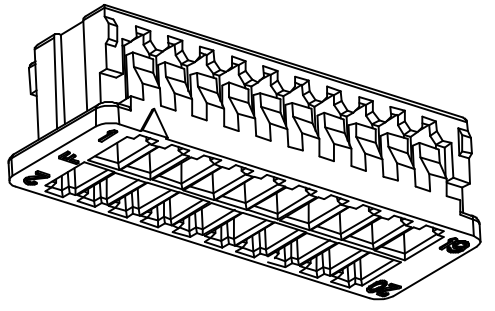
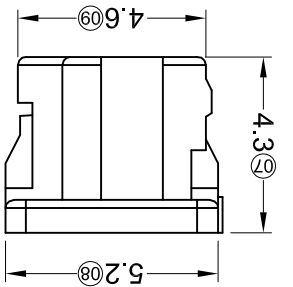
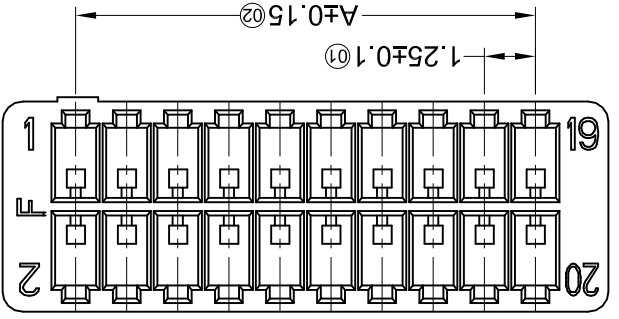
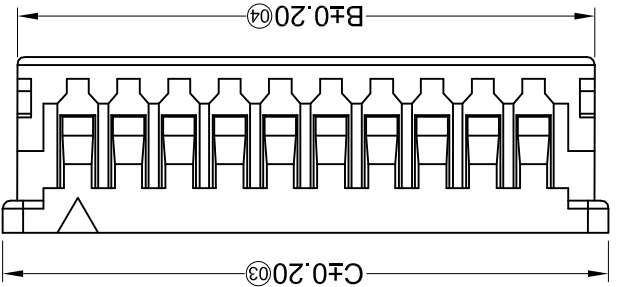
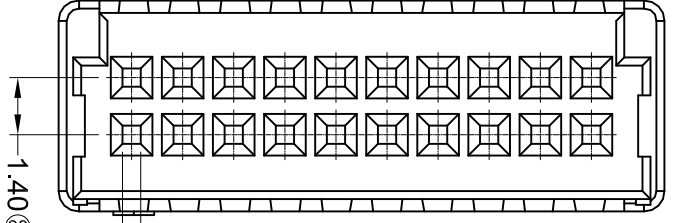
X9821 H F-XX X-N0 HF
 ① ② ③ ④ ⑤ ⑥ ⑦

- Specifications :
- Voltage rating: 125V AC / DC
- Current rating: 1A AC / DC
- Withstanding voltage: 250V AC/minute
- Temperature range: -25°C~+85°C
- Insulation resistance: ≥100MΩ
- Contact resistance: ≤20mΩ
- After environmental testing: ≤40mΩ

For and on behalf of
XKB INDUSTRIAL PRECISION CO., LIMITED
 香港星坤工業精密有限公司

MARK	DESCRIPTION	DATE	REVISED	APPROVED	UNSPECIFIED TOLERANCES	
					L > 63	±0.5
△ X					16 < L ≤ 63	±0.4
△ X					4 < L ≤ 16	±0.3
△ X					L ≤ 4	±0.2
					ANGULAR	±5°

REVISIONS		UNSPECIFIED TOLERANCES	
WEIGHT	1.0g	DATE	
SHEET	1/1	REVISION	
A0		XKB INDUSTRIAL PRECISION CO., LIMITED	



Poles	Dimensions(mm)		
	A	B	C
2*05	5.00	8.00	8.70
2*10	11.25	14.25	14.95
2*15	17.50	20.50	21.20
2*20	23.75	26.75	27.45

- ① Series No.
- ② Category: H-HSG
- ③ Welding Board Angle: Blank-ordinary
- ④ Row No.-Pin No.: 2*XX-02P~16P
- ⑤ Plug the Pin & special No.:
- ⑥ Material: NO-PA66 94V-0;
- ⑦ Color: Blank-natural color

X9821 H X-2*XX XX-N0 XX

- Voltage rating: 125V AC / DC
- Current rating: 1A AC / DC
- Withstanding voltage: 250V AC/minute
- Temperature range: -25°C~+85°C
- Insulation resistance: ≥100MΩ
- Contact resistance: ≤20mΩ
- After environmental testing: ≤40mΩ

■ Specifications :

PART NO	Material	Suitable XKB Terminal	Suitable XKB Terminal
X9821H-2*XX-N0	Nylon 66 UL 94V-0	X9821T-A	X9821W

DSND	DATE	SCALE: N/A	MODEL TYPE: X9821H-2*XX-N0
CHKD <th>DATE</th> <th>UNIT: mm</th> <th>DWG NO.:</th>	DATE	UNIT: mm	DWG NO.:
APPD <th>DATE</th> <th>SIZE: A4</th> <th>1.25mm Crimp Style Connectors</th>	DATE	SIZE: A4	1.25mm Crimp Style Connectors

X-ON Electronics

Largest Supplier of Electrical and Electronic Components

Click to view similar products for [Headers & Wire Housings](#) category:

Click to view products by [XKB](#) manufacturer:

Other Similar products are found below :

[95000-104TRLF](#) [10135584-644402LF](#) [DF62W-EP2022PCA](#) [95000-106TRLF](#) [DF62W-2022SCA](#) [DF62W-EP2022PC](#) [2203348](#) [DF62W-2022SC](#) [1084018](#) [1029039](#) [1084017](#) [802-10-012-10-002000](#) [1112640](#) [1112639](#) [891-007-9SS-BST1T](#) [000-34000](#) [0008550134](#) [0009482033](#) [0009507031](#) [57102-F02-18ULF](#) [57102-S06-03LF](#) [57202-S52-04LF](#) [PCN6-15S-2.5E](#) [0039019024](#) [58102-G61-06LF](#) [582553-1](#) [0009485154](#) [0009508121](#) [0022285053](#) [0050291907](#) [018731A](#) [LY20-4P-DT1-P1E-BR](#) [02.125.8002.8](#) [60101931](#) [60598-1 \(Cut Strip\)](#) [M1625-3R/100](#) [61062-3](#) [61082-181009](#) [CSU011177004](#) [636-1427](#) [638009-1](#) [641938-9](#) [641991-4](#) [644168-1](#) [644827-2](#) [647662-1](#) [65039-019ELF](#) [65692-001LF](#) [65781-018](#) [65781-047](#)