

DLG Series



- AC Input LED Driver
- Constant Voltage & Current Operation
- High Power Factor
- High Efficiency
- Water Proof to IP67
- 90-305 VAC Input Voltage Range
- 3 Year Warranty

Specification

Input

Input Voltage	• 90-305 VAC, see derating curve
Input Frequency	• 47-63 Hz
Input Current	• 50 W: 1.0 A at 115 VAC, 0.5 A at 230 VAC, 75 W: 1.2 A at 115 VAC, 0.6 A at 230 VAC, 100 W: 1.4 A at 115 VAC, 0.7 A at 230 VAC, 150 W: 2.0 A at 115 VAC, 1.0 A at 230 VAC
Inrush Current	• 65 A at 230 VAC, cold start +25 °C
Power Factor	• >0.94 at 230 VAC, full load
Earth Leakage Current	• DLG50/75: 500 µA max at 230 VAC DLG100/150: 750 µA max at 230 VAC
No Load Input Power	• DLG100: 0.5 W max at 230 VAC Other models: 0.6 W max at 230 VAC
Input Protection	• DLG50/75 T2.5A/300V fuse fitted in line, DLG100 T3.15A/300V fuse fitted in line, DLG150 T4A/300V fuse fitted in line

Output

Output Voltage	• See table
Minimum Load	• No minimum load required
Start Up Delay	• 1.5 s max at 115 VAC
Hold Up Time	• DLG50/75: No hold up DLG100/150: 16 ms minimum
Line Regulation	• ±0.5%
Load Regulation	• ±1.0% in constant voltage mode, ±5.0% in constant current mode
Turn On Overshoot	• 5% max
Transient Response	• 5% maximum deviation, recovery to within 1% in 10 ms for a 50% load change
Ripple & Noise	• DLG50/75 ⁽¹⁾ DLG100/150: 150 mV pk-pk up to 36 V output, 200 mV for 48 V output, 240 mV for ≥54 V output (see note 2)
Oversvoltage Protection	• 110-142%, recycle mains to reset, only on DLG100 & DLG150 versions
Overtemperature Protection	• Unit shuts down, recycle mains to reset
Overload Protection	• 105% maximum, auto recovery
Short Circuit Protection	• Trip and restart (hiccup mode)
Temp. Coefficient	• 0.04%/°C

Notes

1. DLG50/75 use a topology which results in increased levels of mains frequency related ripple. Contact technical sales for details.

General

Efficiency	• See table
Isolation	• 3750 VAC Input to Output 1880 VAC Input to Ground 500 VAC Output to Ground
Switching Frequency	• DLG50/75: 40-80 kHz DLG100/150: PWM 60-80 kHz, PFC 55-133 kHz
MTBF	• >200 kWhrs to MIL-HDBK-217F at 25 °C, GB

Environmental

Operating Temperature	• DLG50/75: -40 °C to +60 °C (see derating curve), DLG100/150: -30 °C to +70 °C (see derating curve)
Operating Humidity	• 5-100% RH, non-condensing
Storage Temperature	• -40 °C to +80 °C
Operating Altitude	• 3000 m
Vibration	• 10-500 Hz, 2 g, 10 mins/cycle, 6 cycles in each of 3 axes

EMC & Safety

Emissions	• EN55015, class B conducted and radiated
Harmonic Currents	• EN61000-3-2, class A EN61000-3-2, class C for loads >80%
Voltage Flicker	• EN61000-3-3
ESD Immunity	• EN61000-4-2, 8 kV air and 4 kV contact, Perf Criteria A
Radiated Immunity	• EN61000-4-3, level 2 Perf Criteria A
EFT/Burst	• EN61000-4-4, level 2 Perf Criteria A
Surge	• EN61000-4-5, installation class 3, Perf Criteria A
Conducted Immunity	• EN61000-4-6, level 2 Perf Criteria A
Dips & Interruptions	• EN61000-4-11, 30% 10 ms, 60% 100 ms, 100% 5000 ms, Perf Criteria A, B, B
Safety Approvals	• EN61347, UL8750, CE Mark

Models and Ratings

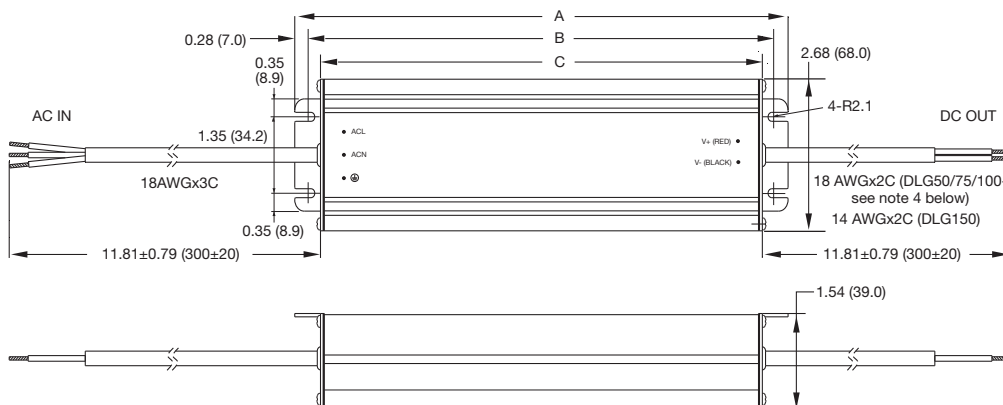
DLG50-150 XP

Output Power	Output Voltage	Output Current	Output Voltage Range in Constant Current Mode	Efficiency ⁽¹⁾	Model Number
50 W	12.0 V	4.20 A	8.5-12.0 V	84.0%	DLG50PS12
50 W	24.0 V	2.10 A	19.0-24.0 V	86.0%	DLG50PS24
50 W	36.0 V	1.40 A	26.0-36.0 V	88.0%	DLG50PS36
50 W	48.0 V	1.05 A	35.0-48.0 V	88.0%	DLG50PS48
59 W	12.0 V	4.90 A	8.5-12.0 V	84.0%	DLG75PS12
75 W	24.0 V	3.15 A	19.0-24.0 V	86.0%	DLG75PS24
74 W	30.0 V	2.45 A	22.0-30.0 V	87.0%	DLG75PS30
75 W	36.0 V	2.10 A	26.0-36.0 V	88.0%	DLG75PS36
67 W	48.0 V	1.40 A	35.0-48.0 V	88.0%	DLG75PS48
75 W	54.0 V	1.40 A	37.0-54.0 V	88.0%	DLG75PS54
100 W	12.0 V	8.30 A	9.0-12.0 V	88.0%	DLG100PS12
100 W	15.0 V	6.60 A	10.0-15.0 V	88.0%	DLG100PS15 ⁽³⁾
100 W	24.0 V	4.20 A	14.0-24.0 V	90.0%	DLG100PS24
100 W	30.0 V	3.30 A	22.0-30.0 V	90.0%	DLG100PS30
100 W	36.0 V	2.80 A	26.0-36.0 V	90.0%	DLG100PS36
100 W	48.0 V	2.10 A	34.0-48.0 V	90.5%	DLG100PS48
100 W	57.0 V	1.75 A	43.0-57.0 V	90.5%	DLG100PS57 ⁽³⁾
132 W	12.0 V	11.00 A	9.0-12.0 V	88.0%	DLG150PS12
150 W	15.0 V	10.00 A	11.0-15.0 V	88.0%	DLG150PS15 ⁽³⁾
150 W	24.0 V	6.30 A	14.0-24.0 V	90.0%	DLG150PS24
150 W	30.0 V	5.00 A	22.0-30.0 V	90.0%	DLG150PS30
150 W	36.0 V	4.20 A	26.0-36.0 V	90.0%	DLG150PS36
150 W	48.0 V	3.20 A	33.0-48.0 V	90.0%	DLG150PS48
150 W	54.0 V	2.80 A	38.0-54.0 V	90.0%	DLG150PS54 ⁽³⁾

Notes

1. Typical efficiency at full load and 230 VAC input.
2. Measured using 12" twisted pair with 0.1 μ F and 47 μ F capacitors in parallel at 20 MHz bandwidth.
3. Not UL8750 approved.

Mechanical Details



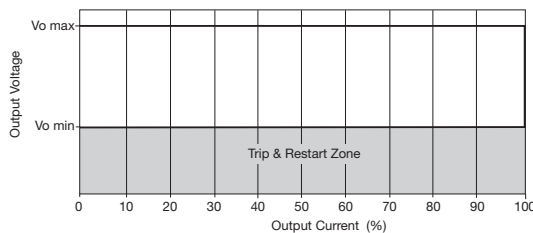
	DLG50/75	DLG100/150
A	6.93 (176.0)	8.74 (222.0)
B	6.38 (162.0)	8.19 (208.0)
C	6.03 (153.2)	7.83 (199.0)

Notes

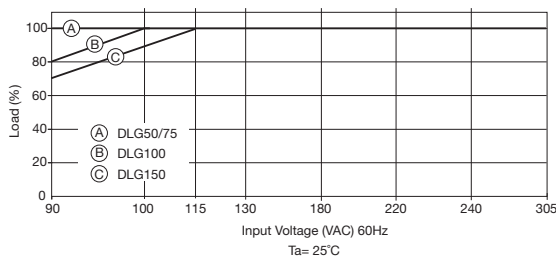
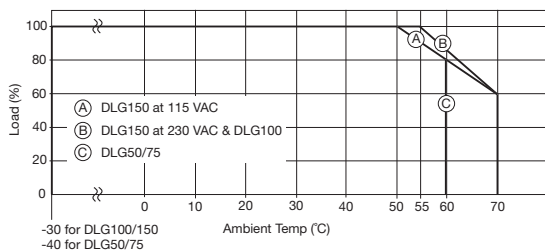
1. All dimensions shown in inches (mm).
2. Weight: DLG50/75: 1.98 lbs (900 g)
DLG100/150 2.29 lbs (1040 g)
3. Tolerance: ± 0.02 (0.5)
4. DLG100PS12 and DLG100PS15 output cable is 14 AWG.

Application Notes

Constant Voltage / Constant Current Curve



Derating Curve



X-ON Electronics

Largest Supplier of Electrical and Electronic Components

Click to view similar products for [LED Power Supplies](#) category:

Click to view products by [XP Power](#) manufacturer:

Other Similar products are found below :

[ESS015W-1000-12](#) [PDA-WIFI](#) [PIFC-K250F](#) [PITB-K222A](#) [ALD-514012PJ134](#) [LB240S24KH](#) [LMH020-SPLC-0000-0000001](#) [79534](#) [79535](#)
[EUG-200S210DT](#) [ESS030W-1050-21](#) [ESS030W-0900-32](#) [BPOXL 4-12-035](#) [ESS010W-0350-24](#) [ESS010W-0200-42](#) [ESM060W-1400-42](#)
[PDA080B-1A0G](#) [ESS010W-0500-12](#) [PDA150B-S1A5G](#) [SLM140W-1.05-130-ZA](#) [ESS015W-0700-18](#) [EUD-150S350DVA](#) [LWA320-C420-](#)
[ARK-B](#) [HVG-240-48AB](#) [HVG-320-36AB](#) [HVG-320-54AB](#) [ELG-240-C1400AB](#) [EUK-150S105DV](#) [BXCS-12Z-N2P-B1-A](#) [BXPR-WN-01-A](#)
[LN1224CV](#) [BXCS-12D-N2P-01-A](#) [BXCS-12W-N2P-01-A](#) [HBG-160-24AB](#) [980100001200394](#) [980060001200376](#) [LC 14W 250-350MA](#)
[FLEXC R ADV2](#) [LC 24W 500-600MA FLEXC R ADV2](#) [LC 36W 850-900MA FLEXC R ADV2](#) [LC 50W 200-350ML 170V FLEXC LP](#)
[SNC4](#) [LC 25W 200-350ML 70V FLEXC LP SNC4](#) [LC 35W 200-350ML 121V FLEXC LP SNC4](#) [LCBI 10W 350MA PHASE-CUT/1-10V LP](#)
[LC 13W 300MA FIXC C SNC](#) [LC 10W 250MA FIXC SC SNC2](#) [LC 35W 800MA FIXC SR ADV2](#) [LC 38W 900MA FIXC SR ADV2](#) [LC](#)
[34W 800MA FIXC SC ADV2](#) [LC 44W 1050MA FIXC SC ADV2](#) [LC 38W 900MA 42V FIXC SRL ADV2](#)