


# 60 Watts

## ECP Series

GREEN **XP** POWER

### Specification

#### Input

Input Voltage	• 85-264 VAC, derate from 100% load at 90 VAC to 90% load at 85 VAC
Input Frequency	• 47-63 Hz
Input Current	• 0.85 A max at 115 VAC
Inrush Current	• 100 A max at 230 VAC, cold start at 25 °C
Power Factor	• EN61000-3-2, class A
No Load Input Power	• <0.5 W
Earth Leakage Current	• <250 µA at 264 VAC, 60 Hz
Input Protection	• Internal T2 A/250 V fuse in both line and neutral

#### Output

Output Voltage	• See table
Output Voltage Trim	• ±10% on V1 only, output 2 on multi output models will track by the same percentage
Minimum Load	• 10% minimum load required on all outputs of multi output models
Start Up Delay	• 1.3 s max
Start Up Rise Time	• 15 ms typical
Hold Up Time	• 16 ms min at full load at 115 VAC
Total Regulation	• Output 1: 2% from 0% load to 100% load Output 2: 5% from 20% load to 100% load Output 3: 5% from 10% load to 100% load
Remote Sense	• Fitted to US05 version, compensates for 0.5V drop
Transient Response	• 4% max deviation, recovering to less than 1% within 500 µs for 50% step load change at 1 A/µs
Ripple & Noise	• 1% pk-pk (2% for US05 version), measured with 20 MHz bandwidth
Overvoltage Protection	• 115-140% of nominal output voltage on V1 only, recycle input to reset
Overload Protection	• 120-160% of nominal power
Short Circuit Protection	• Trip and restart (hiccup mode)
Temperature Coefficient	• ±0.02%/°C max

- Low Profile Design
- Compact Size, 4"x 2"
- IT & Medical Approvals
- Single, Dual and Triple Output
- <0.5 W No Load Input Power
- Peak Load Capability
- 3 Year Warranty

#### General

Efficiency	• 88% typical at 230 VAC and full load
Isolation	• 4000 VAC Input to Output 1500 VAC Input to Ground 500 VDC Output to Ground
Switching Frequency	• 30-130 kHz variable
MTBF	• >400 kHrs to MIL-HDBK-217F at 25 °C, GB

#### Environmental

Operating Temperature	• -20 °C to +70 °C, derate from 100% load at 50 °C to 50% load at 70 °C
Cooling	• Natural convection
Operating Humidity	• 5% to 95% RH, non condensing
Operating Altitude	• 3000 m max
Storage Temperature	• -40 °C to +85 °C
Shock	• 30 g pk, half sine, 6 axes
Vibration	• 2 g rms, 5 Hz to 500 Hz, 3 axes

#### EMC & Safety

Emissions	• EN55011/22, level B conducted & level A radiated
Harmonic Currents	• EN61000-3-2, class A
Voltage Flicker	• EN61000-3-3
ESD Immunity	• EN61000-4-2, ±4 kV indirect contact, Perf Criteria A
Radiated Immunity	• EN61000-4-3, 3 V/m, Perf Criteria A
EFT / Burst	• EN61000-4-4, level 3 Perf Criteria A
Surge	• EN61000-4-5, installation class 3, Perf Criteria A
Conducted Immunity	• EN61000-4-6, 3 V Perf Criteria A
Dips & Interruptions	• EN61000-4-11, 30% 10 ms, 60% 100 ms, 100% 5000 ms, Perf Criteria A, B, B EN60601-1-2, 30% 500 ms, 60% 100 ms, 100% 10 ms, 100% 5000 ms, Perf Criteria A, A, A, B
Safety Approvals	• UL62368-1, IEC62368-1, EN62368-1, ANSI/AAMI ES 60601-1, IEC60601-1, EN60601-1, CE & UKCA meets all applicable directives & legislation.

## Models and Ratings

Output Power	Output 1			Output 2			Output 3		Model Number
	Voltage	Current	Peak <sup>(1)</sup>	Voltage	Current	Peak <sup>(1)</sup>	Voltage	Current	
55 W	+5.0 VDC	11.0 A	14.3 A						ECP60US05
60 W	+5.0 VDC	7.0 A	9.1 A	+12.0 VDC	3.0 A	3.90 A			ECP60UD01
60 W	+5.0 VDC	7.0 A	9.1 A	+15.0 VDC	2.0 A	2.60 A			ECP60UD02
60 W	+5.0 VDC	7.0 A	9.1 A	+24.0 VDC	1.5 A	1.95 A			ECP60UD03
60 W	+5.0 VDC	7.0 A	9.1 A	+12.0 VDC	3.0 A	3.90 A	-12.0 V	0.30 A	ECP60UT01
60 W	+5.0 VDC	7.0 A	9.1 A	+15.0 VDC	2.0 A	2.60 A	-15.0 V	0.30 A	ECP60UT02
60 W	+5.0 VDC	7.0 A	9.1 A	+24.0 VDC	1.5 A	1.95 A	+12.0 V	0.30 A	ECP60UT03
60 W	+5.0 VDC	7.0 A	9.1 A	+24.0 VDC	1.5 A	1.95 A	-12.0 V	0.30 A	ECP60UT04

### Notes

1. Peak load lasting <30 s with a maximum duty cycle of 10%, average output power not to exceed nominal.

## Mechanical Details

CN1 - Input Connector	
Pin 1	Neutral
Pin 2	Not Fitted
Pin 3	Line

Mates with JST housing VHR-3N and JST Series SVH-21T-P1.1 crimp terminals

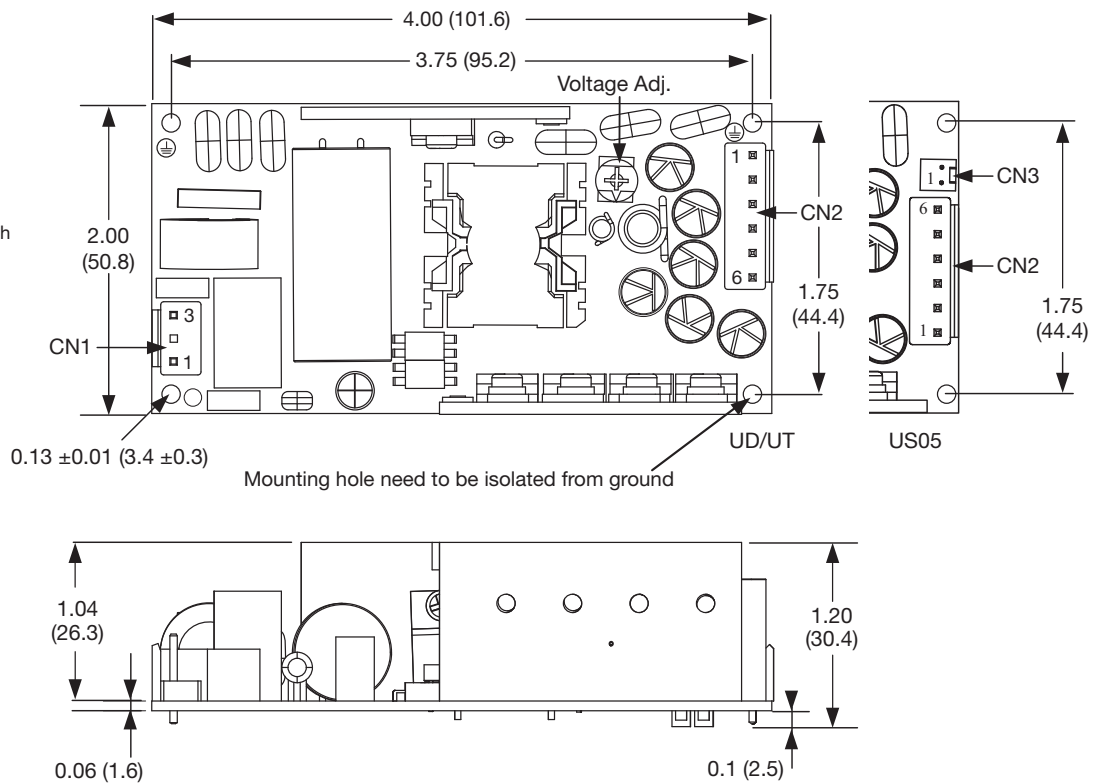
Mounting holes marked with ⊕ must be connected to safety earth

CN2 Output Connector		
	UD/UT	US05
Pin 1	V2	+5V
Pin 2	V1	+5V
Pin 3	V1	+5V
Pin 4	RTN	RTN
Pin 5	RTN	RTN
Pin 6	V3	RTN

Mates with JST housing VHR-6N and JST Series SVH-21T-P1.1 crimp terminals

CN3 Sense Connector	
Pin 1	-Sense
Pin 2	+Sense

Fitted to ECP60US05 only. Mates with Molex Housing 22-01-1022 and 2759 crimp terminals

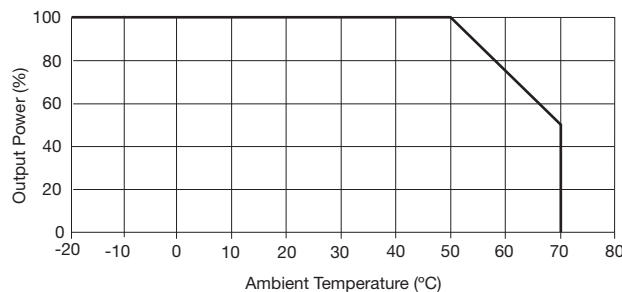


### Notes

1. All dimensions are in inches (mm).  
2. Weight: 0.34 lbs (155 g) approx.

3. Tolerance: ±0.02 (±0.5) unless stated

## Derating Curve



## X-ON Electronics

Largest Supplier of Electrical and Electronic Components

*Click to view similar products for [Switching Power Supplies](#) category:*

*Click to view products by [XP Power](#) manufacturer:*

Other Similar products are found below :

[70841011](#) [73-551-0005](#) [73-551-0048](#) [PS3E-B12F](#) [PS3E-E12F](#) [AAD600S-4-OP](#) [R22095](#) [KD0204](#) [9021](#) [LDIN100150](#) [LPM000-BBAR-01](#)  
[LPX17S-C](#) [EVS57-10R6/R](#) [FP80](#) [FRV7000G](#) [22929](#) [PS3E-F12F](#) [CQM1IA121](#) [40370121900](#) [VI-PU22-EXX](#) [40370121910](#) [LDIN5075](#)  
[LPM615-CHAS](#) [LPX140-C](#) [09-160CFG](#) [70841025](#) [VPX3000-CBL-DC](#) [VI-LUL-IU](#) [LPM000-BBAR-05](#) [LPM000-BBAR-08](#) [LPM124-](#)  
[OUTA1-48](#) [LPM000-BBAR-07](#) [LPM109-OUTA1-10](#) [LPM616-CHAS](#) [08-30466-1055G](#) [08-30466-2175G](#) [08-30466-2125G](#) [DMB-EWG](#)  
[TVQF-1219-18S](#) [6504-226-2101](#) [CQM1IPS01](#) [SP-300-5](#) [CQM1-IPS02](#) [VI-MUL-ES](#) [22829](#) [08-30466-0065G](#) [VI-RU031-EWWX](#) [08-30466-](#)  
[0028G](#) [EP3000AC48INZ](#) [VP-C2104853](#)