


60 Watts

ECP Series



GREEN XP POWER

Specification

Input

Input Voltage	• 85-264 VAC, derate from 100% load at 90 VAC to 90% load at 85 VAC
Input Frequency	• 47-63 Hz
Input Current	• 0.85 A max at 115 VAC
Inrush Current	• 100 A max at 230 VAC, cold start at 25 °C
Power Factor	• EN61000-3-2, class A
No Load Input Power	• <0.5 W
Earth Leakage Current	• <250 µA at 264 VAC, 60 Hz
Input Protection	• Internal T2 A/250 V fuse in both line and neutral

Output

Output Voltage	• See table
Output Voltage Trim	• ±10% on V1 only, output 2 on multi output models will track by the same percentage
Minimum Load	• 10% minimum load required on all outputs of multi output models
Start Up Delay	• 1.3 s max
Start Up Rise Time	• 15 ms typical
Hold Up Time	• 16 ms min at full load at 115 VAC
Total Regulation	• Output 1: 2% from 0% load to 100% load Output 2: 5% from 20% load to 100% load Output 3: 5% from 10% load to 100% load
Remote Sense	• Fitted to US05 version, compensates for 0.5V drop
Transient Response	• 4% max deviation, recovering to less than 1% within 500 µs for 50% step load change at 1 A/µs
Ripple & Noise	• 1% pk-pk (2% for US05 version), measured with 20 MHz bandwidth
Overvoltage Protection	• 115-140% of nominal output voltage on V1 only, recycle input to reset
Overload Protection	• 120-160% of nominal power
Short Circuit Protection	• Trip and restart (hiccup mode)
Temperature Coefficient	• ±0.02%/°C max

- Low Profile Design
- Compact Size, 4"x 2"
- IT & Medical Approvals
- Single, Dual and Triple Output
- <0.5 W No Load Input Power
- Peak Load Capability
- 3 Year Warranty

General

Efficiency	• 88% typical at 230 VAC and full load
Isolation	• 4000 VAC Input to Output 1500 VAC Input to Ground 500 VDC Output to Ground
Switching Frequency	• 30-130 kHz variable
MTBF	• >400 kHrs to MIL-HDBK-217F at 25 °C, GB

Environmental

Operating Temperature	• -20 °C to +70 °C, derate from 100% load at 50 °C to 50% load at 70 °C
Cooling	• Natural convection
Operating Humidity	• 5% to 95% RH, non condensing
Operating Altitude	• 3000 m max
Storage Temperature	• -40 °C to +85 °C
Shock	• 30 g pk, half sine, 6 axes
Vibration	• 2 g rms, 5 Hz to 500 Hz, 3 axes

EMC & Safety

Emissions	• EN55011/32, level B conducted & level A radiated
Harmonic Currents	• EN61000-3-2, class A
Voltage Flicker	• EN61000-3-3
ESD Immunity	• EN61000-4-2, ±4 kV indirect contact, Perf Criteria A
Radiated Immunity	• EN61000-4-3, 3 V/m, Perf Criteria A
EFT / Burst	• EN61000-4-4, level 3 Perf Criteria A
Surge	• EN61000-4-5, installation class 3, Perf Criteria A
Conducted Immunity	• EN61000-4-6, 3 V Perf Criteria A
Dips & Interruptions	• EN61000-4-11, 30% 10 ms, 60% 100 ms, 100% 5000 ms, Perf Criteria A, B, B EN60601-1-2, 30% 500 ms, 60% 100 ms, 100% 10 ms, 100% 5000 ms, Perf Criteria A, A, A, B
Safety Approvals	• UL62368-1, IEC62368-1, EN62368-1, ANSI/AAMI ES 60601-1, IEC60601-1, EN60601-1

Models and Ratings

Output Power	Output 1			Output 2			Output 3		Model Number
	Voltage	Current	Peak ⁽¹⁾	Voltage	Current	Peak ⁽¹⁾	Voltage	Current	
55 W	+5.0 VDC	11.0 A	14.3 A						ECP60US05
60 W	+5.0 VDC	7.0 A	9.1 A	+12.0 VDC	3.0 A	3.90 A			ECP60UD01
60 W	+5.0 VDC	7.0 A	9.1 A	+15.0 VDC	2.0 A	2.60 A			ECP60UD02
60 W	+5.0 VDC	7.0 A	9.1 A	+24.0 VDC	1.5 A	1.95 A			ECP60UD03
60 W	+5.0 VDC	7.0 A	9.1 A	+12.0 VDC	3.0 A	3.90 A	-12.0 V	0.30 A	ECP60UT01
60 W	+5.0 VDC	7.0 A	9.1 A	+15.0 VDC	2.0 A	2.60 A	-15.0 V	0.30 A	ECP60UT02
60 W	+5.0 VDC	7.0 A	9.1 A	+24.0 VDC	1.5 A	1.95 A	+12.0 V	0.30 A	ECP60UT03
60 W	+5.0 VDC	7.0 A	9.1 A	+24.0 VDC	1.5 A	1.95 A	-12.0 V	0.30 A	ECP60UT04

Notes

1. Peak load lasting <30 s with a maximum duty cycle of 10%, average output power not to exceed nominal.

Mechanical Details

CN1 - Input Connector	
Pin 1	Neutral
Pin 2	Not Fitted
Pin 3	Line

Mates with JST housing VHR-3N and JST Series SVH-21T-P1.1 crimp terminals

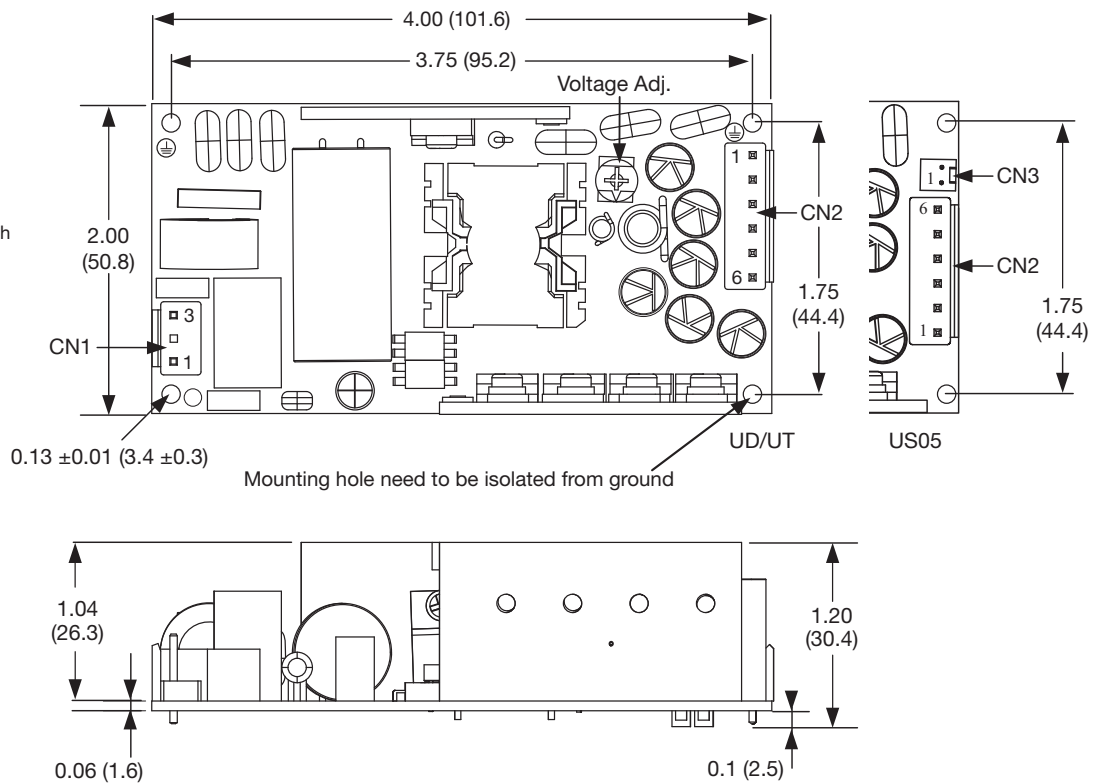
Mounting holes marked with ⊕ must be connected to safety earth

CN2 Output Connector		
	UD/UT	US05
Pin 1	V2	+5V
Pin 2	V1	+5V
Pin 3	V1	+5V
Pin 4	RTN	RTN
Pin 5	RTN	RTN
Pin 6	V3	RTN

Mates with JST housing VHR-6N and JST Series SVH-21T-P1.1 crimp terminals

CN3 Sense Connector	
Pin 1	-Sense
Pin 2	+Sense

Fitted to ECP60US05 only. Mates with Molex Housing 22-01-1022 and 2759 crimp terminals

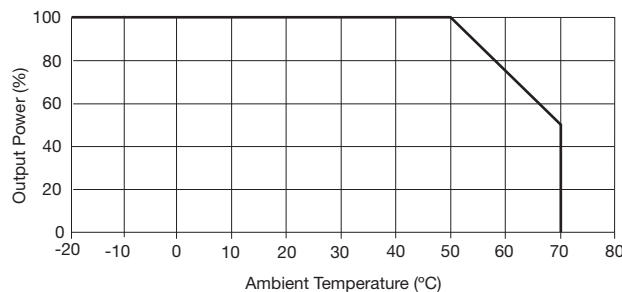


Notes

1. All dimensions are in inches (mm).
2. Weight: 0.34 lbs (155 g) approx.

3. Tolerance: ±0.02 (±0.5) unless stated

Derating Curve



X-ON Electronics

Largest Supplier of Electrical and Electronic Components

Click to view similar products for [XP Power](#) manufacturer:

Other Similar products are found below :

[FCM400PS12](#) [HDS1500PS12](#) [ECE40US24-SD](#) [ECE40US48](#) [EMH250PS12](#) [EML30US03-S](#) [IA0524D](#) [IR0512SA](#) [ISW0505A](#) [ITQ4824SA](#)
[ITV2405SA](#) [JCA0248S05](#) [JCD0412D05](#) [JCK3012S05](#) [LCL300PS12](#) [IE1205SH](#) [IL4805S](#) [ISH1515A](#) [JCA0305S15](#) [JCE0624D05](#)
[JCG1212S05](#) [JCK1524D12](#) [JTE0624D24](#) [VER05US060-JA](#) [JTL6048S12](#) [JTK3024S15](#) [JTC0648D03](#) [ACS40-60](#) [LOOM](#) [JCG1512D12](#)
[RCQ50110S15](#) [JCD0612S05](#) [IF0503S](#) [IEU0224D12](#) [IEQ0524S3V3](#) [IEU0312D05](#) [IEQ0548S24](#) [VER18US150-JA](#) [VER18US120-JA](#)
[AH20N-12](#) [TR05S15](#) [A20N-5](#) [A12N-5](#) [DTE2048S48](#) [DNR240TS24-I](#) [JCD0612D12](#) [IT4812SA](#) [IT4812S](#) [EML30US09-P](#) [EML15US12-S](#)
[CA02P-5](#)