

JCH Series



- 2:1 Input Range
- Industry Standard Package
- 1500 VDC Isolation
- Continuous Short Circuit Protection
- -40 °C to +100 °C Operating Temperature
- UL Approved
- Single & Dual Outputs
- 3 Year Warranty

Specification

Input

Input Voltage Range	<ul style="list-style-type: none"> • 12 V (9-18 VDC) • 24 V (18-36 VDC) • 48 V (36-72 VDC)
Input Current	<ul style="list-style-type: none"> • See table
Input Reflected Ripple Current	<ul style="list-style-type: none"> • 35 mA rms through 12 μH inductor
Input Filter	<ul style="list-style-type: none"> • Pi network
Input Surge	<ul style="list-style-type: none"> • 12 V models 25 VDC for 100 ms • 24 V models 50 VDC for 100 ms • 48 V models 100 VDC for 100 ms

Output

Output Voltage	<ul style="list-style-type: none"> • See table
Voltage Balance	<ul style="list-style-type: none"> • $\pm 1\%$ ($\pm 2\%$ for dual output 3.3 V models)
Minimum Load	<ul style="list-style-type: none"> • No minimum load required
Line Regulation	<ul style="list-style-type: none"> • $\pm 0.5\%$
Load Regulation	<ul style="list-style-type: none"> • $\pm 0.5\%$ single outputs, $\pm 1.0\%$ dual outputs
Setpoint Accuracy	<ul style="list-style-type: none"> • $\pm 1.0\%$
Ripple & Noise	<ul style="list-style-type: none"> • 100 mV pk-pk for 3.3 V to 15 V models, 150 mV pk-pk for 24 V models, 20 MHz bandwidth
Transient Response	<ul style="list-style-type: none"> • 3% max deviation, recovery to within 1% in 250 μs for a 25% load change
Temperature Coefficient	<ul style="list-style-type: none"> • 0.02%/°C
Overload Protection	<ul style="list-style-type: none"> • 140% of full load
Short Circuit Protection	<ul style="list-style-type: none"> • Trip & restart (hiccup mode) with auto recovery
Maximum Capacitive Load	<ul style="list-style-type: none"> • See table
Start Up Delay	<ul style="list-style-type: none"> • <20 ms

General

Efficiency	<ul style="list-style-type: none"> • See table
Isolation Voltage	<ul style="list-style-type: none"> • 1500 VDC Input to Output • 1000 VDC Input to Case • 1000 VDC Output to Case
Isolation Capacitance	<ul style="list-style-type: none"> • 500 pF typical input to output
Isolation Resistance	<ul style="list-style-type: none"> • $10^9 \Omega$
Switching Frequency	<ul style="list-style-type: none"> • 200 kHz typical
Power Density	<ul style="list-style-type: none"> • 12.5 W/in³
MTBF	<ul style="list-style-type: none"> • >1.1 Mhrs to MIL-STD-217F at 25 °C, GB

Environmental

Operating Temperature	<ul style="list-style-type: none"> • -40 °C to +100 °C, derate from 100% load at +85 °C to 0% load at +100 °C
Case Temperature	<ul style="list-style-type: none"> • +100 °C max
Storage Temperature	<ul style="list-style-type: none"> • -40 °C to +125 °C
Cooling	<ul style="list-style-type: none"> • Convection-cooled
Operating Humidity	<ul style="list-style-type: none"> • Up to 95% RH, non-condensing

EMC

Emissions	<ul style="list-style-type: none"> • EN55022 Class A conducted & radiated with external components, see application note
ESD Immunity	<ul style="list-style-type: none"> • EN61000-4-2, 8 kV air discharge Perf Criteria A
Radiated Immunity	<ul style="list-style-type: none"> • EN61000-4-3, 3 V/m, Perf Criteria A

Safety

Safety Approvals	<ul style="list-style-type: none"> • UL60950-1, CAN/CSA C22.2 No.60950-1, UL62368-1
------------------	--

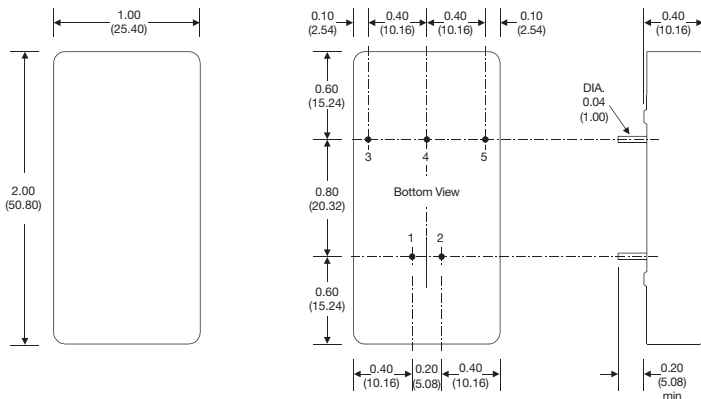
Models and Ratings

Input Voltage	Output Voltage	Output Current	Input Current ⁽¹⁾		Efficiency	Maximum Capacitive Load	Model Number
			No Load	Full Load			
9-18 VDC	3.3 V	2000 mA	30 mA	705 mA	78%	2200 µF	JCH1012S3V3
	5.0 V	2000 mA	30 mA	1016 mA	82%	2200 µF	JCH1012S05
	12.0 V	833 mA	30 mA	992 mA	84%	680 µF	JCH1012S12
	15.0 V	666 mA	30 mA	992 mA	84%	470 µF	JCH1012S15
	24.0 V	416 mA	30 mA	980 mA	85%	330 µF	JCH1012S24
	±3.3 V	±1000 mA	30 mA	1068 mA	78%	±1000 µF	JCH1012D03
	±5.0 V	±1000 mA	30 mA	1016 mA	82%	±1000 µF	JCH1012D05
	±12.0 V	±416 mA	30 mA	992 mA	84%	±470 µF	JCH1012D12
	±15.0 V	±333 mA	30 mA	980 mA	85%	±330 µF	JCH1012D15
18-36 VDC	3.3 V	2000 mA	25 mA	352 mA	78%	2200 µF	JCH1024S3V3
	5.0 V	2000 mA	25 mA	508 mA	82%	2200 µF	JCH1024S05
	12.0 V	833 mA	25 mA	496 mA	84%	680 µF	JCH1024S12
	15.0 V	666 mA	25 mA	490 mA	85%	470 µF	JCH1024S15
	24.0 V	416 mA	25 mA	484 mA	86%	330 µF	JCH1024S24
	±3.3 V	±1000 mA	25 mA	352 mA	78%	±1000 µF	JCH1024D03
	±5.0 V	±1000 mA	25 mA	508 mA	82%	±1000 µF	JCH1024D05
	±12.0 V	±416 mA	25 mA	496 mA	84%	±470 µF	JCH1024D12
	±15.0 V	±333 mA	25 mA	496 mA	84%	±330 µF	JCH1024D15
36-72 VDC	3.3 V	2000 mA	20 mA	176 mA	78%	2200 µF	JCH1048S3V3
	5.0 V	2000 mA	20 mA	251 mA	83%	2200 µF	JCH1048S05
	12.0 V	833 mA	20 mA	248 mA	84%	680 µF	JCH1048S12
	15.0 V	666 mA	20 mA	248 mA	84%	470 µF	JCH1048S15
	24.0 V	416 mA	20 mA	245 mA	86%	330 µF	JCH1048S24
	±3.3 V	±1000 mA	20 mA	176 mA	78%	±1000 µF	JCH1048D03
	±5.0 V	±1000 mA	20 mA	254 mA	82%	±1000 µF	JCH1048D05
	±12.0 V	±416 mA	20 mA	245 mA	85%	±470 µF	JCH1048D12
	±15.0 V	±333 mA	20 mA	245 mA	85%	±330 µF	JCH1048D15
±24.0 V	±208 mA	20 mA	242 mA	86%	±220 µF	JCH1048D24	

Notes

1. Measured at nominal input voltage.

Mechanical Details



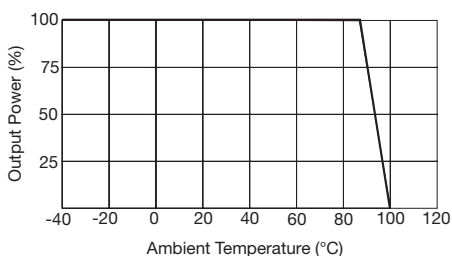
PIN CONNECTIONS		
Pin	Single	Dual
1	+Vin	+Vin
2	-Vin	-Vin
3	+Vout	+Vout
4	No Pin	Com
5	-Vout	-Vout

Notes

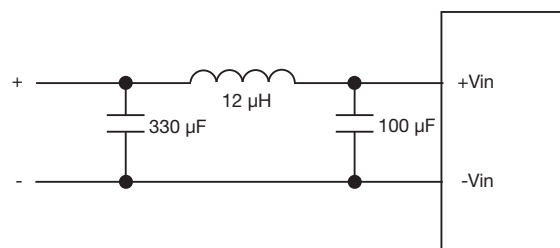
1. All dimensions are in inches (mm)
2. Weight: 0.07 lbs (30 g)
3. Pin diameter tolerance: ±0.002 (±0.05)
4. Pin pitch tolerance: ±0.014 (±0.35)
5. Case tolerance: ±0.02 (±0.50)

Application Notes

Derating Curve



Input Filter



X-ON Electronics

Largest Supplier of Electrical and Electronic Components

Click to view similar products for [Isolated DC/DC Converters](#) category:

Click to view products by [XP Power](#) manufacturer:

Other Similar products are found below :

[ESM6D044440C05AAQ](#) [FMD15.24G](#) [PSL486-7LR](#) [Q48T30020-NBB0](#) [JAHW100Y1](#) [SPB05C-12](#) [SQ24S15033-PS0S](#) [18952](#) [19-130041](#)
[CE-1003](#) [CE-1004](#) [GQ2541-7R](#) [RDS180245](#) [MAU228](#) [J80-0041NL](#) [DFC15U48D15](#) [XGS-0512](#) [XGS-1205](#) [XGS-1212](#) [XGS-2412](#) [XGS-2415](#) [XKS-1215](#) [06322](#) [NCT1000N040R050B](#) [SPB05B-15](#) [SPB05C-15](#) [L-DA20](#) [DCG40-5G](#) [QME48T40033-PGB0](#) [XKS-2415](#) [XKS-2412](#)
[XKS-1212](#) [XKS-1205](#) [XKS-0515](#) [XKS-0505](#) [XGS-2405](#) [XGS-1215](#) [XGS-0515](#) [PS9Z-6RM4](#) [73-551-5038I](#) [AK1601-9RT](#) [VI-N61-CM](#) [VI-R5022-EXWW](#) [PSC128-7iR](#) [RPS8-350ATX-XE](#) [DAS1004812](#) [PQA30-D24-S24-DH](#) [VI-M5F-CQ](#) [VI-LN2-EW](#) [VI-PJW01-CZY](#)