


**"Innovation,  
not imitation"**

# Q SERIES

ISOLATED, PROPORTIONAL DC TO HV DC CONVERTERS

100V to 10,000V (+/-) @ 0.5 and 1.25 Watts



## PRODUCT DESCRIPTION

The Q Series is a broad line of ultra-miniature, high reliability DC to HV DC converters supplying up to 5,000 volts in only 0.125 cubic inches and up to 10,000 volts in only 0.614 cubic inches. These component-sized converters are ideal for applications requiring minimal size and weight. The output is directly proportional to the input voltage and is linear from <0.7V input to maximum input voltage, allowing for an adjustable output voltage.

## OPTIONS

- 0.5 Watt and 1.25 Watt versions available (1.25W up to 5KV)
- Center Tap Option available (up to Q09 / QH09)
- External Copper Shield (S suffix)
- Control Pin Option available (up to Q50 / QH50) (C suffix)
- Extended operating temperature (0.5W - Q models) (T suffix)
- RoHS Version Available (R suffix)
- Ordering Information (see Page 13)
- Low Outgassing Epoxy (NASA approved per ASTM E-595-93) (consult factory)
- Alternate Input / Output Voltages (consult factory)
- Alternate Pin Pattern, see VA units (Page 10)
- Reduced Input Power (consult factory)

## APPLICATIONS

- Avalanche Photodiodes
- Photomultiplier Tubes
- Light Sources
- Piezo Devices
- Sustaining Ion Pumps
- Electrophoresis
- Printers
- Igniters
- Capacitor Charging

## FEATURES

- Ultra-Miniature Case Size
- Proven Reliability
- No External Components Required
- Low Ripple and EMI/RFI
- Proportional Input/Output
- Input/Output Isolation
- Low Leakage Current <250nA
- Low input/output coupling capacitance, <50 pF typical
- Designed to meet UL 94 V0
- MTBF: >3 million hrs. per Bellcore TR 332
- Short circuit protection, 1 minute minimum
- Control Pin can be used for ON/OFF control

## PRODUCT OVERVIEW

OUTPUT VOLTAGE*2	Q MODELS 0.50 Watt	QH MODELS 1.25 Watt
100 VDC	Q01	QH01
150 VDC	Q015	QH015
200 VDC	Q02	QH02
250 VDC	Q025	QH025
300 VDC	Q03	QH03
350 VDC	Q035	QH035
400 VDC	Q04	QH04
450 VDC	Q045	QH045
500 VDC	Q05	QH05
600 VDC	Q06	QH06
700 VDC	Q07	QH07
800 VDC	Q08	QH08
900 VDC	Q09	QH09
1,000 VDC	Q10	QH10
1,200 VDC	Q12	QH12
1,500 VDC	Q15	QH15
2,000 VDC	Q20	QH20
2,500 VDC	Q25	QH25
3,000 VDC	Q30	QH30
4,000 VDC	Q40	QH40
5,000 VDC	Q50	QH50
6,000 VDC	Q60	
8,000 VDC	Q80	
10,000 VDC	Q101	

Complete List of Models on pages 2-5



www.emcohighvoltage.com  
 e-mail: sales@emcohv.com  
 phone: 1-800-546-3680, fax (209) 267-0282  
 70 Forest Products Rd, Sutter Creek, CA 95685 USA

ELECTRICAL SPECIFICATIONS<sup>3</sup> (100V - 900V)

	Q MODELS - 0.50 Watt			QH MODELS - 1.25 Watt		
OUTPUT VOLTAGE*2	MODEL	MAXIMUM OUTPUT CURRENT*1	RIPPLE P-P	MODEL	MAXIMUM OUTPUT CURRENT*1	RIPPLE P-P
<b>REVERSIBLE: 0 TO (+) OR (-) Vout</b>						
0 to 100VDC	Q01	5.000 mA	<1.000 %	QH01	12.500 mA	<2.500 %
0 to 150VDC	Q015	3.333 mA	<0.500 %	QH015	8.333 mA	<1.125 %
0 to 200VDC	Q02	2.500 mA	<0.250 %	QH02	6.250 mA	<1.125 %
0 to 250VDC	Q025	2.000 mA	<0.250 %	QH025	5.000 mA	<1.125 %
0 to 300VDC	Q03	1.667 mA	<0.250 %	QH03	4.167 mA	<1.125 %
0 to 350VDC	Q035	1.429 mA	<0.250 %	QH035	3.571 mA	<1.125 %
0 to 400VDC	Q04	1.250 mA	<0.100 %	QH04	3.125 mA	<0.500 %
0 to 450VDC	Q045	1.111 mA	<0.150 %	QH045	2.778 mA	<0.625 %
0 to 500VDC	Q05	1.000 mA	<0.150 %	QH05	2.500 mA	<0.625 %
0 to 600VDC	Q06	0.833 mA	<0.100 %	QH06	2.083 mA	<0.500 %
0 to 700VDC	Q07	0.714 mA	<0.250 %	QH07	1.786 mA	<0.625 %
0 to 800VDC	Q08	0.625 mA	<0.300 %	QH08	1.563 mA	<1.0 %
0 to 900VDC	Q09	0.556 mA	<0.250 %	QH09	1.389 mA	<1.0 %
<b>CENTER TAP: 0 TO (+) AND (-) Vout</b>						
0 to +/- 50 VDC	Q01CT	5.000 mA	<1.000 %	QH01CT	12.500 mA	<2.500 %
0 to +/- 75 VDC	Q015CT	3.333 mA	<0.500 %	QH015CT	8.333 mA	<1.125 %
0 to +/-100 VDC	Q02CT	2.500 mA	<0.250 %	QH02CT	6.250 mA	<1.125 %
0 to +/-125 VDC	Q025CT	2.000 mA	<0.250 %	QH025CT	5.000 mA	<1.125 %
0 to +/-150 VDC	Q03CT	1.667 mA	<0.250 %	QH03CT	4.167 mA	<1.125 %
0 to +/-175 VDC	Q035CT	1.429 mA	<0.250 %	QH035CT	3.571 mA	<1.125 %
0 to +/-200 VDC	Q04CT	1.250 mA	<0.100 %	QH04CT	3.125 mA	<0.500 %
0 to +/-225 VDC	Q045CT	1.111 mA	<0.150 %	QH045CT	2.778 mA	<0.625 %
0 to +/-250 VDC	Q05CT	1.000 mA	<0.150 %	QH05CT	2.500 mA	<0.625 %
0 to +/-300 VDC	Q06CT	0.833 mA	<0.100 %	QH06CT	2.083 mA	<0.500 %
0 to +/-350 VDC	Q07CT	0.714 mA	<0.250 %	QH07CT	1.786 mA	<0.625 %
0 to +/-400 VDC	Q08CT	0.625 mA	<0.300 %	QH08CT	1.563 mA	<1.0 %
0 to +/-450 VDC	Q09CT	0.556 mA	<0.250 %	QH09CT	1.389 mA	<1.0 %



ELECTRICAL SPECIFICATIONS<sup>\*3</sup> (1,000V - 2,000V)

	Q MODELS - 0.50 Watt			QH MODELS - 1.25 Watt		
OUTPUT VOLTAGE*2	MODEL	MAXIMUM OUTPUT CURRENT*1	RIPPLE P-P	MODEL	MAXIMUM OUTPUT CURRENT*1	RIPPLE P-P
<b>POSITIVE</b>						
0 to +1000 VDC	Q10	0.500 mA	<0.250 %	QH10	1.250 mA	<1.0%
0 to +1200 VDC	Q12	0.417 mA	<0.250 %	QH12	1.042 mA	<1.0%
0 to +1500 VDC	Q15	0.333 mA	<0.250 %	QH15	0.833 mA	<1.0%
0 to +2000 VDC	Q20	0.250 mA	<0.250 %	QH20	0.625 mA	<1.0%
<b>NEGATIVE</b>						
0 to -1000 VDC	Q10N	0.500 mA	<0.250 %	QH10N	1.250 mA	<1.0%
0 to -1200 VDC	Q12N	0.417 mA	<0.250 %	QH12N	1.420 mA	<1.0%
0 to -1500 VDC	Q15N	0.333 mA	<0.250 %	QH15N	0.833 mA	<1.0%
0 to -2000 VDC	Q20N	0.250 mA	<0.250 %	QH20N	0.625 mA	<1.0%

PARAMETER	VALUE	
INPUT VOLTAGE	0 to 5, 12, 15 or 24 VOLTS	
TYPICAL TURN-ON VOLTAGE	<0.7 VOLTS	
ISOLATION	< +/- 500 VDC BIAS ON OUTPUT RETURN (PIN4)	
OUTPUT VOLTAGE TOLERANCE	+5 %, -10 % (AT 100% OUTPUT, FULL LOAD)	
FREQUENCY	75-350KHZ (TYPICAL)	
CONTROL PIN	0 to VIN (SEE PAGE 12 FOR DETAILS)	
STANDARD TEMPERATURE RANGES	OPERATING (Q Model): -25° TO +70°C (CASE)	OPERATING (QH Model): -25° TO +60°C (CASE)
	STORAGE (Q Model): -55° TO +105°C	STORAGE (QH Model): -55° TO +105°C
EXTENDED TEMPERATURE RANGES (-T OPTION)	OPERATING (Q Model): -55 TO +75°C (CASE)	
	STORAGE (Q Model): -55° TO +105°C	

	INPUT CURRENT			
	Q MODELS - 0.50 Watt		QH MODELS - 1.250 Watt	
VIN	NO-LOAD	FULL-LOAD	NO-LOAD	FULL-LOAD
5 VDC	<100 mA	<250 mA	<250 mA	<550 mA
12 VDC	<40 mA	<100 mA	<100 mA	<250 mA
15 VDC	<32 mA	<80 mA	<80 mA	<200 mA
24 VDC	<20 mA	<50 mA	<50 mA	<125 mA



www.emcohighvoltage.com  
e-mail: sales@emcohv.com  
phone: 1-800-546-3680, fax (209) 267-0282  
70 Forest Products Rd, Sutter Creek, CA 95685 USA

**ELECTRICAL SPECIFICATIONS\*3 (2,500V - 5,000V)**

	Q MODELS - 0.50 Watt			QH MODELS - 1.25 Watt		
OUTPUT VOLTAGE*2	MODEL	MAXIMUM OUTPUT CURRENT*1	RIPPLE P-P	MODEL	MAXIMUM OUTPUT CURRENT*1	RIPPLE P-P
<b>POSITIVE</b>						
0 to +2,500 VDC	Q25	0.200 mA	<0.500 %	QH25	0.500 mA	<2.0 %
0 to +3,000 VDC	Q30	0.167mA	<0.500 %	QH30	0.417 mA	<2.0 %
0 to +4,000 VDC	Q40	0.125 mA	<0.500 %	QH40	0.313 mA	<2.0 %
0 to +5,000 VDC	Q50	0.100 mA	<0.500 %	QH50	0.250 mA	<2.0 %
<b>NEGATIVE</b>						
0 to -2,500 VDC	Q25N	0.200 mA	<0.500 %	QH25N	0.500 mA	<2.0 %
0 to -3,000 VDC	Q30N	0.167 mA	<0.500 %	QH30N	0.417 mA	<2.0 %
0 to -4,000 VDC	Q40N	0.125 mA	<0.500 %	QH40N	0.313 mA	<2.0 %
0 to -5,000 VDC	Q50N	0.100 mA	<0.500 %	QH50N	0.250 mA	<2.0 %

PARAMETER	VALUE	
INPUT VOLTAGE	0 to 5, 12, 15 or 24 VOLTS	
	0 TO 5V (FOR MODELS OVER 3KV)	
TYPICAL TURN-ON VOLTAGE	<0.7 VOLTS	
ISOLATION	< +/- 500 VDC BIAS ON OUTPUT RETURN (PIN4)	
OUTPUT VOLTAGE TOLERANCE	+5 %, -10 % (AT 100% OUTPUT, FULL LOAD)	
FREQUENCY	75-350KHZ (TYPICAL)	
CONTROL PIN	0 to VIN (SEE PAGE 12 FOR DETAILS)	
STANDARD TEMPERATURE RANGES	OPERATING (Q Model): -10° TO +60°C (CASE)	OPERATING (QH Model): -25° TO +60°C (CASE)
	STORAGE (Q Model): -55° TO +105°C	STORAGE (QH Model): -55° TO +105°C
EXTENDED TEMPERATURE RANGES (-T OPTION)	OPERATING (Q Model): -55 TO +70°C (CASE)	
	STORAGE (Q Model): -55° TO +105°C	

	INPUT CURRENT			
	Q MODELS - 0.50 Watt		QH MODELS - 1.250 Watt	
VIN	NO-LOAD	FULL-LOAD	NO-LOAD	FULL-LOAD
5 VDC	<250 mA	<400 mA	<625 mA	<1.5 A
12 VDC	<100 mA	<250 mA	<250 mA	<625 mA
15 VDC	<80 mA	<200 mA	<200 mA	<500mA
24 VDC	<50 mA	<123 mA	<125 mA	<312 mA



www.emcohighvoltage.com  
 e-mail: sales@emcohv.com  
 phone: 1-800-546-3680, fax (209) 267-0282  
 70 Forest Products Rd, Sutter Creek, CA 95685 USA

ELECTRICAL SPECIFICATIONS<sup>\*3</sup> (6,000V - 10,000V)

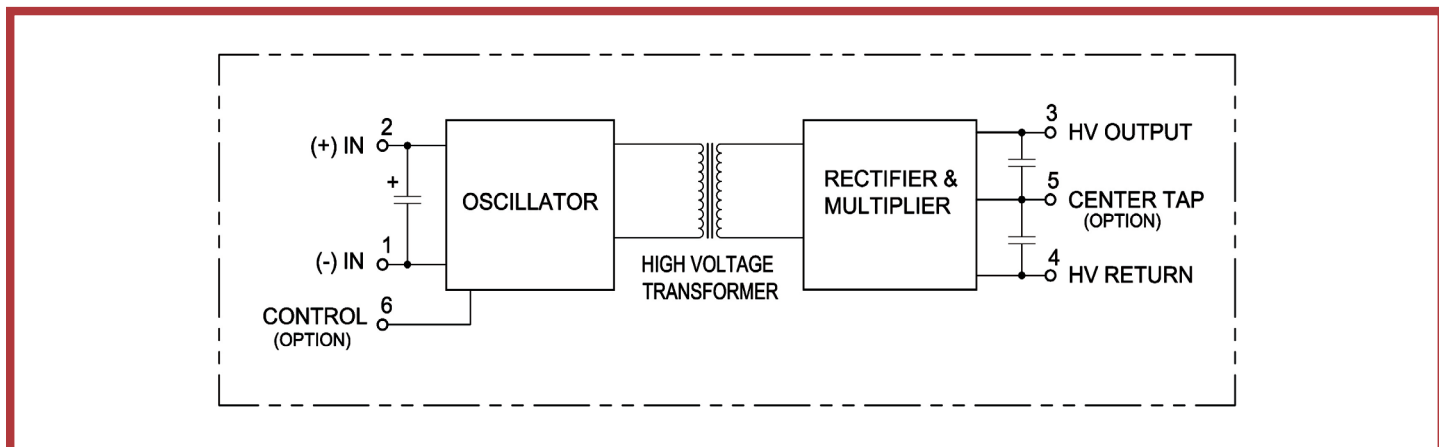
Q MODELS - 0.50 Watt			
OUTPUT VOLTAGE*2	MODEL	MAXIMUM OUTPUT CURRENT*1	RIPPLE P-P
<b>POSITIVE</b>			
0 to +6,000 VDC	Q60	83 $\mu$ A	<1.000 %
0 to +8,000 VDC	Q80	62.5 $\mu$ A	<1.000 %
0 to +10,000 VDC	Q101	50 $\mu$ A	<1.000 %
<b>NEGATIVE</b>			
0 to -6,000 VDC	Q60N	83 $\mu$ A	<1.000 %
0 to -8,000 VDC	Q80N	62.5 $\mu$ A	<1.000 %
0 to -10,000 VDC	Q101N	50 $\mu$ A	<1.000 %

PARAMETER	VALUE
INPUT VOLTAGE	0 to 5 VOLTS
TYPICAL TURN-ON VOLTAGE	<0.7 VOLTS
ISOLATION	< +/- 500 VDC BIAS ON OUTPUT RETURN (W4)
OUTPUT VOLTAGE TOLERANCE	+5 %, -10 % (AT 100% OUTPUT, FULL LOAD)
FREQUENCY	75-350KHZ (TYPICAL)
STANDARD TEMPERATURE RANGES	OPERATING: -10 TO +60°C (CASE)
	STORAGE: -20° TO +105°C

INPUT CURRENT		
Q MODELS - 0.50 Watt		
VIN	NO-LOAD	FULL-LOAD
5 VDC	<175 mA	<250 mA

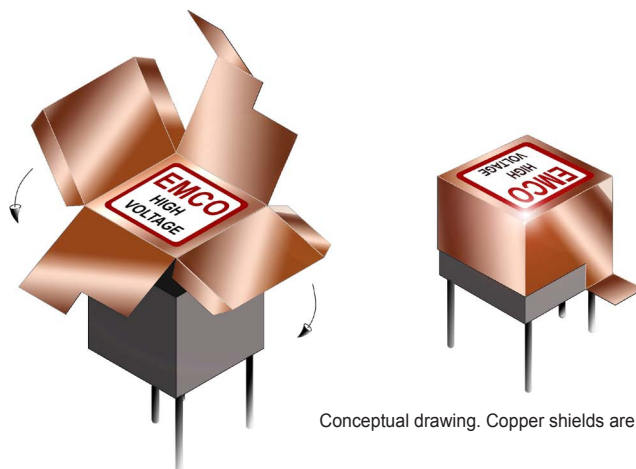


## BLOCK DIAGRAM



NOTE: Pin designators for pin out models up to 5KV.

## COPPER SHIELD PLACEMENT



Conceptual drawing. Copper shields are factory installed.

## DETAILED PRODUCT DESCRIPTION

The Q Series is a broad line of ultra-miniature, high reliability DC to HV DC converters supplying up to 5,000 volts in only 0.125 cubic inches and up to 10,000 volts in only 0.614 cubic inches. These component-sized converters are ideal for applications requiring minimal size and weight. The output is directly proportional to the input voltage and is linear from <math><0.7\text{V}</math> input to maximum input voltage, allowing for an adjustable output voltage. Output is load dependent. A control pin option allows full control of the output via a high impedance input, ideal for error-amplifier control in closed-loop systems. Isolation is  $\pm 500\text{V}$  bias on output return and output power is either 0.5 watt or 1.25 watts. No external components or minimum load are required. The output ripple is extremely low for this package size, as low as .1%. Light weight and wide temperature range make these units ideal for

portable, battery-powered equipment. Many models feature a center-tap option, which creates both a positive and a negative output from miniature, one low cost unit. An alternate pin pattern is available for users wishing to upgrade without modifying their board design. Output is load dependent.

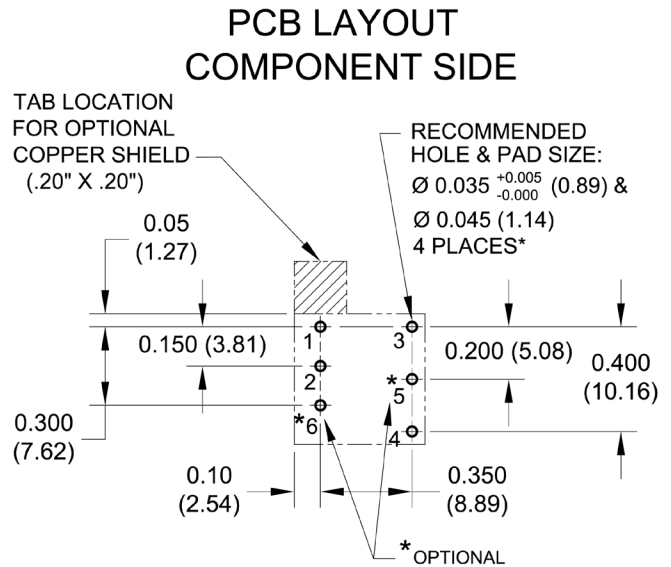
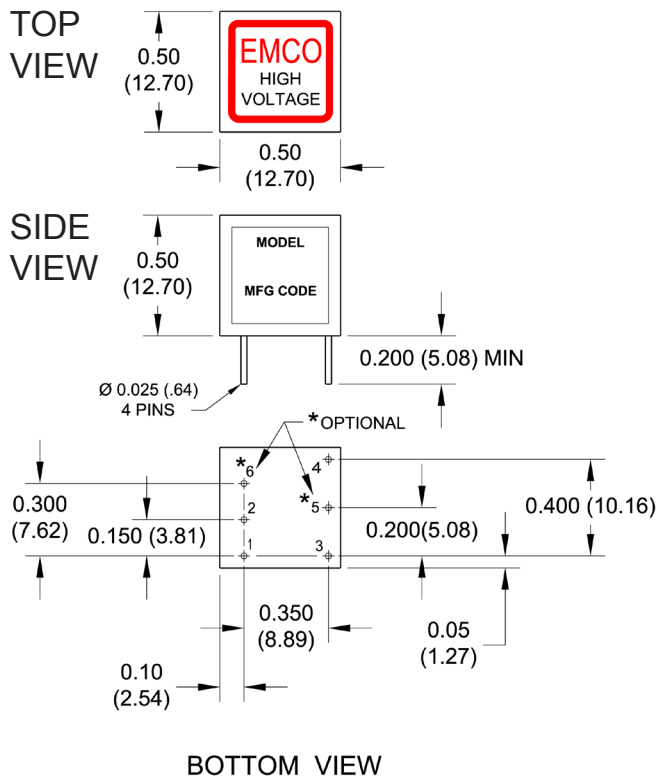
Application notes are available on this series, and technical assistance is readily available.

Small quantities available from stock from our factory or our stocking distributor in Switzerland, Condatas AG. If stock should be depleted standard lead time is one to two weeks. For large quantity requests please consult our factory or our stocking distributor in Switzerland, Condatas AG.



www.emcohighvoltage.com  
 e-mail: sales@emcohv.com  
 phone: 1-800-546-3680, fax (209) 267-0282  
 70 Forest Products Rd, Sutter Creek, CA 95685 USA

MECHANICAL SPECIFICATIONS (100V - 2,000V)



Dimensions are in inches (Metric Equivalents Parenthesis)  
 Dimensional Tolerances: .xx +/- 0.02 (0.51mm)  
 .xxx +/- 0.005 (0.127mm)

PARAMETER	VALUE
WEIGHT	0.15 OUNCES APPROX. (4.25 GRAMS)
VOLUME	0.125 CUBIC INCHES (2.05CM <sup>3</sup> )
DIMENSIONS	0.50L (12.7) X 0.50W (12.7) 0.50H (12.7)

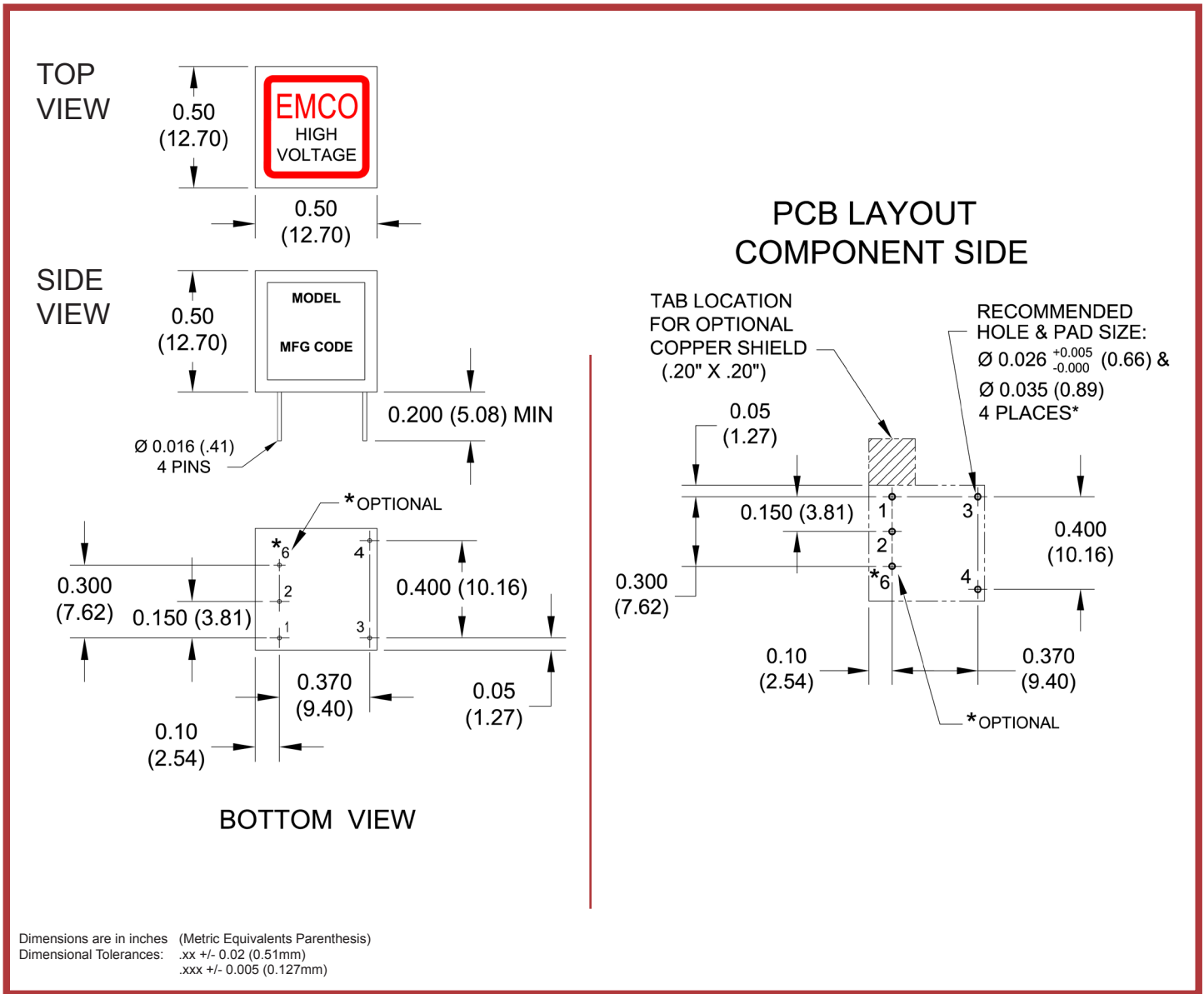
PIN #	100V TO 900V	1,000V TO 2,000V
1	INPUT (-)	INPUT (-)
2	INPUT (+)	INPUT (+)
3	OUTPUT (+)	HV OUTPUT
4	OUTPUT (-)	OUTPUT RETURN
5*	CENTER TAP	
6*	CONTROL PIN	

\*OPTIONAL



www.emcohighvoltage.com  
 e-mail: sales@emcohv.com  
 phone: 1-800-546-3680, fax (209) 267-0282  
 70 Forest Products Rd, Sutter Creek, CA 95685 USA

MECHANICAL SPECIFICATIONS (2,500V - 5,000V)



PARAMETER	VALUE
WEIGHT	0.15 OUNCES APPROX. (4.25 GRAMS)
VOLUME	0.125 CUBIC INCHES (2.05CM <sup>3</sup> )
DIMENSIONS	0.50L (12.7) X 0.50W (12.7) 0.50H (12.7)

PIN #	FUNCTION
1	INPUT (-)
2	INPUT (+)
3	HV OUTPUT
4	HV RETURN
5*	
6*	CONTROL PIN

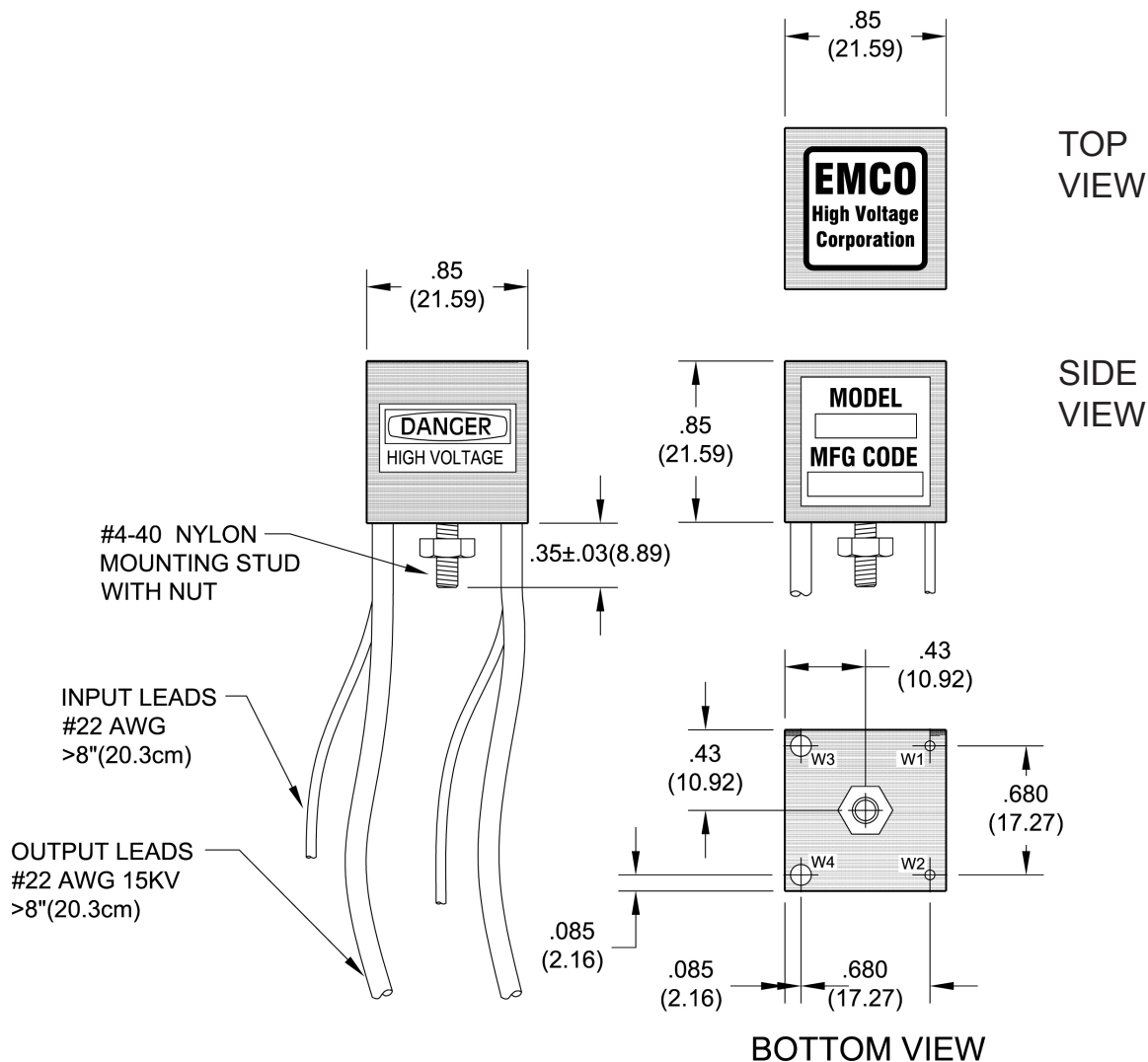
\*OPTIONAL



www.emcohighvoltage.com  
e-mail: sales@emcohv.com  
phone: 1-800-546-3680, fax (209) 267-0282  
70 Forest Products Rd, Sutter Creek, CA 95685 USA



MECHANICAL SPECIFICATIONS (6,000V - 10,000V)



Dimensions are in inches (Metric Equivalents Parenthesis)  
 Dimensional Tolerances: .xx +/- 0.02 (0.51mm)  
 .xxx +/- 0.005 (0.127mm)

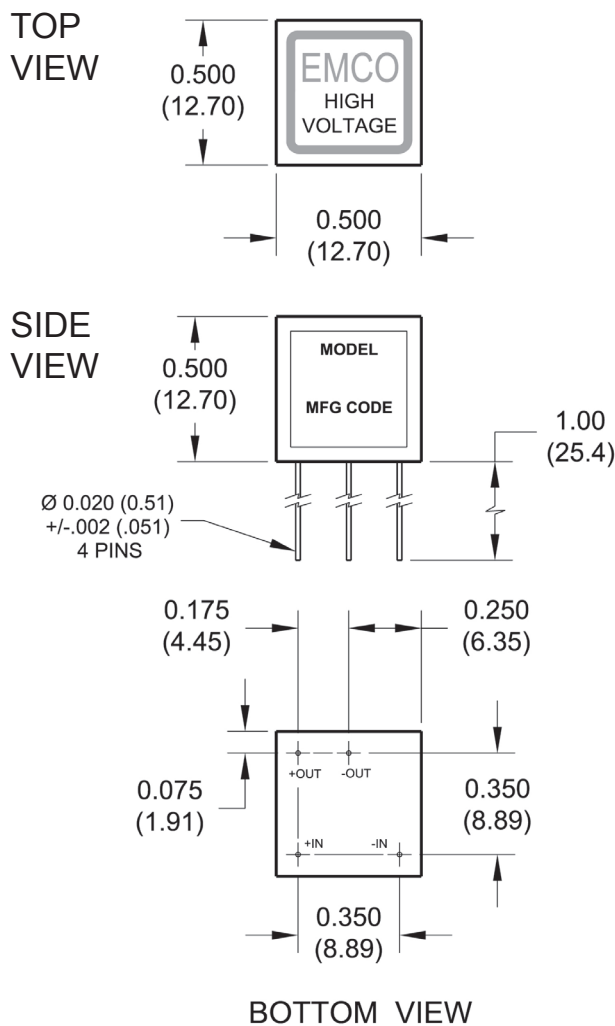
PARAMETER	VALUE
WEIGHT	1 OUNCE (28.3 GRAMS)
VOLUME	0.614 CU INCHES (10.06 CU CM)
DIMENSIONS	0.85L (21.59) X 0.85W (21.59) X 0.85H (21.59)

WIRE	COLOR	FUNCTION
1	RED	INPUT (+)
2	BLACK	INPUT (-)
3	BROWN	HV OUTPUT
4	VIOLET	HV RETURN



www.emcohighvoltage.com  
 e-mail: sales@emcohv.com  
 phone: 1-800-546-3680, fax (209) 267-0282  
 70 Forest Products Rd, Sutter Creek, CA 95685 USA

MECHANICAL SPECIFICATIONS, ALTERNATE PIN PATTERN<sup>4</sup> (100V - 1,000V)



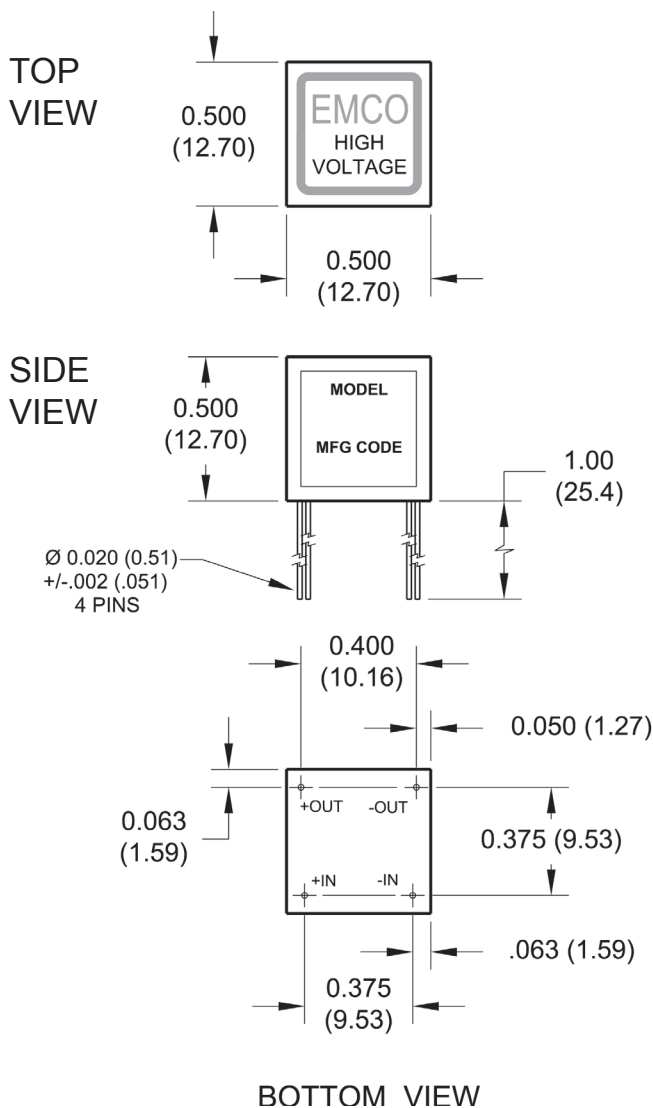
Dimensions are in inches (Metric Equivalents Parenthesis)  
 Dimensional Tolerances: .xx +/- 0.02 (0.51mm)  
 .xxx +/- 0.005 (0.127mm)

PARAMETER	VALUE
WEIGHT	0.15 OUNCE (4.25 GRAMS)
VOLUME	0.125 CUBIC INCHES (2.05CM <sup>3</sup> )
DIMENSIONS	0.50L (12.7) X 0.50W (12.7) 0.50H (12.7)

PIN #	FUNCTION
1	INPUT (-)
2	INPUT (+)
3	HV OUTPUT
4	HV RETURN



MECHANICAL SPECIFICATIONS, ALTERNATE PIN PATTERN (1,500V - 5,000V)



Dimensions are in inches (Metric Equivalents Parenthesis)  
 Dimensional Tolerances: .xx +/- 0.02 (0.51mm)  
 .xxx +/- 0.005 (0.127mm)

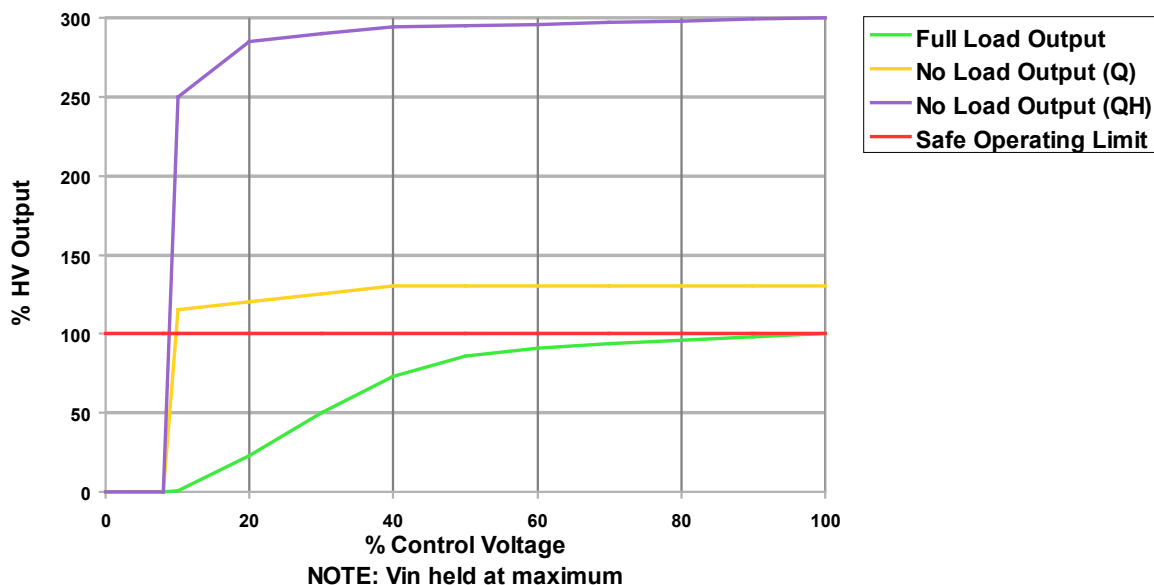
PARAMETER	VALUE
WEIGHT	0.15 OUNCE (4.25 GRAMS)
VOLUME	0.125 CUBIC INCHES (2.05CM <sup>3</sup> )
DIMENSIONS	0.5L (12.7) X 0.5W (12.7) 0.5H (12.7)

PIN #	FUNCTION
1	INPUT (-)
2	INPUT (+)
3	HV OUTPUT
4	HV RETURN

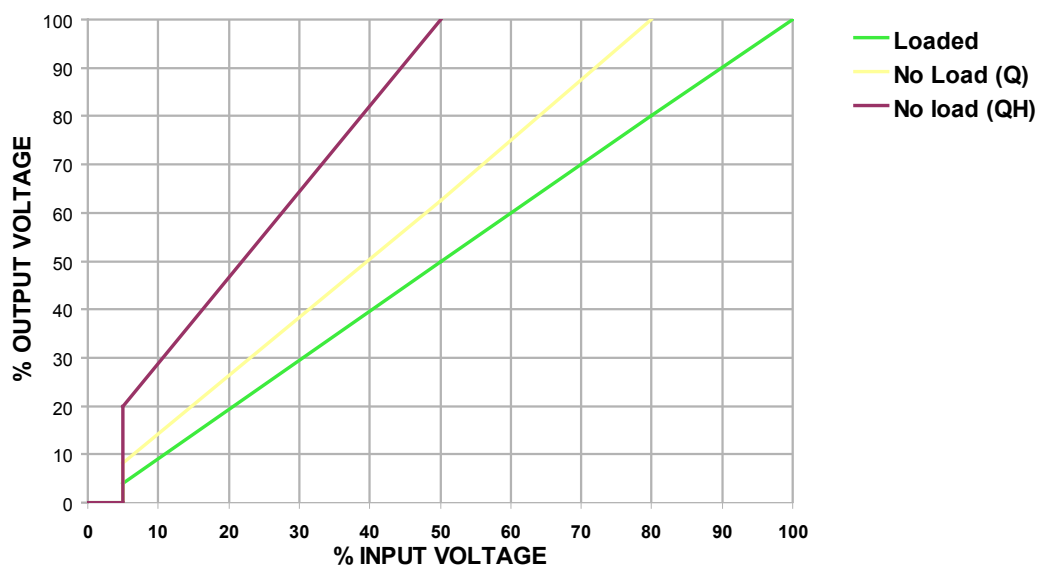


APPLICATION NOTES

Typical HV Output vs. Control Voltage



TYPICAL INPUT vs. OUTPUT VOLTAGE



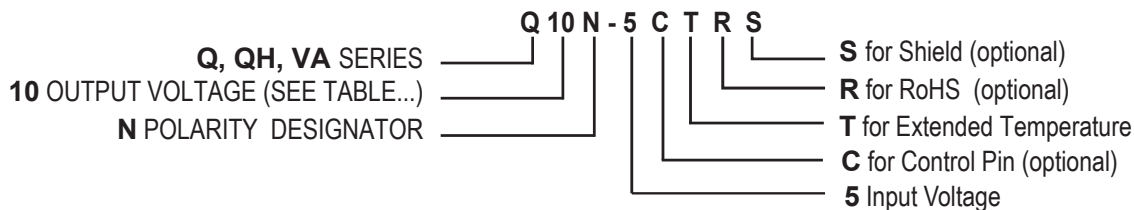
OPTION CODES

ORDERING INFORMATION		ORDER CODE	AVAILABILITY
TYPE	0.5 WATT	Q	ALL MODELS
	1.25 WATT	QH	UP TO 5KV
	1.25 WATT (Alternate Pin Pattern) <sup>4</sup>	VA	UP TO 5KV
OUTPUT VOLTAGE	SEE TABLES		
POLARITY DESIGNATOR	POSITIVE OUTPUT	BLANK	
	NEGATIVE OUTPUT	N	
	BIPOLAR, CENTER TAP OPTION	CT	UP TO 900V
INPUT VOLTAGE	5 VDC	5	ALL MODELS
	12 VDC	12	UP TO 3kv
	15 VDC	15	UP TO 3kv
	24 VDC	24	UP TO 3kv
OPTIONS	CONTROL PIN	C	UP TO 5KV
	EXTENDED TEMP	T	UP TO 5KV, 0.5W
	ROHS	R	ALL MODELS
	External Copper Shield	S	ALL MODELS

HOW TO ORDER

Part Number Selector:

Model Number:



EXAMPLE - **Q10N-5CTRS**: Q Series 0.5W, 10 VDC, N negative, 5 VDC input, C for Control Pin, T for Extended Temperature, R with RoHS, S for Shield.

\*Note:  
 1. At maximum rated output voltage  
 2. Output Voltage is load dependent. Under light or no-load conditions, reduce the Input Voltage so maximum rated Output Voltage is not exceeded.  
 3. Specifications are after 30 minute warm-up, full-load at 25°C, unless otherwise noted.  
 4. Not Recommended for new designs.



## X-ON Electronics

Largest Supplier of Electrical and Electronic Components

*Click to view similar products for [Isolated DC/DC Converters](#) category:*

*Click to view products by [XP Power](#) manufacturer:*

Other Similar products are found below :

[ESM6D044440C05AAQ](#) [FMD15.24G](#) [PSL486-7LR](#) [Q48T30020-NBB0](#) [JAHW100Y1](#) [SPB05C-12](#) [SQ24S15033-PS0S](#) [18952](#) [19-130041](#)  
[CE-1003](#) [CE-1004](#) [GQ2541-7R](#) [RDS180245](#) [MAU228](#) [J80-0041NL](#) [DFC15U48D15](#) [XGS-0512](#) [XGS-1205](#) [XGS-1212](#) [XGS-2412](#) [XGS-2415](#) [XKS-1215](#) [06322](#) [NCT1000N040R050B](#) [SPB05B-15](#) [SPB05C-15](#) [L-DA20](#) [DCG40-5G](#) [QME48T40033-PGB0](#) [XKS-2415](#) [XKS-2412](#)  
[XKS-1212](#) [XKS-1205](#) [XKS-0515](#) [XKS-0505](#) [XGS-2405](#) [XGS-1215](#) [XGS-0515](#) [PS9Z-6RM4](#) [73-551-5038I](#) [AK1601-9RT](#) [VI-N61-CM](#) [VI-R5022-EXWW](#) [PSC128-7iR](#) [RPS8-350ATX-XE](#) [DAS1004812](#) [PQA30-D24-S24-DH](#) [VI-M5F-CQ](#) [VI-LN2-EW](#) [VI-PJW01-CZY](#)