

RDC Series



- 72 & 110 VDC Input for Railway Applications
- Single and Dual Outputs
- 1500 VAC Basic Isolation
- High Power Density
- High Efficiency – Up to 88%
- Remote On/Off
- 3 Year Warranty

Specification

Input

Input Voltage Range	• 72 V (36-140 VDC), 110 V (55-176 VDC)
Input Current	• See table
Input Reflected Ripple	• 20 mA pk-pk through 12 μ H inductor
Input Filter	• Pi network
Undervoltage Lockout	• 72 V models: ON 33.5 V, OFF 30.5 V typ. 110 V models: ON 52.5 V, OFF 48.5 V typ.
Input Surge	• 72 V models 150 VDC for 100 ms 110 V models 185 VDC for 100 ms

Output

Output Voltage	• See table
Output Voltage Trim	• $\pm 10\%$ on single outputs models only
Minimum Load	• No minimum load required
Line Regulation	• $\pm 0.2\%$ max
Load Regulation	• Single output models: $\pm 0.5\%$ max, Dual output models: $\pm 1\%$ max balanced outputs
Cross Regulation	• $\pm 5\%$ (see note 2)
Setpoint Accuracy	• $\pm 1\%$
Start Up Time	• 30 ms typical
Ripple & Noise	• 100 mV or 1% pk-pk for single output models, 150 mV or 1% pk-pk for dual output model, whichever is greater, 20 MHz bandwidth (see note 3)
Transient Response	• 4% max deviation, recovery to within 1% in $< 500 \mu$ s for a 25% load change
Temp. Coefficient	• 0.02%/ $^{\circ}$ C
Overvoltage Protection	• 3.3 V models: 3.9 V typical, 5 V models: 6.2 V typical, 12 V models: 15 V typical 15 V models: 18 V typical, ± 5 V models: ± 6.2 V typical, ± 12 V models: ± 15 V typical ± 15 V models: ± 18 V typical
Overload Protection	• $> 150\%$ of full load
Short Circuit Protection	• Trip & restart (hiccup mode), auto recovery
Overtemperature Protection	• 115 $^{\circ}$ C typical
Remote On/Off	• On = Logic High (> 3.0) or Open Off = Logic Low (< 1.2 V) or short pin 2 to 3
Maximum Capacitive Load	• See table

General

Efficiency	• See table
Isolation Voltage	• 1500 VAC Input to Output 1600 VDC Input to Case 1600 VDC Output to Case
Isolation Capacitance	• 2000 pF
Switching Frequency	• 270 kHz typical
Power Density	• 25 W/in ³
MTBF	• 400 kHrs min to MIL-HDBK-217F at 25 $^{\circ}$ C, GB

Environmental

Operating Temperature	• -40 $^{\circ}$ C to +85 $^{\circ}$ C (see derating curve)
Case Temperature	• +105 $^{\circ}$ C max
Cooling	• Convection-cooled
Operating Humidity	• 5-95% RH, non-condensing
Storage Temperature	• -40 $^{\circ}$ C to +125 $^{\circ}$ C

EMC

General	• Complies with EN50121-3-2, Railway Applications - Electromagnetic Compatibility for Rolling Stock Apparatus
Emissions	• EN55011, 79 dB μ V (0.15-0.5 MHz) 73 dB μ V (0.5-30 MHz)
ESD Immunity	• EN61000-4-2, level 3, Perf Criteria A
Radiated Immunity	• EN61000-4-3 20 V/m Perf Criteria A*
EFT/Burst	• EN61000-4-4 level 3, Perf Criteria A*
Surge	• EN61000-4-5 level 2, Perf Criteria A
Conducted Immunity	• EN61000-4-6 10 V/rms, Perf Criteria A
Magnetic Field	• EN61000-4-8 10 A/m, Perf Criteria A

*External input capacitor required 220 μ F/250 V

Models and Ratings

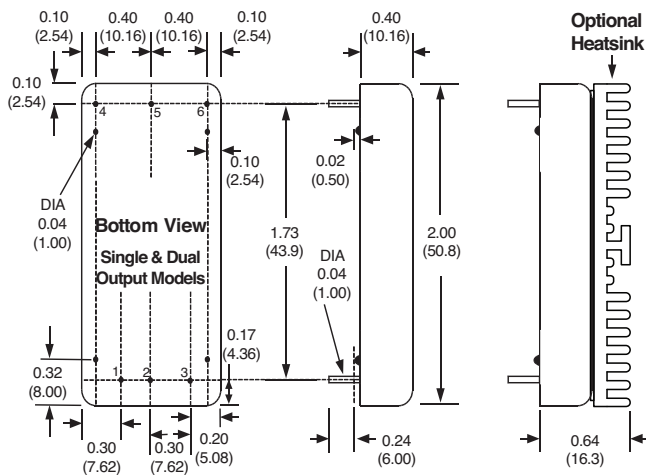
Input Voltage	Output Voltage	Output Current	Input Current ⁽¹⁾		Maximum Capacitive Load	Efficiency	Model Number ⁽⁴⁾
			No Load	Full Load			
36-140 VDC	3.3 V	6.00 A	20 mA	312 mA	10000 μ F	88.0%	RDC2072S3V3
	5.0 V	4.00 A	25 mA	313 mA	6800 μ F	88.5%	RDC2072S05
	12.0 V	1.65 A	15 mA	318 mA	1000 μ F	86.5%	RDC2072S12
	15.0 V	1.33 A	20 mA	318 mA	700 μ F	87.0%	RDC2072S15
	\pm 5.0 V	\pm 2.00 A	35 mA	319 mA	\pm 1000 μ F	87.0%	RDC2072D05
	\pm 12.0 V	\pm 0.83 A	20 mA	323 mA	\pm 470 μ F	85.5%	RDC2072D12
55-176 VDC	3.3 V	6.00 A	15 mA	208 mA	10000 μ F	86.5%	RDC20110S3V3
	5.0 V	4.00 A	20 mA	209 mA	6800 μ F	87.0%	RDC20110S05
	12.0 V	1.65 A	15 mA	212 mA	1000 μ F	85.0%	RDC20110S12
	15.0 V	1.33 A	15 mA	211 mA	700 μ F	86.0%	RDC20110S15
	\pm 5.0 V	\pm 2.00 A	30 mA	211 mA	\pm 1000 μ F	86.0%	RDC20110D05
	\pm 12.0 V	\pm 0.83 A	15 mA	215 mA	\pm 470 μ F	84.0%	RDC20110D12
	\pm 15.0 V	\pm 0.67 A	15 mA	215 mA	\pm 330 μ F	85.0%	RDC20110D15

Notes

- Input current specified at nominal 72 V or 110 V input.
- Cross regulation for duals is \pm 5% when one output is at 100% and the other is varied between 25% and 100%.

- Measured with 1 μ F ceramic capacitor in parallel with 10 μ F electrolytic capacitor across output rails.
- Add suffix '-HK' for optional heatsink.

Mechanical Details



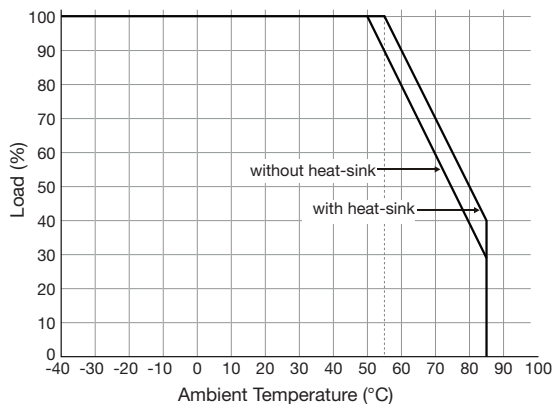
PIN CONNECTIONS		
Pin	Single	Dual
1	+Vin	+Vin
2	-Vin	-Vin
3	Remote On/Off	Remote On/Off
4	+Vout	+Vout
5	-Vout	Com
6	Trim	-Vout

Notes

- All dimensions are in inches (mm).
- Weight: 0.07 lbs (30 g) approx
- Pin diameter: 0.04 \pm 0.002 (1.0 \pm 0.05)
- Pin pitch tolerance: \pm 0.014 (\pm 0.35)
- Case tolerance: \pm 0.02 (\pm 0.5)

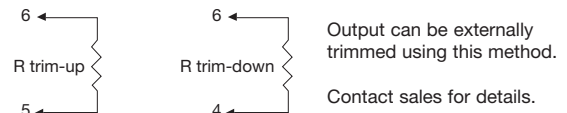
Application Notes

Derating Curve



External Output Trim

On single output versions only.



Typical Resistor				
	S3V3	S05	S12	S15
Trim Down 10%	15.3 k Ω	5.31 k Ω	5.3 k Ω	5.8 k Ω
Trim Up 10%	10.3 k Ω	10.6 k Ω	22.1 k Ω	20.0 k Ω

X-ON Electronics

Largest Supplier of Electrical and Electronic Components

Click to view similar products for [Isolated DC/DC Converters](#) category:

Click to view products by [XP Power](#) manufacturer:

Other Similar products are found below :

[ESM6D044440C05AAQ](#) [FMD15.24G](#) [PSL486-7LR](#) [PSR152.5-7IR](#) [Q48T30020-NBB0](#) [AVO240-48S12B-6L](#) [AVO250-48S28B-6L](#) [NAN-0505](#) [HW-L16D](#) [JAHW100Y1](#) [217-1617-001](#) [22827](#) [SPB05C-12](#) [SQ24S15033-PS0S](#) [18952](#) [19-130041](#) [CE-1003](#) [CE-1004](#) [GQ2541-7R](#) [PSE1000DCDC-12V](#) [RDS180245](#) [MAU228](#) [419-2065-201](#) [449-2075-101](#) [J80-0041NL](#) [V300C24C150BG](#) [419-2062-200](#) [419-2063-401](#) [419-2067-101](#) [419-2067-501](#) [419-2068-001](#) [DCG40-5G](#) [DFC15U48D15](#) [449-2067-000](#) [XGS-0512](#) [XGS-1205](#) [XGS-1212](#) [XGS-2412](#) [XGS-2415](#) [XKS-1215](#) [033456](#) [NCT1000N040R050B](#) [SPB05B-15](#) [SPB05C-15](#) [SSQE48T25025-NAA0G](#) [L-DA20](#) [HP3040-9RG](#) [HP1001-9RTG](#) [XKS-2415](#) [XKS-2412](#)