

## RDC Series



- 70 & 110 VDC Input for Railway Applications
- Single, Dual and Triple Outputs
- 1500 VAC Basic Isolation
- High Power Density
- High Efficiency – Up to 91%
- Remote On/Off
- 3 Year Warranty

## Specification

## Input

Input Voltage Range	• 72 V (36-140 VDC), 110 V (55-176 VDC)
Input Current	• See table
Input Reflected Ripple	• 20 mA pk-pk through 12 $\mu$ H inductor
Input Filter	• Pi network
Undervoltage Lockout	• 72 V models: ON 33.5 V, OFF 30.5 V typ. 110 V models: ON 52.5 V, OFF 48.5 V typ.
Input Surge	• 72 V models 150 VDC for 100 ms 110 V models 185 VDC for 100 ms

## Output

Output Voltage	• See table
Output Voltage Trim	• $\pm 10\%$ on single outputs models only
Minimum Load	• No minimum load required for single and dual output models, 10% required on all outputs for triple output models
Line Regulation	• $\pm 0.2\%$ max for single and dual output models, $\pm 1.0\%$ main, $\pm 5\%$ auxiliary for triple output models
Load Regulation	• Single output models: $\pm 0.5\%$ max. Dual output models: $\pm 1\%$ max balanced outputs. Triple output models: $\pm 1\%$ max main, $\pm 5\%$ auxiliaries
Cross Regulation	• $\pm 5\%$ for dual and triple outputs (see note 2)
Setpoint Accuracy	• $\pm 1\%$ ( $\pm 5\%$ for triple auxiliaries)
Start Up Time	• 30 ms typical
Ripple & Noise	• 100 mV or 1% pk-pk for single output models, 150 mV or 1% pk-pk for dual output model, whichever is greater, 50/75 mV pk-pk main/auxiliary outputs of triple output models, 20 MHz bandwidth (see note 3)
Transient Response	• 4% max deviation, recovery to within 1% in $< 500 \mu$ s for a 25% load change
Temp. Coefficient	• 0.02%/°C
Overvoltage Protection	• 3.3 V models: 3.9 V typical, 5 V models: 6.2 V typical, 12 V models: 15 V typical 15 V models: 18 V typical, $\pm 5$ V models: $\pm 6.2$ V typical, $\pm 12$ V models: $\pm 15$ V typical $\pm 15$ V models: $\pm 18$ V typical
Overload Protection	• $> 150\%$ of full load
Short Circuit Protection	• Trip & restart (hiccup mode), auto recovery
Overtemperature Protection	• 115 °C typical
Remote On/Off	• On = Logic High ( $> 3.0$ ) or Open Off = Logic Low ( $< 1.2$ V) or short pin 2 to 3
Maximum Capacitive Load	• See table

## General

Efficiency	• See table
Isolation Voltage	• 1500 VAC Input to Output 1600 VDC Input to Case 1600 VDC Output to Case
Isolation Capacitance	• 2000 pF
Switching Frequency	• 270 kHz typical
Power Density	• 37.5 W/in <sup>3</sup>
MTBF	• 435 kHrs for single/dual output, 320 kHrs for triple output, min to MIL-HDBK-217F at 25 °C, GB

## Environmental

Operating Temperature	• -40 °C to +75 °C (80 °C with optional heatsink) see derating curve
Case Temperature	• +105 °C max
Cooling	• Convection-cooled
Operating Humidity	• 5-95% RH, non-condensing
Storage Temperature	• -40 °C to +125 °C

## EMC

General	• Complies with EN50121-3-2, Railway Applications - Electromagnetic Compatibility for Rolling Stock Apparatus
Emissions	• EN55011, 79 dB $\mu$ V (0.15-0.5 MHz) 73 dB $\mu$ V (0.5-30 MHz)
ESD Immunity	• EN61000-4-2, level 3, Perf Criteria A
Radiated Immunity	• EN61000-4-3 20 V/m Perf Criteria A*
EFT/Burst	• EN61000-4-4 level 3, Perf Criteria A*
Surge	• EN61000-4-5 level 2, Perf Criteria A
Conducted Immunity	• EN61000-4-6 10 V/rms, Perf Criteria A
Magnetic Field	• EN61000-4-8 10 A/m, Perf Criteria A

\*External input capacitor required 220  $\mu$ F/250 V

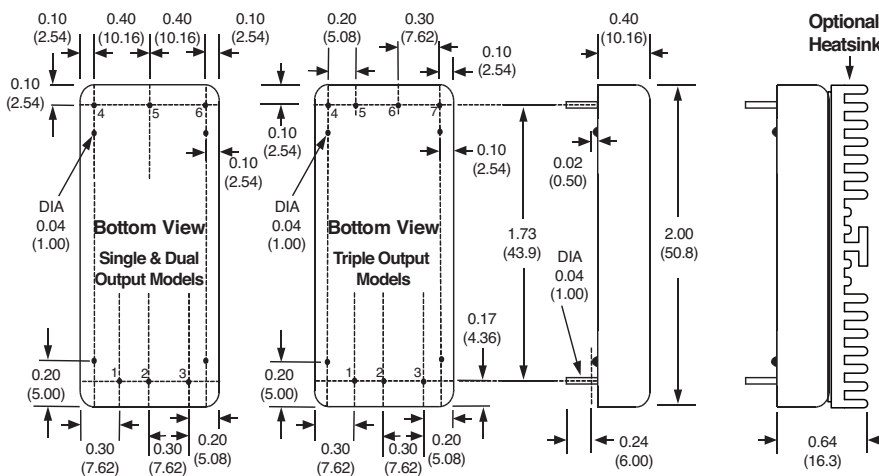
**Models and Ratings**

Input Voltage	Output Voltage	Output Current	Input Current <sup>(1)</sup>		Maximum Capacitive Load	Efficiency	Model Number <sup>(4)</sup>
			No Load	Full Load			
36-140 VDC	3.3 V	7.50 A	25 mA	386 mA	20000 µF	89%	RDC3072S3V3
	5.0 V	6.00 A	25 mA	458 mA	14000 µF	91%	RDC3072S05
	12.0 V	2.50 A	20 mA	470 mA	2000 µF	88%	RDC3072S12
	15.0 V	2.00 A	20 mA	466 mA	2000 µF	89%	RDC3072S15
	±5.0 V	±3.00 A	40 mA	468 mA	±3000 µF	89%	RDC3072D05
	±12.0 V	±1.25 A	25 mA	471 mA	±1300 µF	88%	RDC3072D12
	±15.0 V	±1.00 A	20 mA	471 mA	±1300 µF	88%	RDC3072D15
	+3.3 V, ±12.0 V	5.00 A, ±0.42 A	25 mA	414 mA	15000, ±220 µF	89%	RDC3072T0312
	+3.3 V, ±15.0 V	5.00 A, ±0.33 A	25 mA	414 mA	15000, ±220 µF	88%	RDC3072T0315
	+5.0 V, ±12.0 V	4.00 A, ±0.42 A	25 mA	464 mA	8000, ±220 µF	90%	RDC3072T0512
+5.0 V, ±15.0 V	4.00 A, ±0.33 A	25 mA	464 mA	8000, ±220 µF	90%	RDC3072T0515	
55-176 VDC	3.3 V	7.50 A	20 mA	254 mA	20000 µF	88%	RDC30110S3V3
	5.0 V	6.00 A	25 mA	303 mA	14000 µF	90%	RDC30110S05
	12.0 V	2.50 A	20 mA	310 mA	2000 µF	88%	RDC30110S12
	15.0 V	2.00 A	20 mA	308 mA	2000 µF	88%	RDC30110S15
	±5.0 V	±3.00 A	35 mA	308 mA	±3000 µF	88%	RDC30110D05
	±12.0 V	±1.25 A	25 mA	310 mA	±1300 µF	88%	RDC30110D12
	±15.0 V	±1.00 A	20 mA	311 mA	±1300 µF	87%	RDC30110D15
	+3.3 V, ±12.0 V	5.00 A, ±0.42 A	20 mA	274 mA	15000, ±220 µF	88%	RDC30110T0312
	+3.3 V, ±15.0 V	5.00 A, ±0.33 A	20 mA	274 mA	15000, ±220 µF	87%	RDC30110T0315
	+5.0 V, ±12.0 V	4.00 A, ±0.42 A	25 mA	307 mA	8000, ±220 µF	89%	RDC30110T0512
+5.0 V, ±15.0 V	4.00 A, ±0.33 A	25 mA	307 mA	8000, ±220 µF	88%	RDC30110T0515	

**Notes**

1. Input current specified at nominal 72 V or 110 V input.
2. Cross regulation for duals is ±5% when one output is at 100% and the other is varied between 25% and 100%. Cross regulation for triples is ±5% when main output and one auxiliary is at 25% and the other is varied between 25% and 100%.
3. Measured with 1 µF ceramic capacitor in parallel with 10 µF electrolytic capacitor across output rails.
4. Add suffix '-HK' for optional heatsink.

**Mechanical Details**



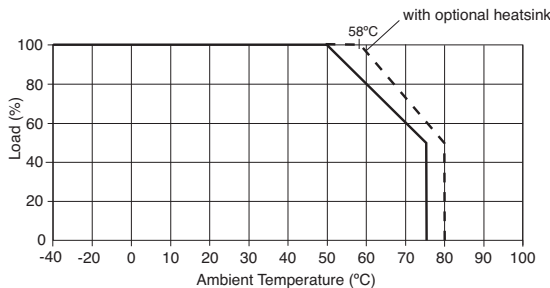
PIN CONNECTIONS			
Pin	Single	Dual	Triple
1	+Vin	+Vin	+Vin
2	-Vin	-Vin	-Vin
3	Remote On/Off	Remote On/Off	Remote On/Off
4	+Vout	+Vout	+Vout 2
5	-Vout	Com	-Vout 3
6	Trim	-Vout	Com
7			+Vout 1

**Notes**

1. All dimensions are in inches (mm).
2. Weight: 0.07 lbs (30 g) approx
3. Pin diameter: 0.04 ±0.002 (1.0 ±0.05)
4. Pin pitch tolerance: ±0.014 (±0.35)
5. Case tolerance: ±0.02 (±0.5)

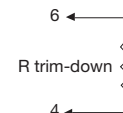
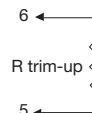
**Application Notes**

**Derating Curve**



**External Output Trim**

On single output versions only.



Output can be externally trimmed using this method.  
Contact sales for details.

Typical Resistor				
	S3V3	S05	S12	S15
Trim Down 10%	15.3 kΩ	15.3 kΩ	5.3 kΩ	5.8 kΩ
Trim Up 10%	10.3 kΩ	15.3 kΩ	22.1 kΩ	20.0 kΩ

## X-ON Electronics

Largest Supplier of Electrical and Electronic Components

*Click to view similar products for [Isolated DC/DC Converters](#) category:*

*Click to view products by [XP Power](#) manufacturer:*

Other Similar products are found below :

[ESM6D044440C05AAQ](#) [FMD15.24G](#) [PSL486-7LR](#) [PSR152.5-7IR](#) [Q48T30020-NBB0](#) [AVO240-48S12B-6L](#) [AVO250-48S28B-6L](#) [NAN-0505](#) [HW-L16D](#) [JAHW100Y1](#) [217-1617-001](#) [22827](#) [SPB05C-12](#) [SQ24S15033-PS0S](#) [18952](#) [19-130041](#) [CE-1003](#) [CE-1004](#) [GQ2541-7R](#) [PSE1000DCDC-12V](#) [RDS180245](#) [MAU228](#) [419-2065-201](#) [449-2075-101](#) [J80-0041NL](#) [V300C24C150BG](#) [419-2062-200](#) [419-2063-401](#) [419-2067-101](#) [419-2067-501](#) [419-2068-001](#) [DCG40-5G](#) [DFC15U48D15](#) [449-2067-000](#) [XGS-0512](#) [XGS-1205](#) [XGS-1212](#) [XGS-2412](#) [XGS-2415](#) [XKS-1215](#) [033456](#) [NCT1000N040R050B](#) [SPB05B-15](#) [SPB05C-15](#) [SSQE48T25025-NAA0G](#) [L-DA20](#) [HP3040-9RG](#) [HP1001-9RTG](#) [XKS-2415](#) [XKS-2412](#)