

**Features**

- Ultra Stable
- Wide Temperature Range
- SMD Package (7.0x5.0mm)
- Provide Stratum III Level Frequency Stability

**Applications**

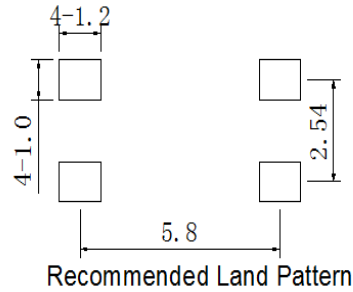
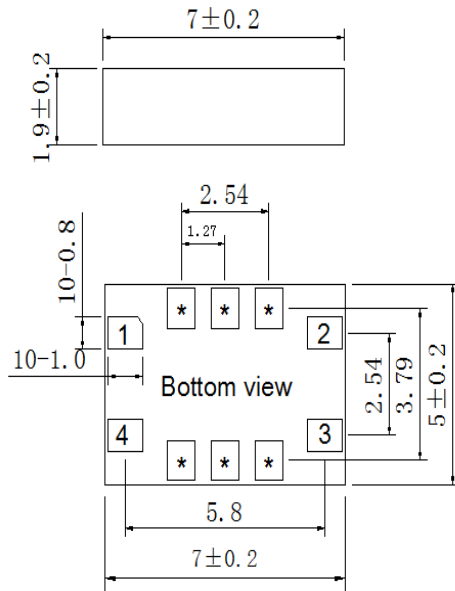
- Base Stations
- Instrumentations
- Synthesizer
- SDH/SONET
- Medical Electronics


**BT0507A/B Specifications**

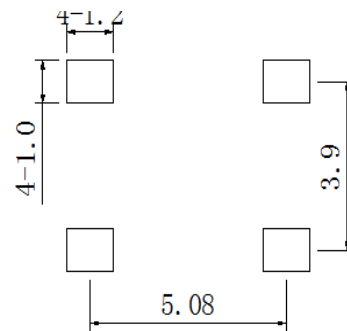
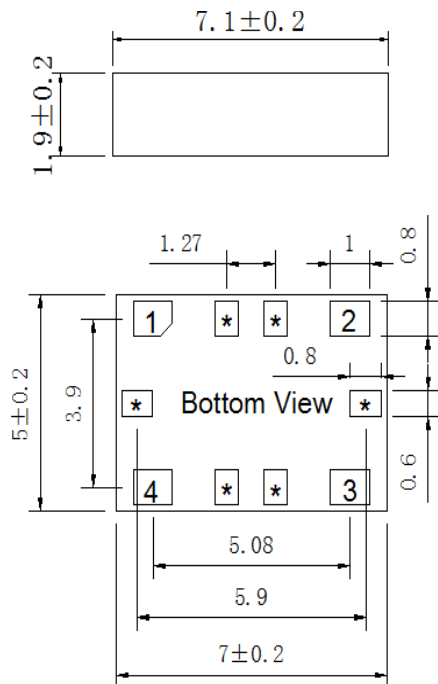
Parameter	Value			Unit	Conditions	
	Min.	Typ.	Max.			
Supply Voltage	-	3.3	-	V		
	-	5	-	V		
Supply Current	5	-	15	mA		
Frequency Range	10 ~ 52			MHz		
Nominal Frequency	10, 12.8, 16.384, 19.2, 19.44, 20, 24.576, 25, 26, 30.72, 40, 50			MHz		
Initial Frequency Tolerance	±0.05	-	±0.5	ppm	At shipment, nominal EFC, +25°C	
Freq. Stability Vs. Temp.	±0.05	-	±0.5	ppm	-20°C~+70°C	
	±0.05	-	±0.5	ppm	-40°C~+85°C	
	±0.2	-	±1.0	ppm	-50°C~+90°C	
	±0.5	-	±1.0	ppm	-55°C~+95°C	
Clipped Sine Wave	Output Level	0.8	-	Vp-p		
	Load	10kΩ//10pF				
LVCMOS	V <sub>OH</sub>	2.4	-	V	LVCMOS Output, Load=15pf	
	V <sub>OL</sub>	-	-	0.4	V	LVCMOS Output, Load=15pf
	Duty Cycle	45	-	55	%	(V <sub>OH</sub> - V <sub>OL</sub> )/2
	Rise/Fall Edge	-	-	6	ns	LVCMOS Output, Load=15pf
	Load	-	-	15	pf	
RMS Jitter(By E5052B)	0.4	-	1.3	ps	12KHz~5MHz	
Supply Sensitivity	-	-	±0.1	ppm	Vcc±5%	
Load Sensitivity	-	-	±0.2		Load±5%	
Aging/ First Year	-	-	±1.0		Standard	
	±0.3	-	±0.8		Customized	
SSB Phase Noise @10MHz	-	-	-95	dBc/Hz	Offset 10Hz	At +25°C
	-	-	-120		Offset 100Hz	
	-	-	-140		Offset 1kHz	
	-	-	-145		Offset 10kHz	
	-	-	-150		Offset 100kHz	
Control Voltage Range	1.5 ± 1.0			V		
Frequency Turning Range	±5	-	±12	ppm		
Tuning Slope	Positive					
Non-linearity	-	-	10	%		

**Phase Noise @1KHz**

Freq. Range	<-125dBc	<-130dBc	<-135dBc	<-140dBc	
10MHz				A	A=Available N/A=Not Available
12.8~20MHz			A	N/A	
20.48~38.4MHz		A	N/A	N/A	
40MHz	A	N/A	N/A	N/A	

**Outline Dimension & Pin Connections**
**Package A:**

**Pin Connection**

Pin 1	Vcon,Control Voltage
Pin 2	Gnd,Ground
Pin 3	Fo,Output
Pin 4	Vdd,Supply voltage

**Package B:**

**Recommended Land Pattern**
**Pin Connection**

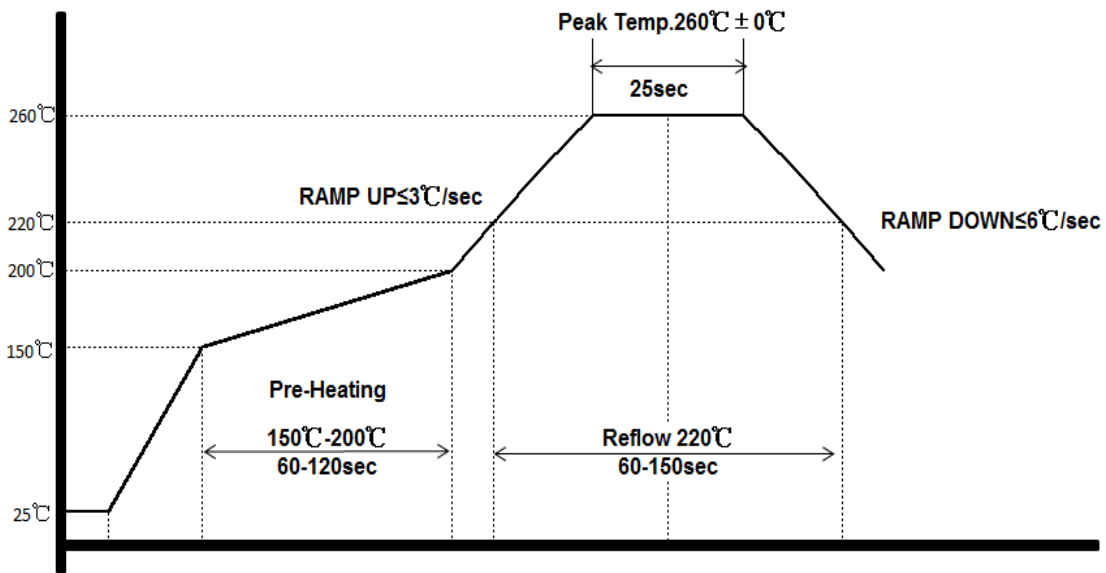
Pin 1	Vcon,Control Voltage
Pin 2	Gnd,Ground
Pin 3	Fo,Output
Pin 4	Vdd,Supply Voltage

**Note:**

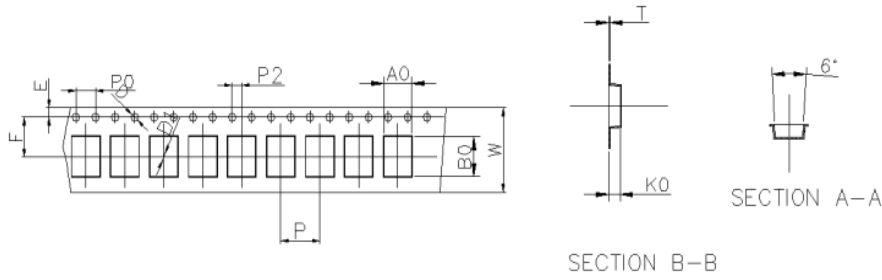
1. The pins with "\*" are for factory test.
2. Leave pin 1 unconnected if Vcon is not used.

Environmental Conditions		
Operating Temperature Range	-55°C ~ +95°C	
Storage Temperature Range	-55°C ~ +125°C	
Maximum Ratings		
Parameter	Symbol	Rating
Supply Voltage	Vdd	-0.5V / 6V
Control Voltage	Vcon	0V / 3V
ESD, HBM/CDM/MM		4KV/ 2KV/ 200V
Reliability		
Parameter	Condition	
Temperature Stress Test	IEC60068, GJB360B	
Mechanical Stress Test	IEC60068, GJB360B	
EMC Test (ESD)	IEC61000, JESD22	
Solderability	EIA/JESD22-B102-C	
Moisture Sensitive Level	MSL3	
Contact Pads	Gold over Nickel	
RoHS	RoHS Directive 2011/65/EU Annex II Recasting 2002/95/EC	

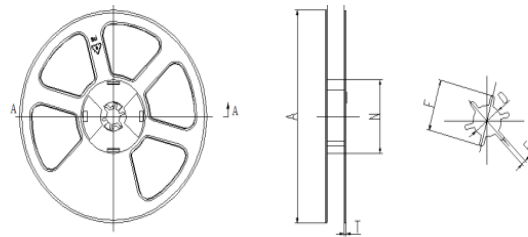
### IR Reflow Profile



Tape & Reel



ITEM	W	A0	B0	K0	P	F	E	D	P0	P2	t	7'	
DIM	16.0	5.7	7.6	2.4	8	7.5	1.75	1.50	4.00	2.00	0.30	L/R	QTY/PCS
TOLE	+0.30 -0.30	+0.15 -0.15	+0.15 -0.15	+0.15 -0.15	+0.10 -0.10	+0.10 -0.10	+0.10 -0.10	+0.10 -0.00	+0.10 -0.10	+0.10 -0.10	+0.05 -0.05	5M/R	500 PCS



Item	W	A	N	T	E	F	D
Size	16.4	178	62	1.8	2	21.8	13.5
TOL	±0.3	±0.5	±0.4	±0.2	±0.5	±0.8	±0.3

Ordering Guide

**BT 0507 X X X X XXX X X XX.XX**

<p><b>Product:</b> TCXO</p>	<p><b>Frequency:</b> xx MHz</p>
<p><b>Outline:</b> 7.0mm x 5.0mm</p>	<p><b>Tuning Range:</b> N: No Tuning A: ±5ppm B: ±7ppm C: ±12ppm</p>
<p><b>Package:</b> A: Package A B: package B</p>	<p><b>Phase Noise:</b> A: -120dBc/Hz @ 1kHz B: -125dBc/Hz @ 1kHz C: -130dBc/Hz @ 1kHz D: -135dBc/Hz @ 1kHz E: -140dBc/Hz @ 1kHz G: -145dBc/Hz @ 1kHz</p>
<p><b>Output:</b> H: LVCMOS C: Clipped Sine Wave</p>	<p><b>Temp. Stability:</b> 507: ±0.5ppm 207: ±0.2ppm 107: ±0.1ppm 508: ±0.05ppm</p>
<p><b>Supply Voltage:</b> 3: 3.3 Vdc 5: 5.0 Vdc</p>	
<p><b>Temp. Range:</b> C: -20°C ~ +70°C I: -40°C ~ +85°C M: -50°C ~ +90°C U: -55°C ~ +95°C F: Customized</p>	

**Example:** BT0507BH3M287DN16.384

**Disclaimer**

Xtalq Technologies Co., Limited reserves the right to make changes to the product(s) and/or information contained herein without notice. No liability is assumed as a result of their use or application. No rights under any patent accompany the sale of any such product(s) or information.

## X-ON Electronics

Largest Supplier of Electrical and Electronic Components

*Click to view similar products for [Standard Clock Oscillators](#) category:*

*Click to view products by [XTALTQ](#) manufacturer:*

Other Similar products are found below :

[EP1400SJTSC-125.000M](#) [601137](#) [601252](#) [CSX750FBC-24.000M-UT](#) [CSX750FBC-33.333M-UT](#) [CSX750FCC-3.6864M-UT](#) [F335-12](#) [F335-25](#) [F535L-50](#) [DSC506-03FM2](#) [ASA-20.000MHZ-L-T](#) [ASA-25.000MHZ-L-T](#) [ASA-27.000MHZ-L-T](#) [ASV-20.000MHZ-LR-T](#) [ECS-2018-160-BN-TR](#) [EL13C7-H2F-125.00M](#) [MXO45HS-2C-66.6666MHZ](#) [NBXDBB017LN1TAG](#) [NBXHBA019LN1TAG](#) [SiT1602BI-22-33E-50.000000E](#) [SIT8003AC-11-33S-2.04800X](#) [SiT8256AC-23-33E-156.250000X](#) [SIT8918AA-11-33S-50.000000G](#) [SM4420TEV-40.0M-T1K](#) [SMA4306-TL-H](#) [F335-24](#) [F335-40](#) [F335-50](#) [F535L-10](#) [F535L-12](#) [F535L-16](#) [F535L-24](#) [F535L-27](#) [F535L-48](#) [PE7744DW-100.0M](#) [CSX750FBC-20.000M-UT](#) [CSX-750FBC33333000T](#) [CSX750FBC-4.000M-UT](#) [CSX750FBC-7.3728M-UT](#) [CSX750FBC-8.000M-UT](#) [CSX-750FCC14745600T](#) [CSX750FCC-16.000M-UT](#) [CSX-750FCC40000000T](#) [CSX750FCC-4.000M-UT](#) [ASA-22.000MHZ-L-T](#) [ASA2-26.000MHZ-L-T](#) [ASA-40.000MHZ-L-T](#) [ASA-48.000MHZ-L-T](#) [ASA-60.000MHZ-L-T](#) [ASF1-3.686MHZ-N-K-S](#)