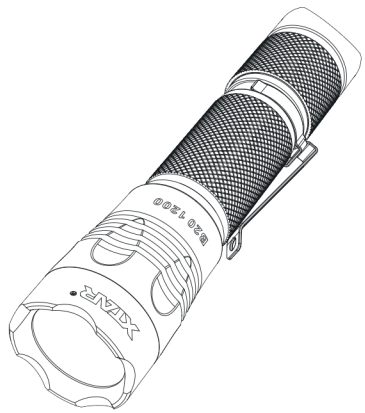


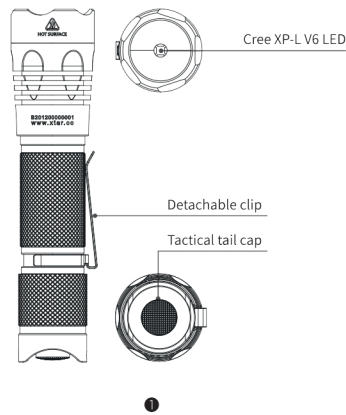
# XTAR

## XTAR® B20 1200 LED Sport Flashlight



### Introduction

B20 1200 weighs 122g only, its tactical tail switch controls four brightness levels and a powerful strobe, always ready for instantaneous on/off with simply click the switch; it also comes with a strong strike bezel that transforms this hand-held light into a self-defense instrument or a rescue tool. It is an ideal companion for people requiring long-time lighting, such as walking, searching, cave exploring and so on.



### Parameter

ANSI	Illumination levels				
	Turbo	High	Mid	Low	Strobe
Luminance	1200lm	600lm	270lm	30lm	361lm
Runtime	3.5hrs	5.6hrs	13.6hrs	80hrs	/
Beam Throw	240m				
Max Intensity	14400cd				
Impact Resistant	1.2m				
Waterproof	IPX8 (underwater 1.5m)				
Size	Ø34.5mm(Head) x Ø26.8mm(Body) x 146.3(Length)				
Net Weight	122g (Battery excluded)				
Package	Flashlight, Charger, USB cable, Battery, Lanyard, O-ring, Manual				

### Operation

#### ■ Insert the battery

Unscrew the tail cap, insert a 21700 lithium battery, with the positive pole (+) towards the head, and then screw the tail cap on tightly.

#### ■ ON/OFF

The tactical tail cap switch turns the flashlight on and off, and provides a momentary on function. To turn the light on, press the switch until you

hear the tick; to turn the light off, press the switch until you hear tick again.

#### ■ Toggle modes

a. Click the tail cap switch to change lighting modes with arrangement High-Turbo-Mid-Low. Lighting modes enable the memory function, which is activated after 3 seconds from turning off the flashlight. In this case, restart the flashlight will be able to get the last selected mode.  
b. When the light is off, click the switch three times quickly will get strobe mode (without memory function), simple press switch to turn it off.

#### ■ Charging reminder

When the battery level is low, the white light will flash three times to remind you it is time to charge.

#### Tips

1. Battery exhausted or flashlight not in use for a long time, XTAR recommends removing the battery from the unit;
2. To prolong your flashlight's lifespan, XTAR

- recommends you choose 21700 protected batteries;
3. When installing battery, notice carefully the direction of positive and negative poles;
4. Light fails to start

Possible reasons	Solutions
Battery is exhausted or not compatible	Change battery
Battery is installed incorrectly	Make sure the positive pole (+) towards the head.
Poor contact	1. Clean the contact surface with alcohol. 2. Tighten the head and tail cap.

If the flashlight still fails to operate, please get the After-sales service.

#### After-sales

Please provide warranty number to our distributor to get after-sales service.

- 15 days free replacement.
- 24 months free repair. If problem developed is beyond 24 months, we will offer free repair service but charge for parts used. The distributor will inform you material fee or related freight if any before repair.
- Lifetime technical support.

#### Note:

1. Damage caused by misuse or intentional is not covered by the warranty.
2. Warranty number (9-13 digits) can be found on the package or product.

Global After-sales Email: [service@xtar.cc](mailto:service@xtar.cc)

#### Anti-fake inquiry

1. Scratch the anti-counterfeiting label on the package to get 18-digit number.
2. Input the number into the query page on [www.xtar.cc](http://www.xtar.cc) (Contact Us - Anti-fake).



Shenzhen XTAR Electronics Co., Ltd  
Address: 5th Floor, No.77 Xinhe Rd, Shangmugu, Pinghu Area, Longgang District, Shenzhen, Guangdong, China  
Tel: +86-755-25507076 Fax: +86-755-25507076  
Website: [www.xtar.cc](http://www.xtar.cc) Email: [info@xtar.cc](mailto:info@xtar.cc)  
Zip Code: 518111

Made in China



**Warning: Do not direct the light towards the eyes. Serious injury or blindness may occur by misuse.**

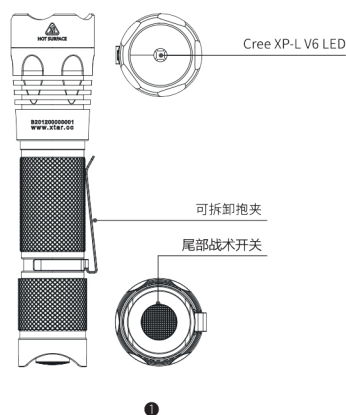
V1

## XTAR® B20 1200 超酷运动系列手电



### 产品介绍

B20 1200是一款长续航,高亮度的运动系列手电,重约122g,是人们夜里出行、周游、搜索、探测洞穴等的必备佳品。筒身质感细腻,搭配做工精湛的抱夹,诠释着独具魅力的时尚元素。通过尾部战术开关,可轻松操控四档亮度和开启频闪模式;同时,本手电配有坚固的攻击头,可用于正当防卫或救援。



### 参数表

ANSI	亮度档位				
	极亮	高亮	中亮	低亮	爆闪
亮度	1200lm	600lm	270lm	30lm	361lm
续航时长	3.5hrs	5.6hrs	13.6hrs	80hrs	/
最大射程	240m				
最大光强	14400cd				
跌落高度	1.2m				
防水等级	IPX8 (underwater 1.5m)				
尺寸	Ø34.5mm(头筒) x Ø26.8mm(筒身) x 146.3(长度)				
净重	122g				
包装	Flashlight, Charger, USB cable, Battery, Lanyard, O-ring, Manual				

### 操作

#### ■ 安装电池

拧开后盖,将一颗带保护板的21700电池正极(+)朝向手电头部安装。

#### ■ 开机/关机

开机:单击尾部战术开关,伴随着滴答声,手电点亮。  
关机:再次单击战术开关,伴随着滴答声,手电关闭。

#### ■ 切换模式

a. 战术开关的工作模式呈开-关-开的往复循环,通过多次单击战术开关,可实现亮度的切换:高亮-极亮-中亮-低亮。照度模式具有记忆功能,该功能在关闭手电筒3秒钟后会被激活。  
b. 关机状态下,快速三击开关将进入爆闪模式(此模式无记忆功能),再次单击开关退出此模式。

#### ■ 充电提示

当电量不足时,白灯闪烁三下来提示用户要及时充电。

#### ■ 温馨提示

1. 当电池电量用完或有一段时间不准备使用本手电,XTAR建议您取出电池;
2. XTAR推荐用户选择带保护板的21700电池;
3. 安装电池时,请注意正负极的方向;
4. 手电筒不工作

可能原因	解决办法
电池电量用完或不兼容	更换电池
电池安装不当	请确保电池正极(+)朝向手电头部
接触不良	1.用酒精清洁电池的接触表面 2.拧紧手电头盖和尾盖

如果手电筒仍然无法启动,请联系售后。

#### 售后服务

请向经销商提供保修编号以获得售后服务。

- 15天免费换新。
- 2年内免费保修。若问题发生在2年之后,我们将提供免费维修服务,但收取所用零件的费用。经销商会在维修前通知您材料费或相关运费。
- 终身技术支持。

#### 注意:

- 1.因用户使用、保管不当而产生的故障不享有免费包换和保修。
2. 保修编号(9-13位)可在包装或产品上找到。

售后服务邮箱: [service@xtar.cc](mailto:service@xtar.cc)

#### 防伪查询

1. 刮开包装上的防伪标签,得到18位数字。
2. 将该号码输入[www.xtar.cn](http://www.xtar.cn)上的查询页面(联系我们-防伪查询)。



深圳市爱克斯达电子有限公司  
地址:广东省深圳市龙岗区平湖街道上木古社区新河路77号5楼  
邮编:518111  
官网:[www.xtar.cn](http://www.xtar.cn)  
邮箱:[info@xtar.cc](mailto:info@xtar.cc)  
电话:(+86) 755-25507076  
传真:(+86) 755-25507076

中国制造



**警告:请不要将手电直射眼睛,否则可能因误用而造成严重伤害或失明。**

V1

## X-ON Electronics

Largest Supplier of Electrical and Electronic Components

*Click to view similar products for [Other Tools](#) category:*

*Click to view products by [Xtar](#) manufacturer:*

Other Similar products are found below :

[899-2-KT46](#) [568681-1](#) [CR-12FP4--260R](#) [5800-0090](#) [58061-1](#) [59085](#) [00-8273-RDPP](#) [593033](#) [593072](#) [593564100](#) [593575](#) [593593](#) [010-0003-0000](#) [011349-000](#) [CRCW08052740FRT1](#) [LUC-012S070DSM](#) [LUC-018S070DSP](#) [LUC-024S105DSP](#) [599-2021-3-NME](#) [599-JJ-2021-03](#) [CRCW2010331JR02](#) [601-JJ-06](#) [601-SPB](#) [601YSY](#) [602-JJ-03](#) [602SPB](#) [603-JJ-07-FP](#) [603-JJY-04](#) [CRTN1013](#) [CS16](#) [6-1579014-0](#) [62036240-1](#) [M43435 TY 1 SZ 3 FIN B BLK](#) [M43435 TY 2 SZ 3 FIN C BLK](#) [M-5Z](#) [M6816](#) [660-29ABT1](#) [662508-1](#) [CVHD-950X-93.333](#) [CW104-01X](#) [671-GP-04-KT39-73207](#) [CW307-01A](#) [CW30901A](#) [CW6211201A](#) [679793-1](#) [690191-1](#) [690191-3](#) [690317-2](#) [691409-4](#)