



## 产品规格书 Fuses Specification

### 1. 适用范围 (Available range) :

本保险丝适用于保护家用电器，电子仪器，电源供应器、显示器等。

For protecting instruments, power supply devices and telephone sets etc.

### 2. 型号定义解释 (Model meaning) :

24F: 陶瓷快断系列产品 (24F: Ceramic Quick Blow Fuses)

24T: 陶瓷慢断系列产品 (24T: Ceramic Slow Blow Fuses)

### 3. 相关标准 (Safety Standards) : GB9364 IEC60127



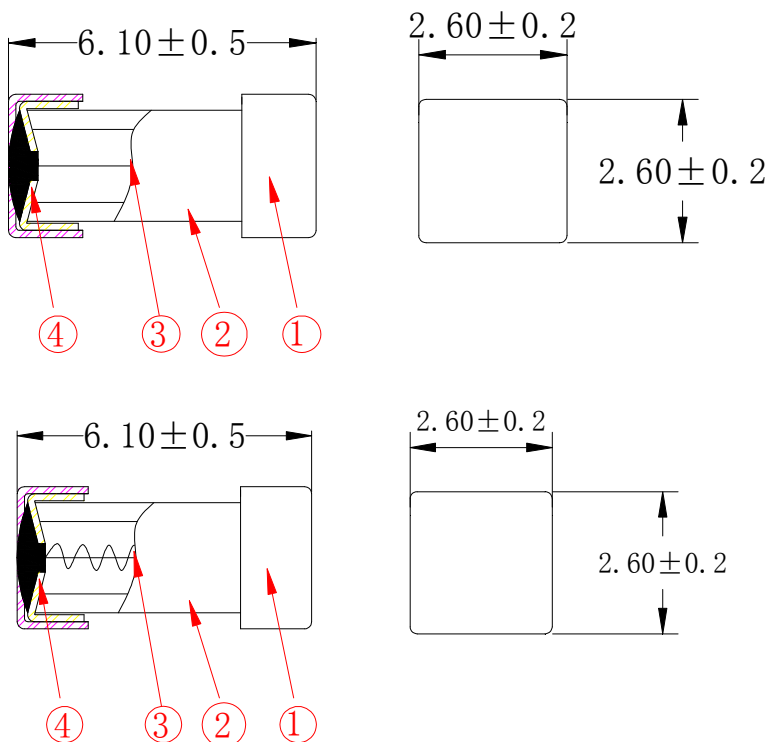
后续产品如增加安规认证：VDE PSE 等将不作通知，产品上丝印认证标识符号会自动升级，不会影响产品性能。

If safety regulation certification is added to subsequent products: VDE PSE will not be notified, and the silk screen certification logo on the product will be automatically upgraded without affecting the product performance.

### 4. 尺寸与结构 (Size and Structure) :

#### 4. 1 外形、结构尺寸 (The out view, construction and dimensions):

参考下图 Refer to the following figure.

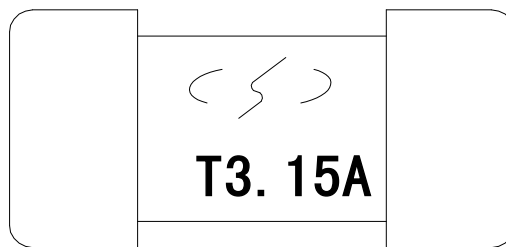
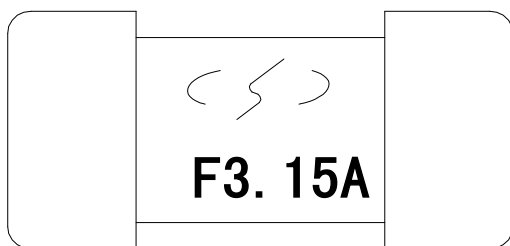







编号 No.	部件 Part Name	材料 Material	备注 Remarks
①	铜帽 Brass Cap	镀银黄铜 Ag-plated copper	
②	陶瓷管 Ceramic Tube	陶瓷 Ceramic	
③	熔丝 Melting Wire	合金 Alloy	
④	焊锡 Solder	锡线 (Sn99.3%Cu0.7%) Solder wire( Sn99.3%Cu0.7%)	RoHS

#### 4.2 型号及标示 (Model and indication)

例:



型号 Model	商标. 品名. 认证 Trademark. Type. Approved mark	认证号 Approval No.
24F Series	 F250mA-6.3A	UR: E249609 CQC: 18012208728 KC: SU05031-19006 KC: SU05031-19007 KC: SU05031-19008 TUV: R 50423658
24T Series	 T250mA-6.3A	UR: E249609 CQC: 18012208730 KC: SU05031-19009 KC: SU05031-19010 KC: SU05031-19011 TUV: R 50423660
24T/24F Series	 T/F7A-10A	UR: E249609



#### 4.3 陶瓷管 (Ceramic Tube)

管体本体无破裂、缺损等现象。

The tube shall have no defects such as crack, injury and contamination.

#### 4.4 铜帽 (Brass caps)

铜帽应焊接牢固，以保证在未损坏熔断体时，铜帽不能被卸脱。铜帽表面镀层应结实，端帽两端均可承受大小至少为 5N、保持 1min 的轴向拉力。

The cap should be firmly attached so that it is not possible to remove them without damaging the fuse itself. The plated material should be firm. Each of the cap should be bear an axial pull of 5N for 1min.

#### 4.5 焊点 (Soldering joint)

焊接铜帽端时，残留的助焊剂及焊锡等异物不应超出铜帽口和沾附在保险管外表面。

Soldering joint in end cap shall not melt during normal operation and shall not have solder clips on the tube, element in view and outer surface of caps.

### 5. 机械特性 (Mechanical characteristics)

保险丝应能承受下列试验：

Fuses should endure both of the following tests:

- 5.1 扭力试验：固定保险丝的一端铜帽，然后在另一端铜帽上顺时针和逆时针方向上顺序施加 100g.cm 力矩，两端铜帽不应松动，管体也不应破碎。

**Wresting test:** Fixed one cap of the fuse, applied 100g.cm of torsion power in clockwise and counter-clockwise on the other cap, as a result, the tube shall be no damage and the cap should be no loosening.

- 5.2 拉力试验：固定保险丝的一端铜帽，然后在另一端铜帽上，沿水平轴方向施加 5N 的拉力 1min，两端铜帽不应松动且管体不应破碎。

**Pulling test:** Fixed one cap of the fuse, applied level pull force of 5N to the other cap for 1 minute, there shall be no damage with the tube and no loosening with the caps and the pigtails.

- 5.3 管子强度试验：两端铜帽固定好后，在管体的中心位置施加 10N 的压力，管体不应破碎。

**Stress test:** Fixed two caps of the fuse, applied the stress of 10N to the tube center, there shall be no damage with the tube.



## 6. 电气特性 (Electrical performance)

### 6.1 测试条件 (Testing Ambient)

测试条件都应在下列大气条件下进行:

All tests should be carried out under the following conditions:

-温度 (Surrounding temperature): 15°C ~ 35°C;

-相对湿度 (Relative humidity): 45% ~ 75%;

-大气压力 (Atmosphere pressure):  $8.6 \times 10^4$  Pa ~  $1.06 \times 10^5$

### 6.2 时间/电流特性 (Time-current Characteristic)

型号类别 (Item No.) \ 电流 (In ratio)	125%	200%	1000%
24F 系列 24F Series (250mA-6.3A)	> 1h	500ms-120s	1ms-10ms
24T 系列 24T Series (250mA-6.3A)	> 1h	1s-120s	10ms-100ms

型号类别 (Item No.) \ 电流 (In ratio)	100%	200%
24T/24F 系列 24T/24F Series (7A-10A)	> 4h	≤ 60s

### 6.3 分断能力 (Breaking capacity)

1) AC 250V 35A 或  $10I_n$  (注:  $I_n$  代表额定电流) 取最大。

Breaking capacity: 35A or  $10I_n$  (AC250V), whichever is greater.

2) 每一次测试, 保险管能安全动作, 不能出现以下现象:

In each of the tests, the fuse-link shall operate satisfactorily without any of the following phenomena:

-持续电弧;

-permanent arcing;





-引燃;

-ignition;

-保险管爆炸;

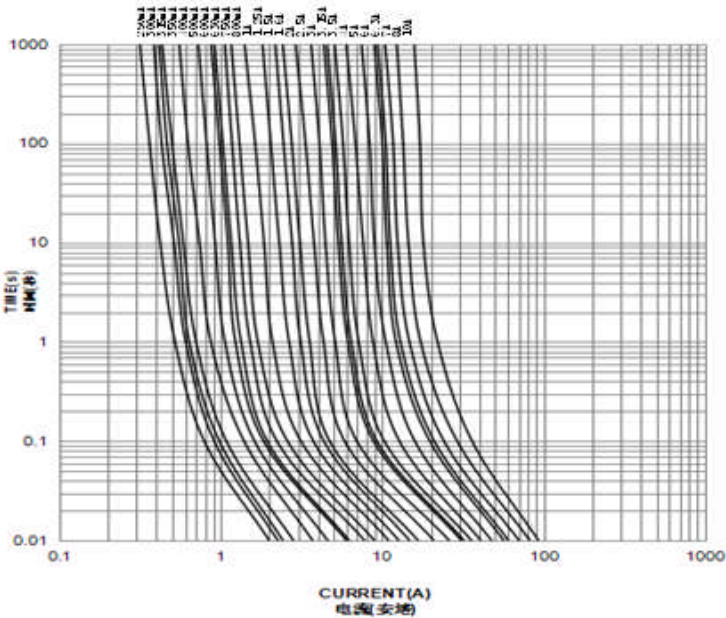
-Bursting of the fuse-link.



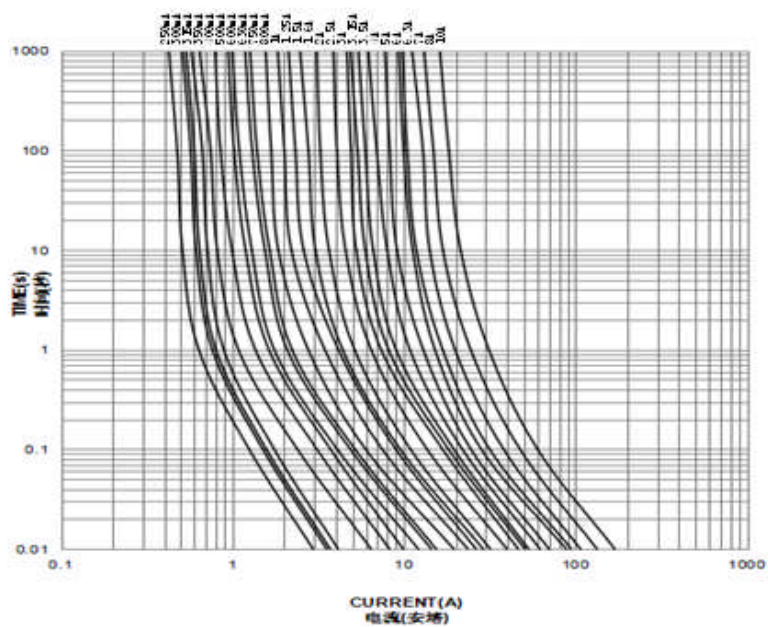
型号 Model	额定电流 Rated Current	安全认证分断电流 Safe attestation Breaking current
		   
24F/24T 系列 24F/24T Series	$I_n \leq 3.15A$	35A AC 250V
	$I_n > 3.15A$	10 $I_n$ AC 250V

#### 6.4 时间电流特性曲线图 (Time-current curves)

24F Series I-T Average Characteristics Curves (For Reference)



24T Series I-T Average Characteristics Curves (For Reference)



#### 6.5 耐久性试验 (Endurance test)

1) 对保险丝通过 1 倍额定电流 1 小时，然后切断 15 分钟，重复此循环 100 次。

A current  $1 I_n$  is passed through the fuse-link for a period of 1h. The current is then switched off for a period of 15 min. The cycle is repeated 100 times.

2) 然后对熔断体通以 1.25 倍额定电流 1 小时。

A current  $1.25 I_n$  is then passed through the fuse-link for 1h.

3) 测量熔断体两端的电压降，试验后，熔断体两端的电压降的增大量不大于试验前测得值的 10%。

Finally, the voltage drop across the fuse-link is measured. The voltage drop across the fuse-link after the test shall not have increased by more than 10% of the value measured before the test.



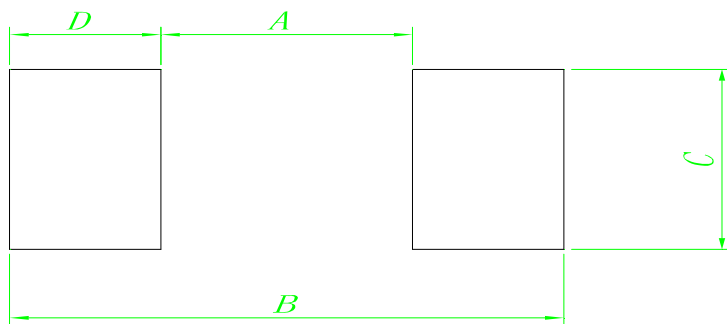
4) 试验后，标记仍应清晰可辨，而且诸如端帽上的焊点不应出现任何明显的劣变。

After the test,the marking shall still be legible and soldered joints on end caps,for example,shall not show and appreciable deterioration.

## 7. 安装方式及条件 Installation Way and Parameters

### 7.1 建议如下图焊盘安装

Propose that the following picture installation way is installed



Dimensions	A	B	C	D
spec	$2.9 \pm 0.3$	$6.1 \pm 0.5$	$2.6 \pm 0.2$	$1.35 \pm 0.2$

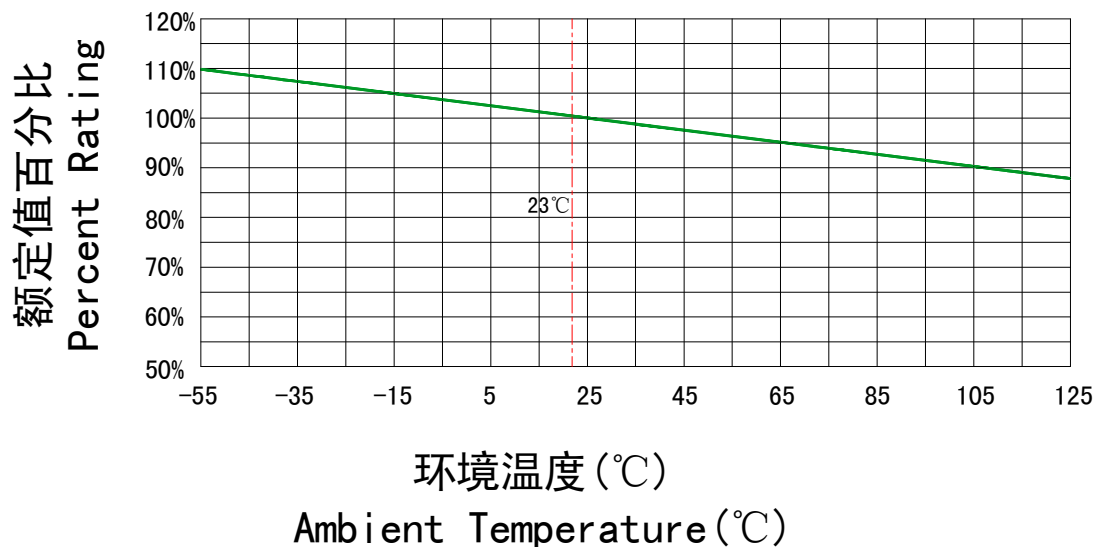
### 7.2 环保焊接条件 Soldering conditions (RoHS)

波峰焊/Wave solder:  $260^{\circ}\text{C}$ ,  $\leq 5\text{S}$

手工焊/Hand solder:  $360^{\circ}\text{C}$ ,  $\leq 1\text{S}$

## 8. 环境特性 Environmental characteristic

### 8.1 温度-电流负荷比曲线 Temperature-Current Curve





## 8.2 贮存条件 Storage conditions

贮存温度/Storage temperature: 5°C ~ 35°C

贮存湿度/Storage humidity: 25% ~ 85%

贮存周期/Storage time: 6 months

## 9. 信赖性试验 (Reliability test)

项目/Item	试验要求/Test Requirement	试验条件/Test Condition
高低温试验 High & low Temperature Test	试验后保险丝管的电阻符合范围 After test, the resistance value of the fuses shall be in range	测试高温: 85°C, 测试时间: 48h Test high temperature: 85°C, Test time: 48h 测试低温: -20°C, 测试时间: 48h Test low temperature: -20°C, Test time: 48h
高湿试验 High Humidity Test	试验后保险丝管的电阻符合范围 After test, the resistance value of the fuses shall be in range	测试温度: 85°C, 测试湿度: 95%, 测试时间: 96h Test temperature: 85°C, Test humidity: 95%, Test time: 96h
落下、冲击实验 Falling Shock Test	铜帽应固定牢固, 以保证在未损坏熔断体时, 铜帽不能被卸下, 铜帽表面镀层应牢固不易脱落, 每个端帽应能经受专用的设备外加轴向拉力 5N, 保持 1 分钟, 陶瓷管必须无缺陷破裂和缺损。试验后保险丝管的电阻符合范围。 Cap should be firmly attached so that it is not possible to remove them without damaging the fuse itself. The means of attachment shall be sufficient to withstand an axial pull of 5N applied to each cap for 1 minute. The cap shall be nickel plated firmly. The glass tube shall have no defects such as crack and injury. After falling shock test, the resistance value of the fuses shall be in range.	保险管从 152cm 高自由落下, 跌落 5 次。 Falling Height: 152cm Falling Times: 5
振动试验 Vibration	试验后保险丝管的电阻符合范围 After test, the resistance value of the fuses shall be in range	振幅 1.5mm, 频率 10 ~ 55 ~ 10Hz, 时间 2 小时 Amplitude: 1.5mm, Frequency: 10 ~ 55 ~ 10Hz, Test time: 2h




## 10 产品标志 (Marking)

10.1 保险丝上的标志应易于看清。

The marking on fuse shall be indelibly marked on the end cap and easily visible.

10.2 保险丝标记应包含下列内容:

The symbol for every fuse shall be as prescribed below:

- 1) 额定电流 (Rated current): 250mA-10A
- 2) 特性符号 (Characteristic symbol): F/T
- 3) 厂标 (Trade mark): 

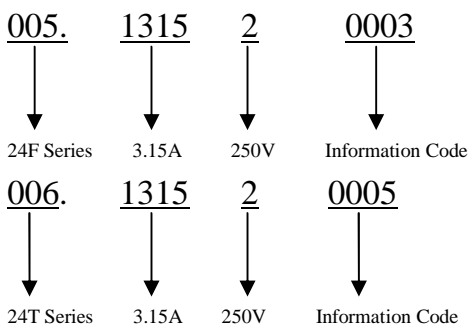
## 11. 包装 (Packaging)

每卷 1K 保险丝, 装入一个包装盒, 每 10K 装一箱, 包装数量仅供参考, 以实际数量为准.

1K Pieces taped and reeled in one box, 10K/External Carton.

		
1K/Taped and Reeled	1K/Box	10K/ External Carton

## 12. 料号解释/Part No. description





## X-ON Electronics

Largest Supplier of Electrical and Electronic Components

*Click to view similar products for [Surface Mount Fuses](#) category:*

*Click to view products by [Xucheng](#) manufacturer:*

Other Similar products are found below :

[FHC20402ADTP](#) [NFVC6125S0R50TRF](#) [SFT-125MA](#) [TF16SN2.00TTD](#) [FCC16501ABTP](#) [FCC16102ABTP](#) [FHC16322ADTP](#) [0308.250UR](#)  
[0308.375UR](#) [0308.500UR](#) [0308.750UR](#) [0308001.UR](#) [030801.5UR](#) [F0603G0R03FNTR](#) [SKY87604-12](#) [SKY87604-11](#) [SKY87604-13](#)  
[R451003.L](#) [R451.500L](#) [R451001.L](#) [3-103-119](#) [3-103-123](#) [SGB401](#) [SGB075](#) [0154002.DRL](#) [0154008.DRL](#) [0154.500DRL](#) [189140.1,25](#)  
[189140.0,8](#) [189140.0,4](#) [189140.0,63](#) [189140.0,25](#) [0402FA-R200](#) [0402SFF150F/24-2](#) [0435.250KRHFS](#) [0468003.WR](#) [0494001.NRHF](#)  
[0494002.NRHF](#) [0494003.NRHF](#) [049402.5NRHF](#) [049403.5NRHF](#) [0494.250NRHF](#) [0494.375NRHF](#) [0494.500NRHF](#) [CF06V3T1R60](#)  
[CF06V3T2R50](#) [06H1300D](#) [JFC0603-1200FS](#) [CP06V3T2R0](#) [06F-0200L1](#)