




**Schottky Diodes**  
**Reverse Voltage-40to200v**  
**Forward current-2A**

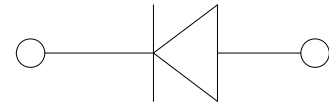
**Features**

- Schottky chip
- Ideal for surface mounted applications
- Low forward voltage drop, Low power loss, high efficiency
- Plastic Case Material has UL Flammability



**Mechanical Data**

- Package: SOD123FL
- Terminals: Tin Plated leads, solderable per Mil-STD-750 Method 2026
- Polarity: As marked
- Molding compound meets UL 94 V-0 flammability rating, ROHS-compliant



**Maximum Ratings (Ta=25°C Unless otherwise specified)**

Type Number	SYMBOL	K24	K26	K28	K210	K215	K220	Umit
Maximum Recurrent Peak Reverse Voltage	$V_{RRM}$	40	60	80	100	150	200	V
Maximum RMS Voltage	$V_{RMS}$	28	42	56	70	105	140	V
Maximum DC Blocking Voltage	$V_{DC}$	40	60	80	100	150	200	V
Maximum Average Forward Rectified Current at TL = 100°C	$I_{O(AV)}$	2.0						A
Peak Forward Surge Current 8.3ms Single half-sine-wave superimposed on rated load(JEDEC Method) on rated	IFSM	40.0						A
Forward Surge Current (Non-repetitive) @1ms, square wave, 1 cycle, Tj=25°C		80.0						A
Current squared time @1ms≤t≤8.3ms Tj=25°C, Rating of per diode	$I^2t$	6.6						A <sup>2</sup> S
Maximum Forward Voltage at 2.0A DC	$V_{FM}$	0.55	0.75	0.85		0.92		V
Maximum Reverse Current TA = 25°C	IR	0.1		0.05				mA
at Rated DC Blocking Voltage TA = 100°C		10		5				mA
Typical Thermal Resistance	$R_{QJA}$	75.0						°C/W
Operating Junction Temperature Range	$T_J$	-55to+150						°C
Storage Temperature Range	$T_{STG}$	-55to+150						°C



FIG. 1 MAXIMUM AVERAGE FORWARD CURRENT DERATING

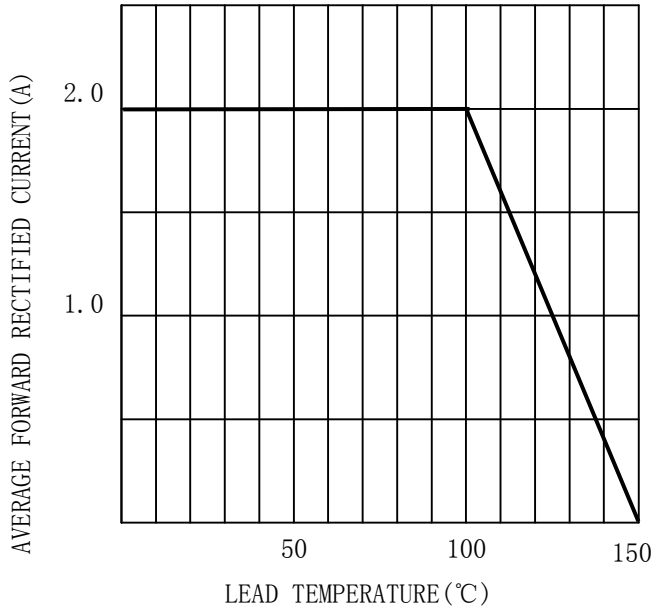


FIG. 2 TYPICAL FORWARD CHARACTERISTICS

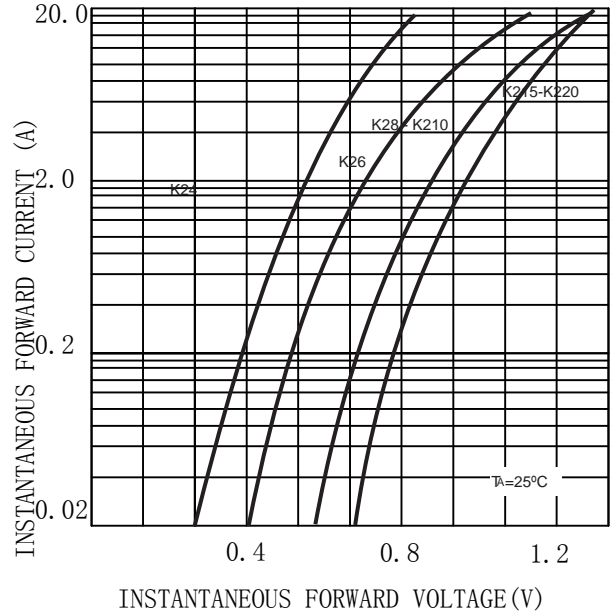


FIG. 3 MAXIMUM NON-REPEITIVE SURGE CURRENT

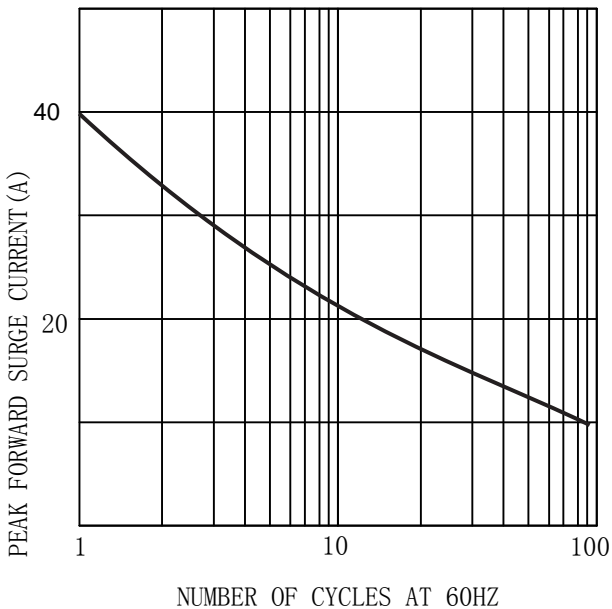
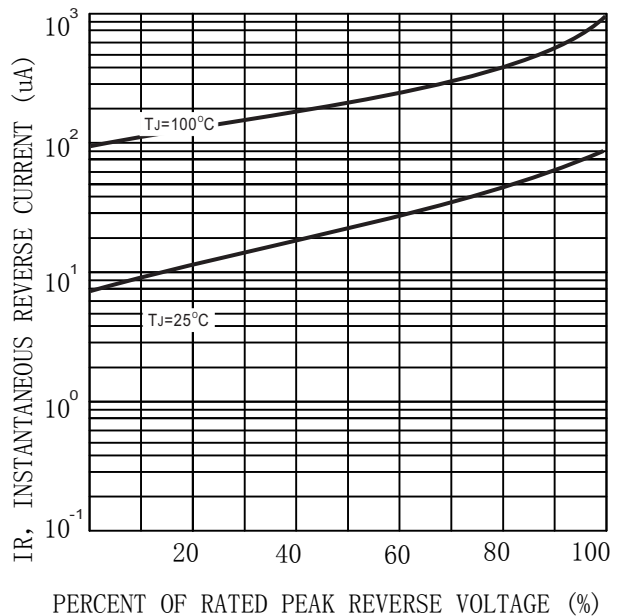
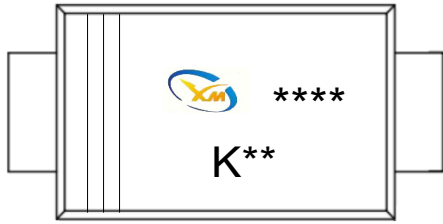


FIG. 4 TYPICAL REVERSE CHARACTERISTICS (per element)





## MARKING INFORMATION



= Logo

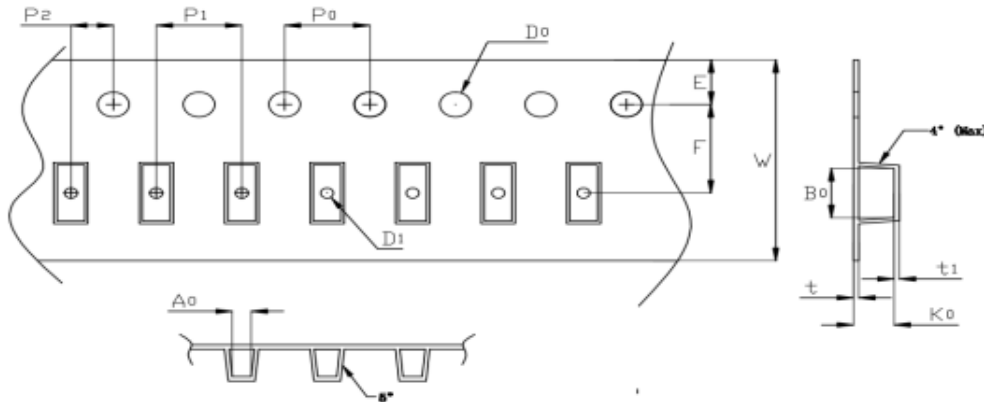
\*\*\*\* = Date Code Marking

K\*\* = Marking Code

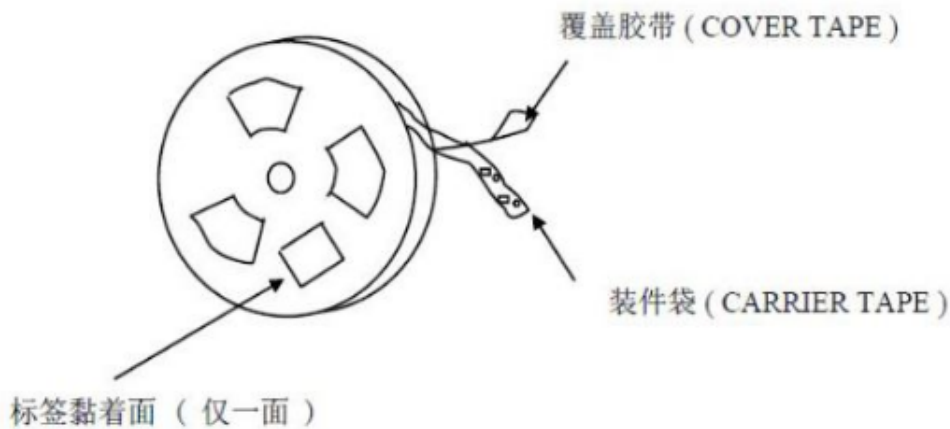
Print according to customer request

## PACKING REQUIRMENTS

- Carrier tape packing



Specifications	Carrier tape type	Ao	Bo	Ko	Po	W	t	Explain
SOD-123FL	Anti-static	1.95±0.10	3.95±0.10	1.35±0.10	4.00±0.10	8.0±0.10	0.23±0.05	

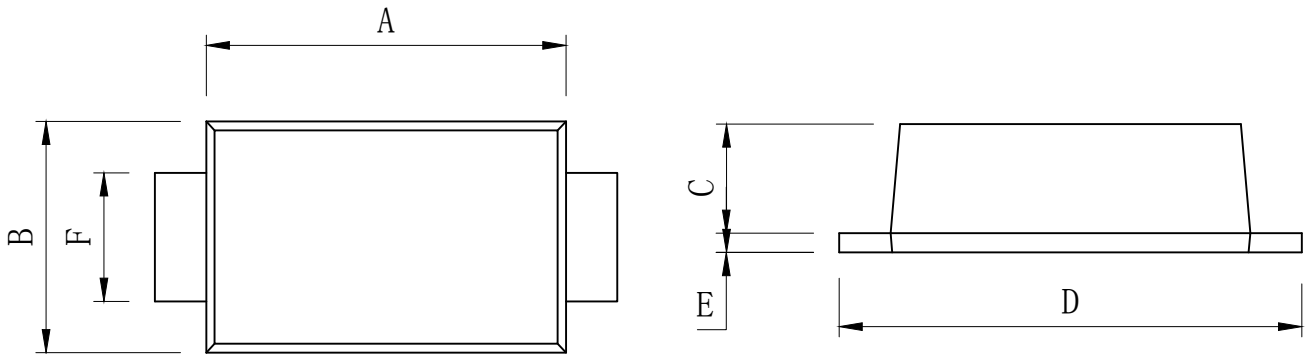


DEVICE TYPE	Tape width	7" Reel		
		Q'TY/REEL (pcs)	BOX/CAR TOON	Q'TY/REEL (pcs)
SOD-123FL	8mm	3000	80	240000



## Outline Dimensions

### SOD123FL



SOD123FL				
DIM	INC HES		MM	
	MIN	MAX	MIN	MAX
A	0.10	0.12	2.5	3
B	0.06	0.08	1.5	2
C	0.03	0.06	0.7	1.5
D	0.12	0.16	3	4
E	/	0.01	/	0.3
F	0.02	0.06	0.5	1.5



## **Important Statements and disclaimers.**

Do not copy or modify file information without permission.

Xumao Micro reserves the right to modify this document and its products.

Specifications are available without prior notice. Customer shall obtain and confirm the latest product information and specifications prior to final design, purchase or use.

Xumao Micro does not assume any implied warranties, including warranties of fitness for special purposes, non-infringement and merchantability.

The products shown here are not designed and licensed for demanding equipment at a level of reliability or for human life and any life-saving related applications or life-sustaining, such as medical devices, transportation equipment, aerospace machinery, and so on. Customers who use or sell these products for such applications do so at their own risk.

As Xumao Micro uses batch number as tracking benchmark, please provide batch number for tracking in case of exception.

## X-ON Electronics

Largest Supplier of Electrical and Electronic Components

*Click to view similar products for [Schottky Diodes & Rectifiers](#) category:*

*Click to view products by [XUMAO](#) manufacturer:*

Other Similar products are found below :

[MA4E2039](#) [MMBD301M3T5G](#) [HFA35HB60C](#) [RB160M-50TR](#) [D83C](#) [BAS16E6433HTMA1](#) [BAS 3010S-02LRH](#) [E6327](#) [BAT 54-02LRH](#)  
[E6327](#) [NRVBAF360T3G](#) [NSR05F40QNXT5G](#) [NTE555](#) [JANS1N6640](#) [SS3003CH-TL-E](#) [GA01SHT18](#) [CRS10I30A\(TE85L,QM](#)  
[MBRA140TRPBF](#) [MBRB30H30CT-1G](#) [BAT 15-04R](#) [E6152](#) [JANTX1N5712-1](#) [DMJ3940-000](#) [SB007-03C-TB-E](#) [NRVBB20100CTT4G](#)  
[NRVBM120LT1G](#) [NTSB30U100CT-1G](#) [CRG04\(T5L,TEMQ\)](#) [ACDBA1100LR-HF](#) [ACDBA1200-HF](#) [ACDBA240-HF](#) [ACDBA3100-HF](#)  
[CDBQC0530L-HF](#) [ACDBA260LR-HF](#) [ACDBA1100-HF](#) [10BQ015-M3/5BT](#) [NRVBM120ET1G](#) [VSSB410S-M3/5BT](#) [1N5819T-G](#)  
[PDS1040Q-13](#) [B160BQ-13-F](#) [SDM05U20CSP-7](#) [BAS 70-07](#) [E6433](#) [B140S1F-7](#) [HSM560Je3/TR13](#) [DDB2265-000](#) [ZHCS506QTA](#)  
[HSM190Je3/TR13](#) [B330AF-13](#) [ACDBUC0230-HF](#) [SDM1U100S1F-7](#) [MBR10200CTF-G1](#) [CDLL5712](#)