



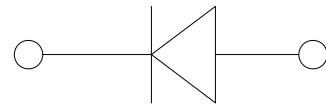

Schottky Diodes
Reverse Voltage-40to200v
Forward current-5A

Features

- Schottky chip
- Ideal for surface mounted applications
- Low forward voltage drop, Low power loss, high efficiency
- Plastic Case Material has UL Flammability

Mechanical Data

- Package: SMAF
- Terminals: Tin Plated leads, solderable per Mil-STD-750 Method 2026
- Polarity: As marked
- Molding compound meets UL 94 V-0 flammability rating, ROHS-compliant



Maximum Ratings (Ta=25°C Unless otherwise specified)

Type Number	SYMBOL	SS54F	SS56F	SS58F	SS510F	SS515F	SS520F	Umit
Maximum Recurrent Peak Reverse Voltage	V_{RRM}	40	60	80	100	150	200	V
Maximum RMS Voltage	V_{RMS}	28	42	56	70	105	140	V
Maximum DC Blocking Voltage	V_{DC}	40	60	80	100	150	200	V
Maximum Average Forward Rectified Current	$I_{O(AV)}$	5.0						A
Peak Forward Surge Current 8.3ms Single half-sine-wave superimposed on rated load(JEDEC Method) on rated	IFSM	100.0						A
Forward Surge Current (Non-repetitive) @1ms, square wave, 1 cycle, Tj=25°C		200.0						A
Current squared time @1ms≤t≤8.3ms Tj=25°C, Rating of per diode	I^2t	41.5						A ² S
Maximum Forward Voltage at 5.0A DC	V_{FM}	0.55	0.75	0.85		0.92		V
Maximum Reverse Current TA = 25°C	IR	0.1		0.05				mA
at Rated DC Blocking Voltage TA = 100°C		20		10				mA
Typical Thermal Resistance	R_{QJA}	65.0						°C/W
Operating Junction Temperature Range	T_J	-55to+150						°C
Storage Temperature Range	T_{STG}	-55to+150						°C



FIG. 1 MAXIMUM AVERAGE FORWARD CURRENT DERATING

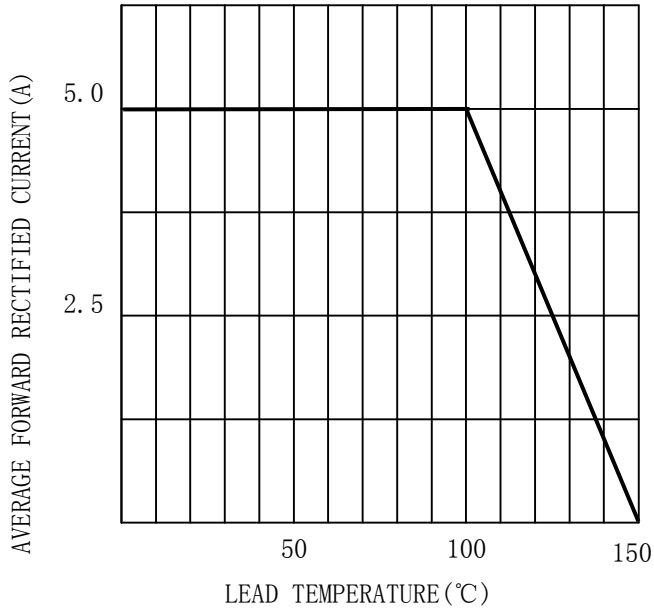


FIG. 2 TYPICAL FORWARD CHARACTERISTICS

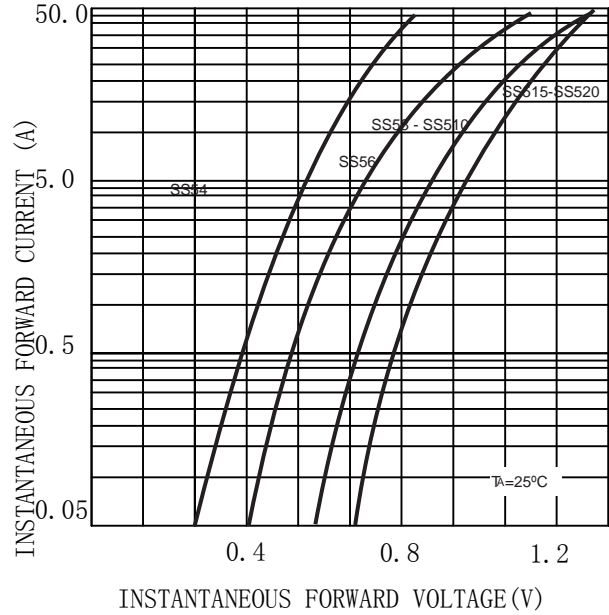


FIG. 3 MAXIMUM NON-REPEITIVE SURGE CURRENT

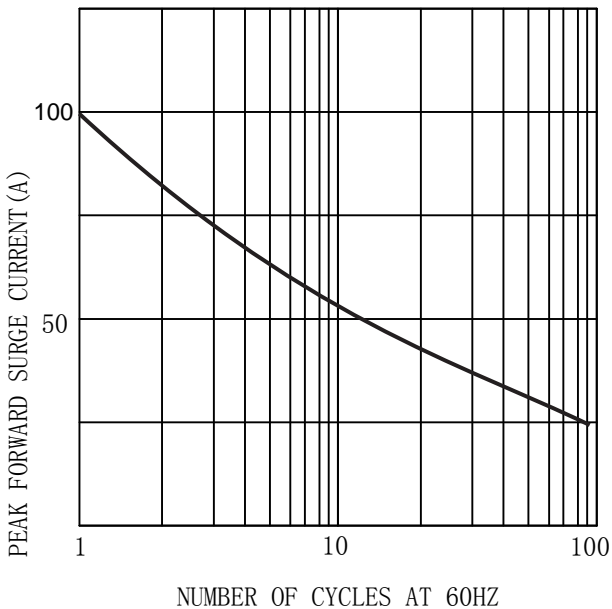
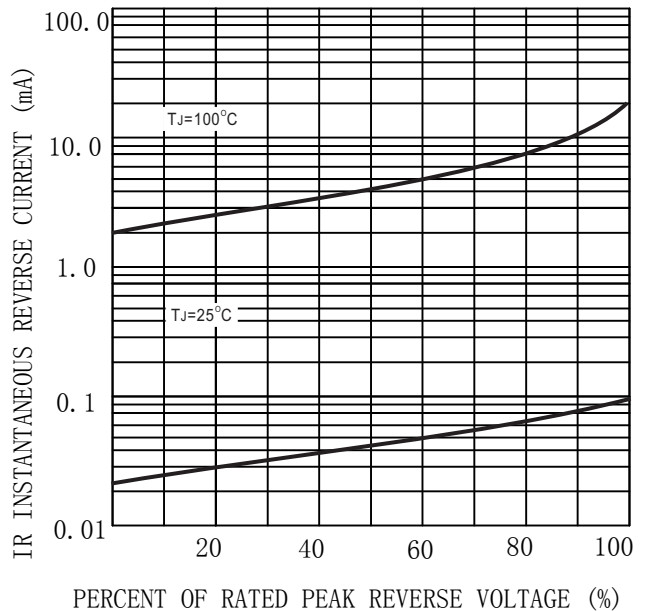


FIG. 4 TYPICAL REVERSE CHARACTERISTICS (per element)





MARKING INFORMATION



= Logo

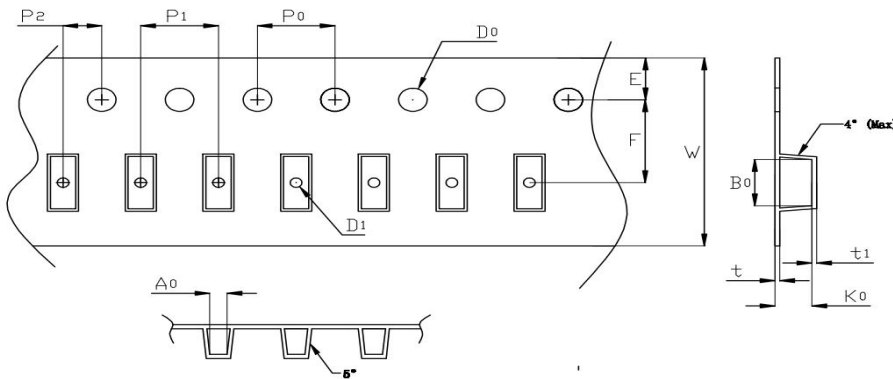
**** = Date Code Marking

SS** = Marking Code

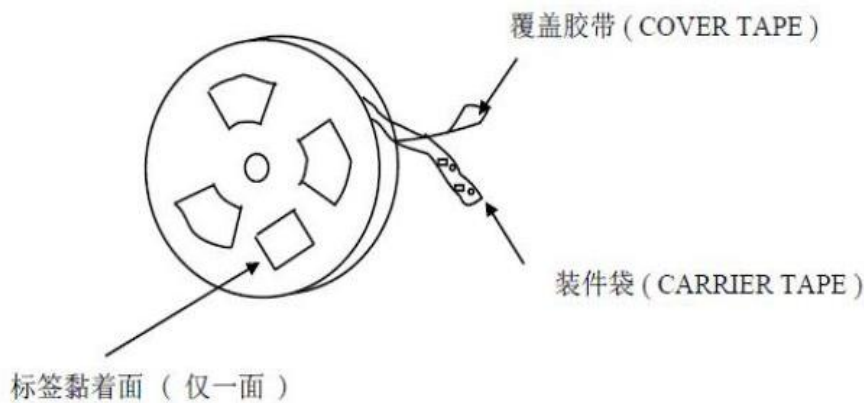
Print according to customer request

PACKING REQUIRMENTS

Carrier tape packing



Specifications	Carrier tape type	Ao	Bo	Ko	Po	W	t	Explain
SMAF	Anti-static	2.83± 0.10	4.9± 0.10	1.45± 0.05	4.00± 0.10	12.0± 0.10	0.23± 0.05	

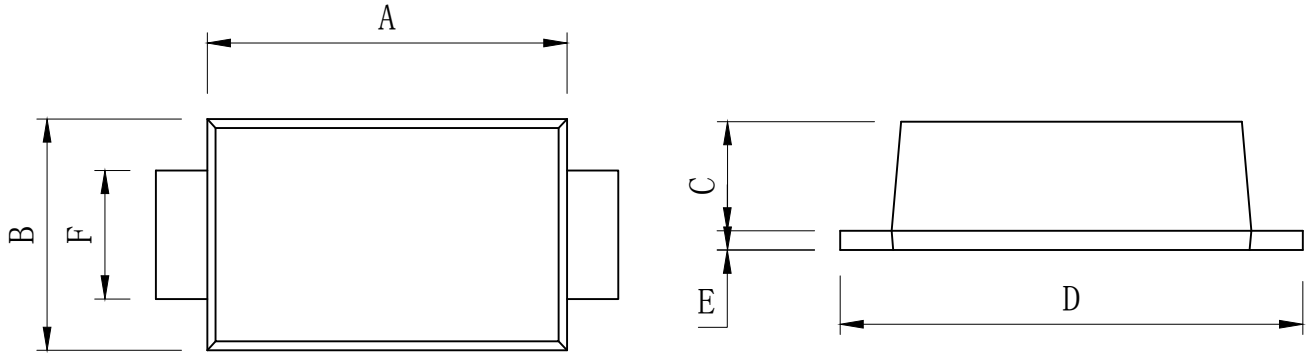


DEVICE TYPE	Tape width	13"Reel			7"Reel		
		Q'TY/REEL (pcs)	BOX/CAR TOON	Q'TY/REEL (pcs)	Q'TY/REEL (pcs)	BOX/CAR TOON	Q'TY/REEL (pcs)
SMAF	12mm	10000	20	200000	3000	64	192000



Outline Dimensions

SMAF



SMAF				
DIM	INC HES		MM	
	MIN	MAX	MIN	MAX
A	0.13	0.15	3.2	3.8
B	0.09	0.11	2.3	2.7
C	0.03	0.05	0.8	1.2
D	0.16	0.20	4	5
E	/	0.01	/	0.3
F	0.04	0.08	1	2



四川旭茂微科技有限公司

Sichuan Xu Mao Micro Technology Co., Ltd

SS54F THRU SS520F

Important Statements and disclaimers.

Do not copy or modify file information without permission.

Xumao Micro reserves the right to modify this document and its products.

Specifications are available without prior notice. Customer shall obtain and confirm the latest product information and specifications prior to final design, purchase or use.

Xumao Micro does not assume any implied warranties, including warranties of fitness for special purposes, non-infringement and merchantability.

The products shown here are not designed and licensed for demanding equipment at a level of reliability or for human life and any life-saving related applications or life-sustaining, such as medical devices, transportation equipment, aerospace machinery, and so on. Customers who use or sell these products for such applications do so at their own risk.

As Xumao Micro uses batch number as tracking benchmark, please provide batch number for tracking in case of exception.

X-ON Electronics

Largest Supplier of Electrical and Electronic Components

Click to view similar products for [Schottky Diodes & Rectifiers](#) category:

Click to view products by [XUMAO](#) manufacturer:

Other Similar products are found below :

[MA4E2039](#) [MMBD301M3T5G](#) [HFA35HB60C](#) [RB160M-50TR](#) [D83C](#) [BAS16E6433HTMA1](#) [BAS 3010S-02LRH](#) [E6327](#) [BAT 54-02LRH](#)
[E6327](#) [NRVBAF360T3G](#) [NSR05F40QNXT5G](#) [NTE555](#) [SS3003CH-TL-E](#) [GA01SHT18](#) [CRS10I30A\(TE85L,QM](#) [MBRA140TRPBF](#)
[MBRB30H30CT-1G](#) [BAT 15-04R](#) [E6152](#) [JANTX1N5712-1](#) [DMJ3940-000](#) [SB007-03C-TB-E](#) [NRVBB20100CTT4G](#) [NRVBM120LT1G](#)
[NTSB30U100CT-1G](#) [CRG04\(T5L,TEMQ\)](#) [ACDBA1100LR-HF](#) [ACDBA1200-HF](#) [ACDBA240-HF](#) [ACDBA3100-HF](#) [CDBQC0530L-HF](#)
[ACDBA260LR-HF](#) [ACDBA1100-HF](#) [10BQ015-M3/5BT](#) [NRVBM120ET1G](#) [VSSB410S-M3/5BT](#) [1N5819T-G](#) [PDS1040Q-13](#) [B160BQ-13-F](#)
[SDM05U20CSP-7](#) [BAS 70-07](#) [E6433](#) [B140S1F-7](#) [HSM560Je3/TR13](#) [DDB2265-000](#) [ZHCS506QTA](#) [HSM190Je3/TR13](#) [B330AF-13](#)
[ACDBUC0230-HF](#) [SDM1U100S1F-7](#) [MBR10200CTF-G1](#) [CDLL5712](#) [DMF2822-000](#)